

Ending Homelessness in Lake County

WHAT IS HOMELESS?



People in emergency shelters and transitional housing.



People on the street or in a place not meant for human habitation.



People in institutions (hospitals, jails, nursing homes, etc.) who have been there fewer than 90 days and were homeless before they entered.



People at risk of becoming homeless (on the verge of eviction, couch surfing, etc.)

From Housed Locations




40%

From Streets



11%

From Shelter



34%

From Institutions

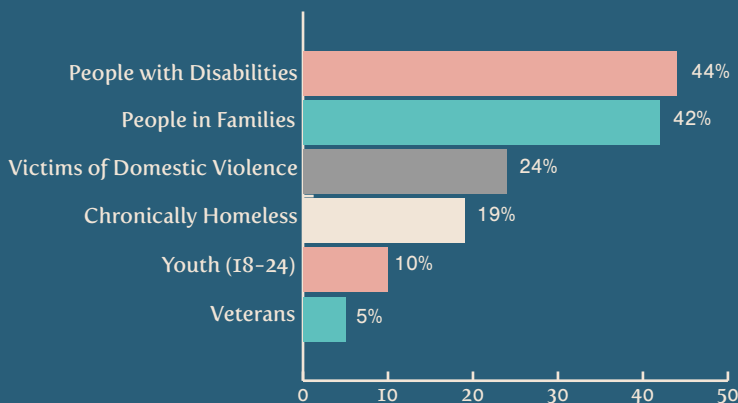


15%

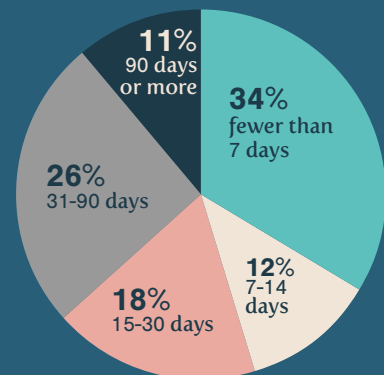
1,060

people experienced homelessness in Lake County last year. Prior to this, 65% had not experienced homelessness in at least two years.

WHO IS HOMELESS?



AVERAGE TIME HOMELESS = 36 DAYS



*Each icon represents 10 people

292 out of 1,060, or
27.5%
of people who experienced homelessness
had a serious mental illness.

PERMANENT SUPPORTIVE HOUSING



WHO is served

Prioritized for people with disabilities and those who have been homeless the longest.



LONG-TERM Housing Solution

Name on a renewable lease with no limited time period.



HIGH RATE of Success

93% of people remain in or exit to permanent housing after placement.

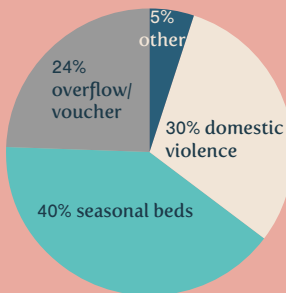
MOVING FROM HOMELESS TO HOUSED

CRISIS STABILIZATION AND HOUSING SEARCH SUPPORT

Emergency Shelter

- PADS
- A Safe Place
- Lake County Haven

Shelter Beds by Type



Street Outreach

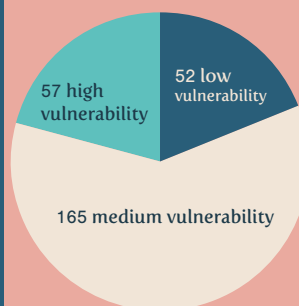
Connects people experiencing homelessness (outdoors, in cars, or in abandoned buildings) to assistance.

ASSESSMENT AND PLACEMENT

Coordinated Entry

People who are homeless enter a system of service providers and are matched to appropriate housing and services using a common assessment tool.

Vulnerability of Homeless Households



274 households assessed in one year

HOMELESS PROGRAMS

Rapid Rehousing & Links to Services

- Time limited (6-9 months of assistance)
- Name on the lease allows for possible permanent housing after period of assistance
- Case management

7 units for veterans & 38 other units.

Transitional Housing with Services

- Time limited (up to two years of assistance)
- Mostly group living
- Personalized, intensive services

64 units at 6 projects

Low vulnerability

88% Exit to permanent housing

74% Exit to permanent housing

High vulnerability



- 155 units of Permanent Supportive Housing
- 184 veteran housing units

COST SAVINGS OF HOUSING

Highest Permanent Supportive Housing Cost	Institution Costs	Savings Per Unit Per Year	Percentage Saved
\$27,600	\$38,268 (prisons)	\$10,688	27%
	\$39,739 (Institutions for Mental Disease)	\$12,139	31%
	\$52,083 (nursing homes)	\$24,483	47%
	\$52,195 (jails)	\$24,595	47%
	\$54,097 (group homes)	\$26,497	49%