

Solicitation and Evaluation of ARPA Proposals

A Review of Lake County's Methodology and Policies

March 3, 2023



American Rescue Plan Act

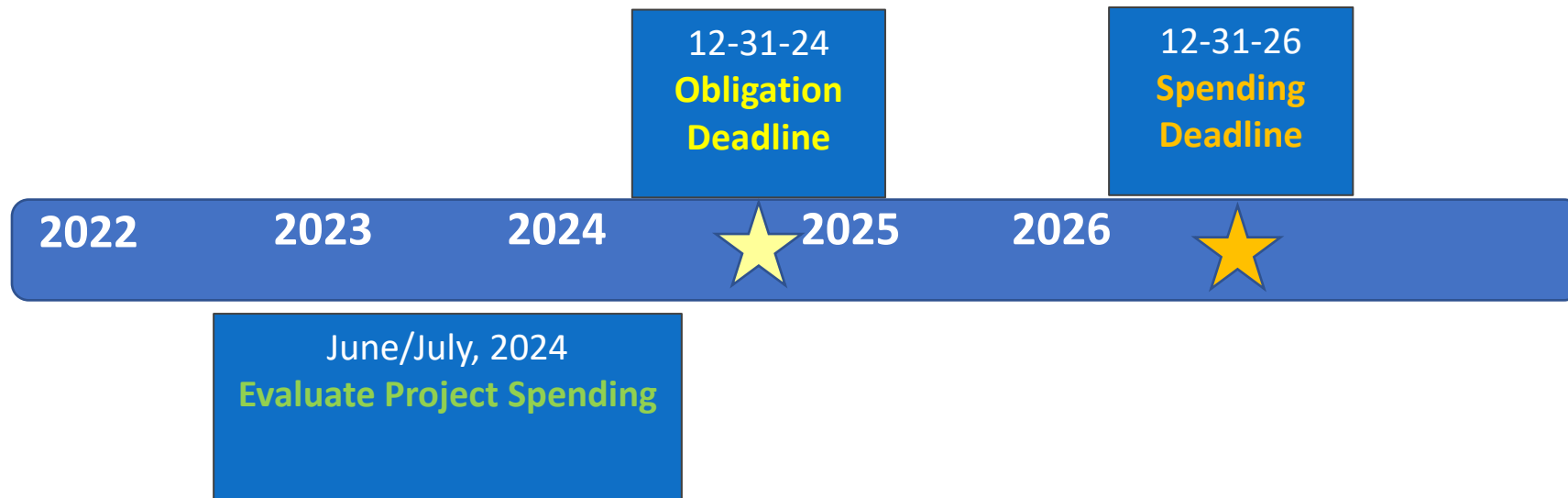
- \$1.9 trillion American Rescue Plan (ARPA) was signed into law on March 11, 2021.
- \$350 billion is allocated to States, Tribes, Territories and Local Governments via the **Coronavirus State and Local Fiscal Recovery Fund (CSLFRF)**

*“...the SLFRF program provides vital resources for state, local, and Tribal governments **to respond to the pandemic and its economic effects and to replace revenue lost due to the public health emergency, preventing cuts to government services.**”*



ARPA Timeline

- ARPA funds must be obligated (encumbered) by December 31, 2024
- ARPA funds must be expended by December 31, 2026
- **Funds that are not obligated or expended by these deadlines must be returned to US Treasury**



ARPA and Lake County

- Through the American Rescue Plan Act State and Local Fiscal Recovery Fund, Lake County received \$135.2 million
- As of February 2023, \$90 million of that award had been allocated to projects that respond to the COVID-19 pandemic, including:
 - Community and Household Assistance
 - Public Health
 - Business and Economic Development
 - Infrastructure
 - Improvement of County Operations
- Thus far, almost all projects have been proposed by units of County government



Non-County ARPA Proposals

*“Treasury recognizes that many nonprofits play important roles in their communities, and some may have experienced public health or negative economic impacts during the pandemic. As such, under the interim final rule and the final rule, **nonprofits may be impacted by the pandemic and receive assistance as a beneficiary, as described above, and/or be a subrecipient providing services on behalf of a recipient.**”*



Application Methodology

Public outreach
initiative to
determine the
priorities of Lake
County residents




ARPA and Uniform
Guidance (UG)
training for
prospective
applicants



Applications
submitted via
SurveyMonkey and
email

Review Methodology

- Incomplete proposals were removed
- Complete proposals were reviewed by BRONNER staff
- 21 proposals were determined to be ineligible because:
 - The proposal was not eligible based on Treasury Final Rule
 - The proposal was not eligible based on OMB Uniform Guidance
 - The proposal was not eligible based on Lake County guidelines
- 79 proposals were scored by BRONNER, using a rubric



Proposal Evaluation

Category	Points Assigned
Evidence Based	10
Equity	10
Budget	10
Performance Tracking	5
Impact vs. Effort	10
Readiness	5
County-wide Impact	15
Community Feedback Alignment	20
Risk	5
Leveraged Funds	5
Fiscal Sustainability	5



Evaluation Methodology

- Proposals were scored BRONNER staff
- Reviewers also noted whether proposals:
 - Provided sufficient supporting documentation
 - Included activities that would require additional reporting
 - Required revisions that may reduce Lake County's risk profile
 - Included sufficient detail to verify compliance
- BRONNER staff evaluated proposal scores and evaluations



Proposal Overview

- For the sake of clarity, projects have been organized as capital projects, public health service projects, and negative economic impact projects

Project Type	# of Projects	Total Dollar Amount
Capital Projects	34	\$77,990,000
Public Health Service Projects	22	\$28,120,000
Negative Economic Impact Projects	23	\$15,990,000
Total	79	\$122,100,000



Capital Projects

Project Type	# of Projects	Total Budget	Average Score	Average Impact Score
Public Health projects	13	\$18,640,000	80	7.3
Negative Economic Impact projects	12	\$23,480,000	79	8
Infrastructure projects	9	\$35,870,000	70	8
Total	34	\$77,990,000	77	7.7



Public Health Service Projects

Project Type	# of Projects	Total Budget	Average Score	Average Impact Score
Mental Health and Substance Use	16	\$17,010,000	86	6.6
Community Violence Interventions	2	\$470,000	82	7
Other	4	\$10,640,000	78	6.5
Total	22	\$28,120,000	84	6.7




Negative Economic Impact Projects

Project Type	# of Projects	Total Budget	Average Score	Average Impact Score
Food Aid	4	\$5,390,000	71	8.7
Services for the Unhoused	3	\$2,460,000	89	7.3
Other Social Services	5	\$1,290,000	77	6.8
Services to Communities	1	\$500,000	82	8
Educational Services	4	\$4,300,000	67	4.2
Services to Businesses	2	\$1,550,000	73	5.5
Services to Nonprofits	4	\$500,000	70	3.7
Total	23	\$15,990,000	74	6.3



Discussion on Guiding Principles

- Ensure that programs are complementary of and do not negatively impact County-provided services
- Organization/prioritization of proposals into different categories
 - 15% Public Health Services, 15% Negative Economic Impact, 70% Capital Projects
- Budget cap
 - Previously used “soft \$10M”
 - Originally recommended \$20M



Next Steps

1. Using guiding principles, identify list of priority proposals
2. Collaboration with identified proposing organizations to confirm details identified in review.
 - Inform applicants of the obligations, requirements, and restrictions associated with ARPA funding
 - Adjust scoring if necessary, based on any new information
3. Determine formal recommended selection of proposals and bring back to Committee for appropriation, to include program administration costs

