



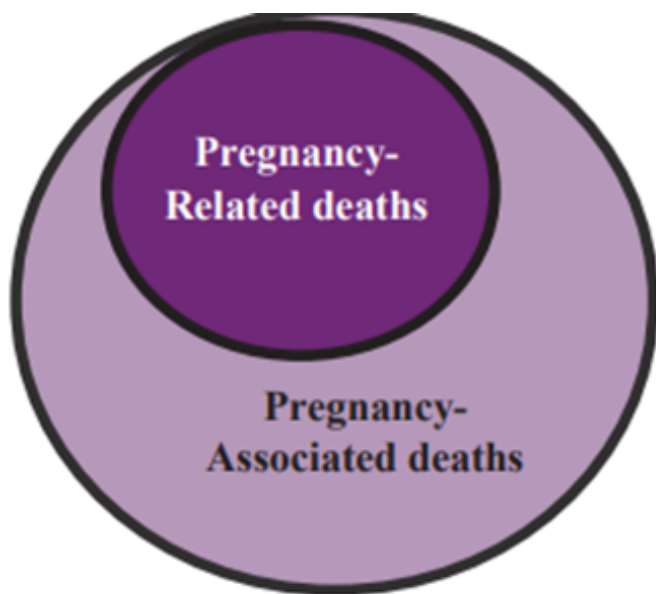
Maternal and Infant Health in Lake County

Lisa Kritz, MSW, MBA
Director of Prevention

Maternal and Infant Health in Lake County



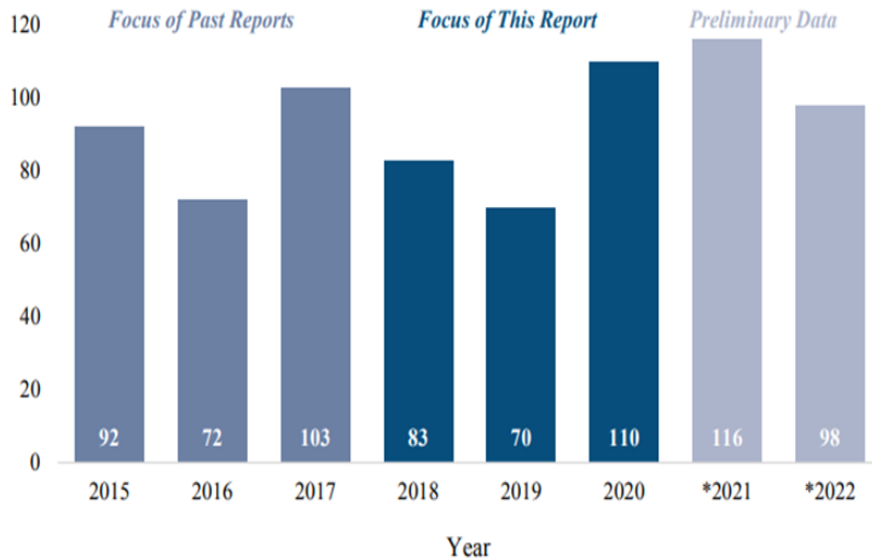
Maternal Mortality



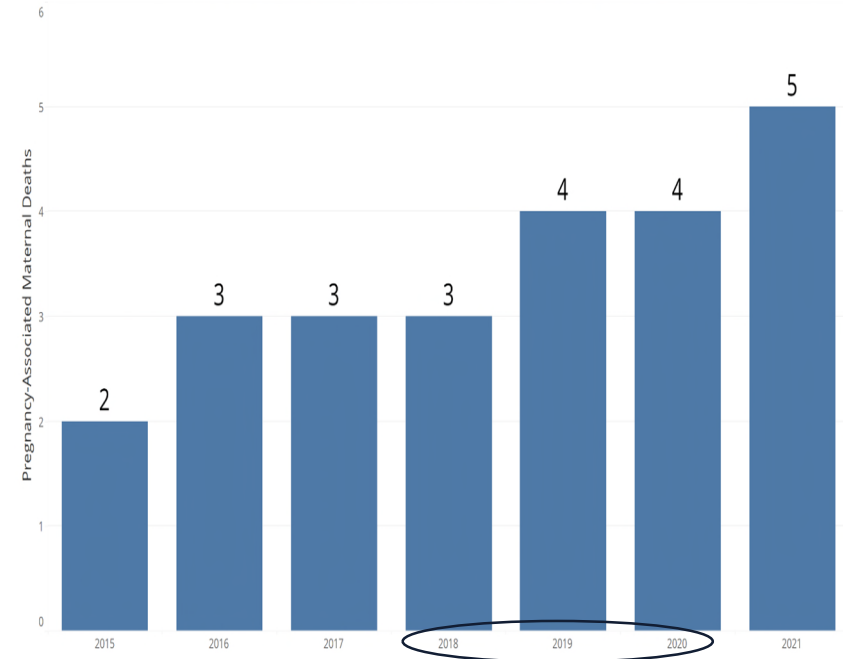
- **Pregnancy-associated death:** The death of a woman during pregnancy or within one year of the end of pregnancy. (CDC)
- **Pregnancy-related death:** The death of a woman during pregnancy or within one year of the end of pregnancy from a pregnancy complication, a chain of events initiated by pregnancy, or the aggravation of an unrelated condition by the physiologic effects of pregnancy. (CDC)

Pregnancy-Associated Deaths in Illinois and Lake County

An average of 88 pregnancy-associated deaths occurred each year during 2018-2020.



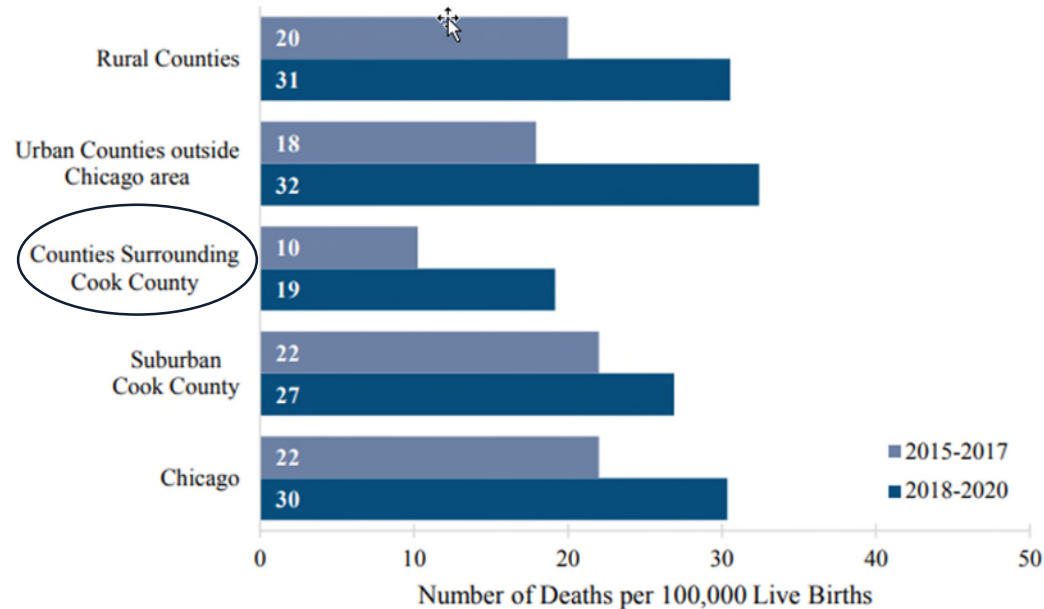
Lake County Pregnancy-Associated Maternal Deaths



Between 2018 and 2020, 43% of Illinois' pregnancy-associated deaths died from a cause related to pregnancy (a pregnancy-related death.)

Pregnancy-Related Deaths by Region

Figure 26. All geographic areas in Illinois had an increase in pregnancy-related death between 2015-2017 and 2018-2020.



State Reviews determined that 91% of pregnancy-related deaths were potentially preventable.

Causes

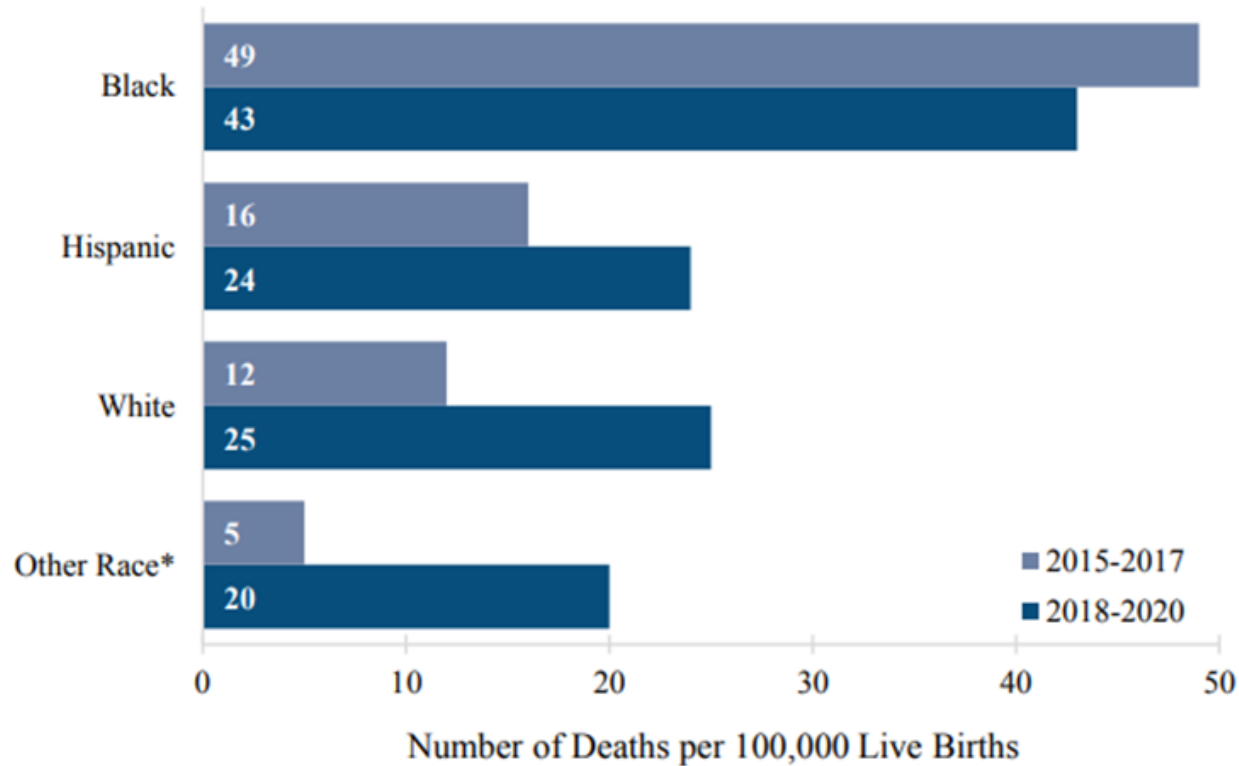
- Increase in mental health and substance use disorders
- Increase in chronic disease
- Increased age of women getting pregnant
- Racism and discrimination

Pregnancy-related mortality is not equally experienced by all groups of women

- Race/ethnicity
 - **Black women are nearly two times as likely as white women to die from a pregnancy-related cause**
- Age
- Education Level
- Location of Residence
- Insurance Type
- Body Mass Index (BMI)

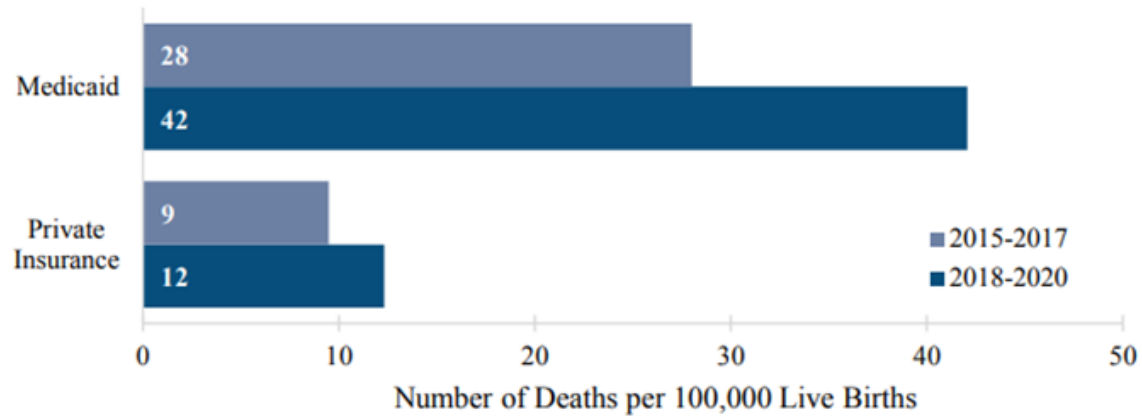
Disparities

Pregnancy-related mortality in Illinois remains the highest for Black women, despite a decrease in recent years.



Disparities

Figure 25. Pregnancy-related mortality increased among women on Medicaid, but did not significantly change for women with private insurance.



Causes by the Numbers

Table 1. Substance use disorder was the leading cause of pregnancy-related death in Illinois during 2018-2020.

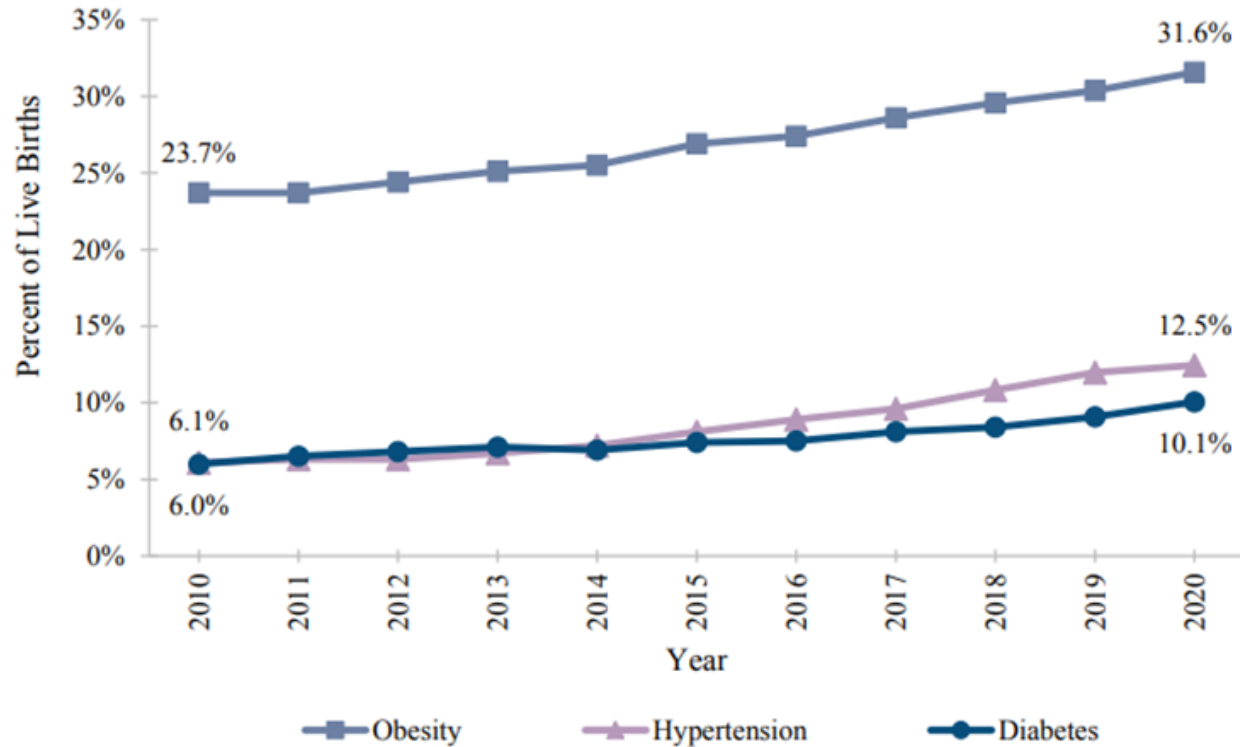
Cause of Death Category	Number of Pregnancy-Related Deaths	Percent of Pregnancy-Related Deaths
Substance Use Disorder	36	32%
Cardiac and Coronary Conditions	16	14%
Pre-existing Chronic Medical Condition*	13	12%
Sepsis (blood stream infection)	10	9%
Mental Health Conditions resulting in suicide**	9	8%
Thrombotic Embolism (blood clot)	8	7%
Hemorrhage (postpartum bleeding)	6	5%
Cardiomyopathy (heart muscle disease)	5	4%
COVID-19	4	3%
Homicide	2	2%
Amniotic Fluid Embolism	2	2%
Hypertensive Disorder of Pregnancy	1	1%
Stroke	1	1%

* These deaths were related to health conditions that women were known to have prior to pregnancy, including autoimmune disease, sickle cell disease, diabetes, connective tissue disease, seizure disorder, lupus, liver disease, and end-stage renal disease. These deaths are included as “non-cardiovascular deaths” by the CDC PMSS.

** Includes deaths due to depression, schizophrenia, and bipolar disorder.

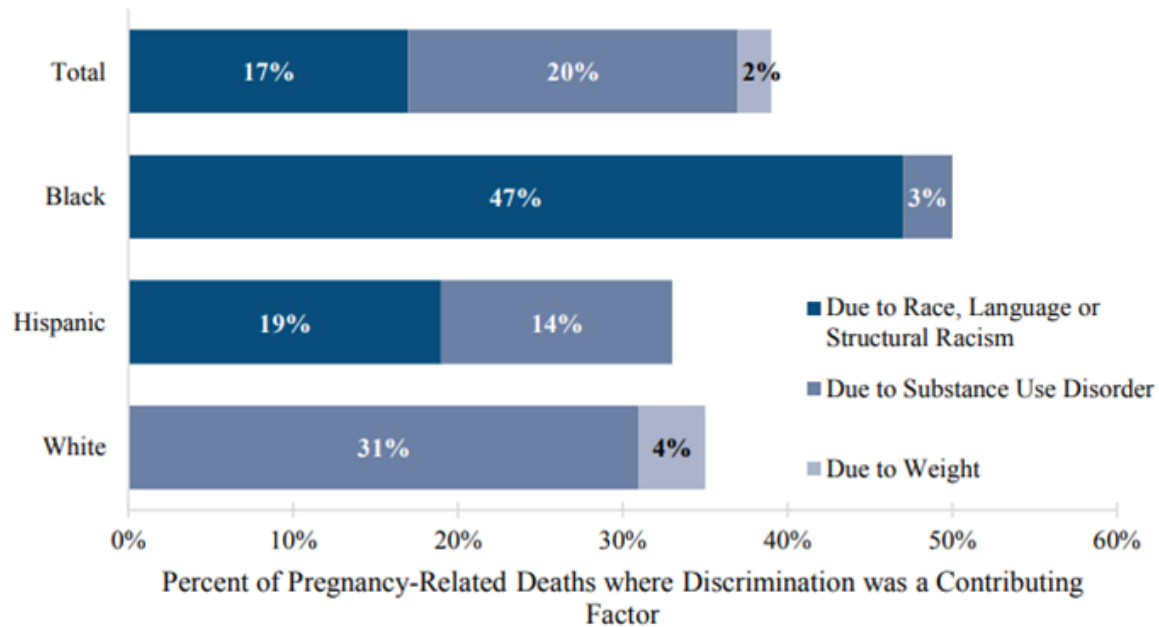
Chronic Conditions

Figure 2. Obesity, Hypertension, and Diabetes are Increasing among Women Delivering Live Births in Illinois.



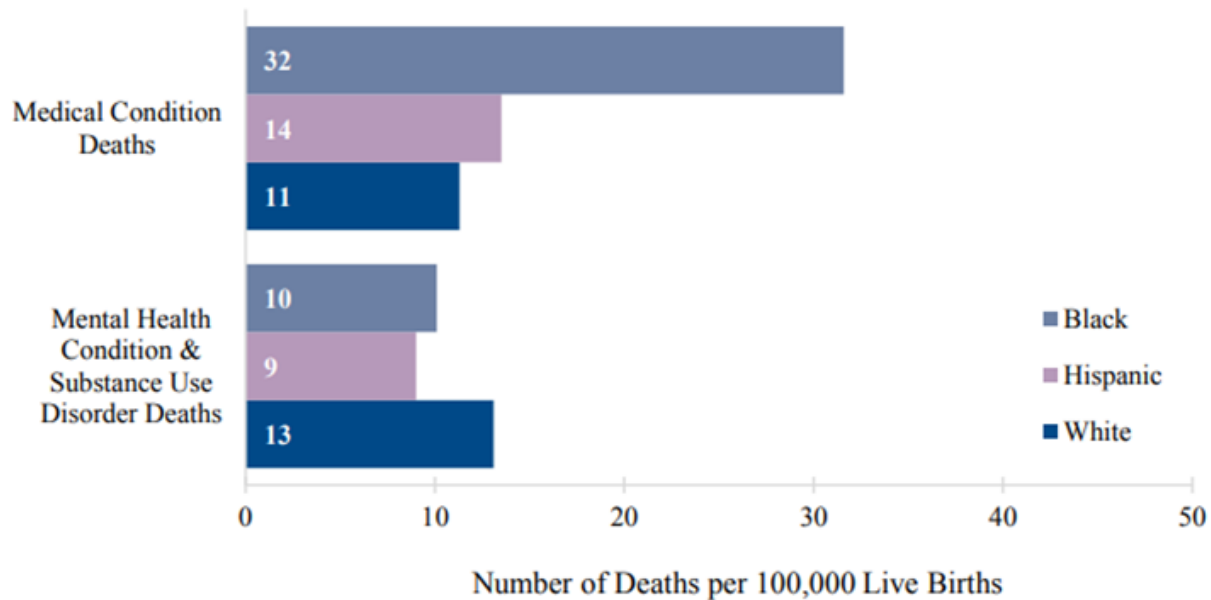
Disparities

Figure 30. Discrimination was more likely to be a contributing factor to pregnancy-related deaths among Black women than among other races.



Disparities

Figure 27. Black women are more likely to experience pregnancy-related death due to a medical condition while all racial groups have similar ratios of pregnancy-related deaths from mental health conditions and substance use disorders.



Infant Mortality



Definition:

Refers to the death of an infant before their first birthday. The infant mortality rate is the number of infant deaths for every 1,000 live births.

More Definitions

- **Preterm Birth:** Babies born before 37 weeks of pregnancy are completed.
- **Low Birth Weight:** Weight at birth of <2500 grams (5.5 pounds.)
- Low Birth Weight and Preterm birth are the leading causes of death in newborns and children under five years old.

Pre-Term Birth

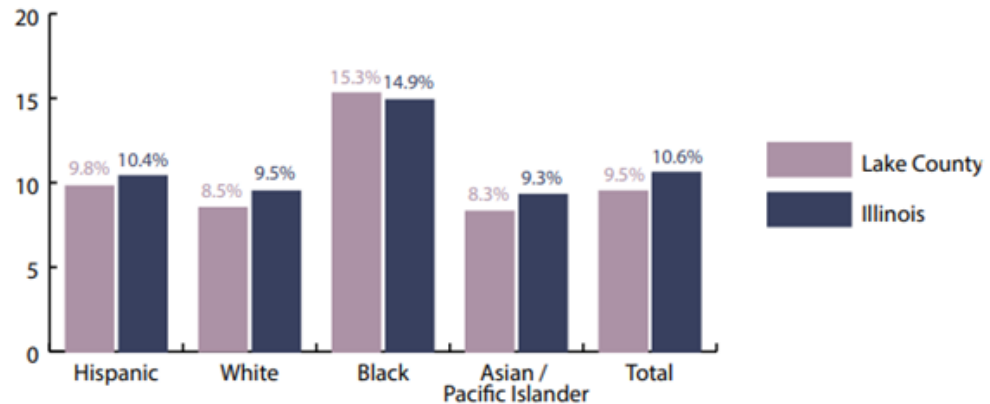
PRE-TERM BIRTH

The pre-term birth rate is the percent of babies born at less than 37 weeks of pregnancy. **Pre-term birth rates in Lake County and in Illinois show disparities between racial and ethnic groups.**

According to the March of Dimes, in 2021¹:

- **9.9%** of all live births in **Lake County** were born pre-term
- **10.7%** of all live births in **Illinois** were born pre-term

Pre-term birth rate by race/ethnicity:
Lake County and Illinois,
2019-2021 average



- Pre-term birth rate for LCHD/Family Case Management clients in 2022 was 10%.
- The pre-term birth rate for LCHD Prenatal clients in 2022 was 9.7%.

Infant Mortality

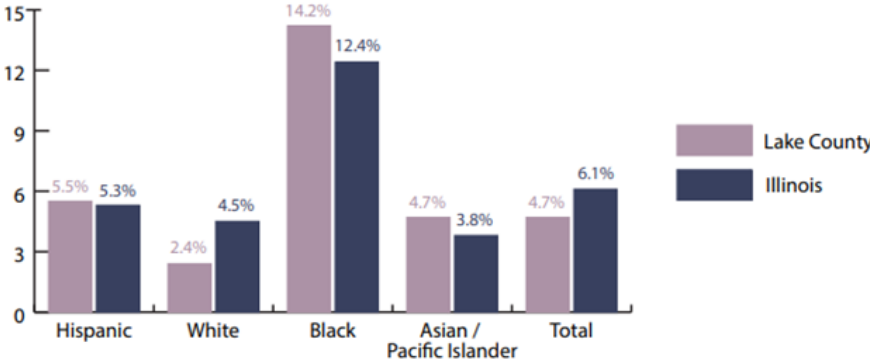
INFANT MORTALITY RATE

Infant mortality is defined as death occurring during the first year of life. Infant mortality rates are the number of deaths per 1000 live births. Infant mortality rates are an indication of overall health. **Infant mortality rates in Lake County and in Illinois show disparities between racial and ethnic groups.**

According to the March of Dimes, in 2019³:

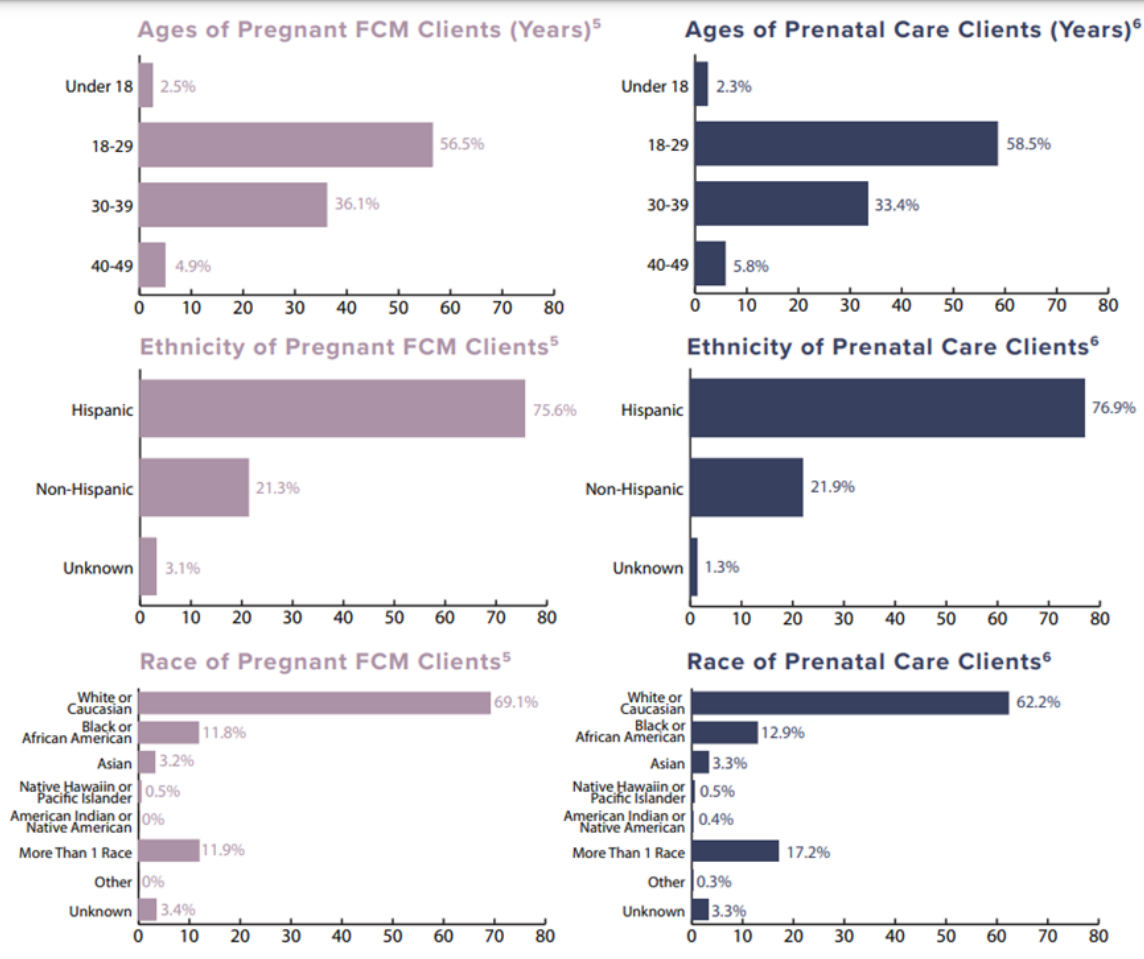
- **5%** infant mortality rate in Lake County
- **5.7%** infant mortality rate in Illinois

Infant mortality rate by race/ethnicity: Lake County and Illinois, 2017-2019 average



The number of infants that died before their first birthday in 2022 that were enrolled in Lake County Health Department Family Case Management was 0.

Who Does Lake County Health Serve



Lake County Health Department

Our Services

Family Case Management

- Home Assessment
- Service Assessment
- Physical Assessment
- Screenings
- Referrals
- Education
- Care Coordination
- Support

Prenatal Care (in FQHC)

- Comprehensive Medical Care and Exams
- Health Education
- Referrals to WIC, FCM, Dental Services, and Mental and Substance Use services

Early Intervention (Child and Family Connections)

- Evaluation and service coordination, for children under age 3 who have suspected developmental delays.

How Do We Address

- Quality Maternal Health Care
- Case Management
- Screen, Address, and Monitor for Substance Use and Mental Health Issues and Chronic Diseases
- Accessible Substance Use and Mental Health Services
- Address Social Determinants of Health
- Drastic Reduction of Racial and Social Inequities
- Policy Changes

Questions?

To view the full report: <https://dph.illinois.gov/topics-services/life-stages-populations/maternal-child-family-health-services/maternal-health/mmmr.html>



3010 Grand Avenue, Waukegan, Illinois 60085
(847) 377-8000
health.lakecountyil.gov

