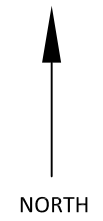





# SANITARY SEWER REHABILITATION LOCATION MAP - HIGHLAND LAKE

SHEET  
2  
OF  
2



**LEGEND**

-  FULL LINER REPAIR
-  SPOT LINER REPAIR
-  SEWER & MANHOLE

SCALE: 1"= 100'

