

# MONTHLY REPORTS



September 18, 2023  
Finance Department  
Melissa Gallagher/Ruby Acosta  
847-377-2163/mgallagher@lakecountyil.gov

---

## LAKE COUNTY MONTHLY FINANCIAL REPORTS

**Summary:** This report shows data as unaudited. In accordance with Lake County's Budget and Financial Policies, financial reports are submitted to the Finance and Administrative Committee that provide a current snapshot comparing actual revenues and expenditures to budgeted amounts. In addition, the Finance Department provides other financial information that may be of interest to the County Board.

### **Background:**

Three reports are attached:

- a Revenue & Expense Budget vs. Actual Report, through 08/31/2023,
- an Economic Indicator Report, reflecting the most recent information available, and
- a P-Card Summary Report for the August 2023 activity.

### **Analysis:**

- The **Revenue & Expense Report** reflects activity through the end of August, nine months of activity, so a straight-line benchmark would indicate that 75% of budgeted expenditures or revenues would be spent/received. Revenues through August 31, 2023 are \$357,124,204 which is 57.26% of the YTD budgeted revenues of \$623,720,731. Expenditures through August 31, 2023 are \$377,061,557, which is 39.31% of the YTD budgeted expenditures of \$959,312,461.
- The **Economic Indicator Report** reflects the status of the County's economically sensitive indicators, in a color-coded fashion. A few additional highlights:
  - One of the Selected Property Tax Fund Revenues presented is the Income Tax Revenue. The Income Tax Revenue received by Lake County is based on its unincorporated population in proportion to the total state population. Income Tax collected year-to-date is \$9.3 million and is currently 18% above budget.
  - One of the Non-Property Tax Fund Revenues presented is the ¼ RTA Sales Tax for Transportation and Public Safety. The state collects a 0.75% general sales tax on purchases of general merchandise and qualifying food, drugs, and medical appliances on behalf of the Regional Transit Authority (RTA). Lake County receives a portion (25%) of the amount collected by the state. The ¼ RTA Sales Tax for Transportation and Public Safety collected year-to-date is \$23.6 million and is currently 14.2% above budget.
- The **P-Card Summary Report** reflects the activity for August 2023. There were 1,424 transactions totaling \$491,683.

Please contact me with any questions.

**Attachments:** (1) Revenue & Expense Budget vs. Actual Report, (2) Economic Indicator Report, (3) P-Card Summary Report

**Revenue Summary**  
Lake County  
Current Period: Aug-23

Date: 13-SEP-2023

	FY23 Y-T-D Budgeted Revenues	FY23 Y-T-D Revenues	FY23 % of Budgeted Revenues	FY22 Y-T-D Budgeted Revenues	FY22 Y-T-D Revenues	FY22 % of Budgeted Revenues
<b>SUMMARY - ALL FUNDS</b>						
<b>Property Tax Funds</b>						
General Fund	201,493,313	127,509,784	63.28%	199,920,994	126,177,657	63.11%
Other Property Tax Operating Funds	198,874,012	100,955,590	50.76%	181,614,893	98,963,412	54.49%
Capital Project Funds	18,580,874	12,604,689	67.84%	15,879,199	10,167,353	64.03%
<b>Sub Total</b>	<b>418,948,198</b>	<b>241,070,063</b>	<b>57.54%</b>	<b>397,415,086</b>	<b>235,308,422</b>	<b>59.21%</b>
Special Revenue Funds	39,313,276	14,358,700	36.52%	52,461,690	94,351,301	179.85%
Capital Project Funds	67,819,592	33,574,869	49.51%	70,436,945	34,582,962	49.10%
Internal Service Funds	45,326,227	32,983,724	72.77%	49,408,163	33,916,775	68.65%
Public Works	52,313,438	35,136,848	67.17%	53,690,054	33,575,824	62.54%
<b>GRAND TOTAL - ALL FUNDS</b>	<b>623,720,731</b>	<b>357,124,204</b>	<b>57.26%</b>	<b>623,411,937</b>	<b>431,735,283</b>	<b>69.25%</b>
<b>PROPERTY TAX FUNDS</b>						
<b>General Fund</b>	<b>201,493,313</b>	<b>127,509,784</b>	<b>63.28%</b>	<b>199,920,994</b>	<b>126,177,657</b>	<b>63.11%</b>
<b>Other Property Tax Operating Funds</b>						
FICA	12,025,500	6,313,803	52.50%	11,011,000	5,968,489	54.20%
IMRF	14,033,000	7,362,434	52.47%	17,507,950	9,496,042	54.24%
Liability Insurance	10,739,706	5,743,387	53.48%	4,663,080	4,535,447	97.26%
Veterans Assistance Commission	5,218,378	2,761,948	52.93%	767,128	425,000	55.40%
Stormwater Management	29,893,300	2,078,636	6.95%	16,708,341	4,548,799	27.22%
Division of Transportation	21,370,531	11,569,290	54.14%	24,052,299	12,632,240	52.52%
Hulse Detention Center	13,212,194	6,893,516	52.18%	8,284,199	5,586,795	67.44%
Winchester House	-	-	n/m	(1,735,593)	(250)	0.01%
Health Department	91,664,179	57,912,425	63.18%	99,904,228	55,522,252	55.58%
Tuberculosis Clinic	717,224	320,151	44.64%	452,261	248,600	54.97%
<b>Total - Other Property Tax Op Funds</b>	<b>198,874,012</b>	<b>100,955,590</b>	<b>50.76%</b>	<b>181,614,893</b>	<b>98,963,412</b>	<b>54.49%</b>
<b>Total Operating Funds</b>	<b>400,367,324</b>	<b>228,465,374</b>	<b>57.06%</b>	<b>381,535,887</b>	<b>225,141,069</b>	<b>59.01%</b>
<b>Property Tax Capital Funds</b>						
Long Term Capital	6,207,167	6,207,167	100.00%	3,570,472	3,570,472	100.00%
Bridge Tax	3,929,277	2,052,987	52.25%	3,917,604	2,116,949	54.04%
Matching Tax	8,444,430	4,344,535	51.45%	8,391,123	4,479,933	53.39%
<b>Sub Total - Capital</b>	<b>18,580,874</b>	<b>12,604,689</b>	<b>67.84%</b>	<b>15,879,199</b>	<b>10,167,353</b>	<b>64.03%</b>
<b>TOTAL PROPERTY TAX</b>	<b>418,948,198</b>	<b>241,070,063</b>	<b>57.54%</b>	<b>397,415,086</b>	<b>235,308,422</b>	<b>59.21%</b>
<b>SPECIAL REVENUE</b>						
<i>Non-Federal Special Revenue Funds</i>						
Law Library	391,484	300,034	76.64%	395,800	292,110	73.80%
Children's Waiting Room Fund	184,321	124,598	67.60%	180,500	120,905	66.98%
Court Automation	647,227	624,663	96.51%	1,050,151	584,017	55.61%
Court Document Storage	775,767	642,427	82.81%	1,070,276	604,443	56.48%
Probation Services Fee	1,362,672	938,541	68.88%	1,465,750	784,342	53.51%
Vital Records Automation	73,654	60,270	81.83%	62,689	61,120	97.50%
GIS Automation Fee	1,957,000	1,007,892	51.50%	2,079,187	1,715,866	82.53%
Tax Sale Automation Fees	126,424	-	0.00%	112,620	130,613	115.98%
Recorder Automation	1,278,715	708,733	55.43%	1,358,403	1,207,866	88.92%
Solid Waste Management Tax	200,000	151,315	75.66%	201,635	196,439	97.42%
Coroner Fees	181,000	26,287	14.52%	201,000	24,985	12.43%
Electronic Citation Fund	146,972	151,652	103.18%	266,698	143,134	53.67%
Neutral Site Custody Exchange Fee	178,078	113,124	63.52%	175,200	109,908	62.73%
Transportation Hire Back	50,000	18,146	36.29%	40,000	33,746	84.37%
HUD Grants	23,676,415	3,561,484	15.04%	25,897,552	5,492,944	21.21%
Workforce Development	7,134,615	3,432,079	48.10%	7,472,329	4,363,234	58.39%
Video Gaming	840,763	699,104	83.15%	629,809	609,737	96.81%
<i>Total Non-Federal Special Revenue Funds</i>	<i>39,205,106</i>	<i>12,560,350</i>	<i>32.04%</i>	<i>42,659,599</i>	<i>16,475,409</i>	<i>38.62%</i>
<i>Federal Special Revenue Funds</i>						
CARES Act Fund	-	-	n/m	-	6	n/m
ARPA Fund	-	1,690,180	n/m	-	67,648,028	n/m
ERA Fund	-	-	n/m	-	425,768	n/m
ERA 2 Fund	108,170	108,170	100.00%	9,802,090	9,802,090	100.00%
<i>Total Federal Special Revenue Funds</i>	<i>108,170</i>	<i>1,798,350</i>	<i>1662.53%</i>	<i>9,802,090</i>	<i>77,875,892</i>	<i>794.48%</i>
<b>TOTAL SPECIAL REVENUE</b>	<b>39,313,276</b>	<b>14,358,700</b>	<b>36.52%</b>	<b>52,461,690</b>	<b>94,351,301</b>	<b>179.85%</b>
<b>CAPITAL PROJECT FUNDS</b>						
2010A Bond Road Construction Project	-	1,865	n/m	-	163	n/m
2013 Bond	-	-	n/m	-	-	n/m
2015 Bond	-	42,907	n/m	-	5,497	n/m
2022 Bonds Capital Fund	-	881,385	n/m	-	-	n/m
1/4% Sales Tax	46,272,592	22,139,906	47.85%	45,266,177	20,484,545	45.25%
Motor Fuel Tax	21,547,000	10,508,806	48.77%	25,170,768	14,092,757	55.99%
<b>TOTAL CAPITAL PROJECT FUNDS</b>	<b>67,819,592</b>	<b>33,574,869</b>	<b>49.51%</b>	<b>70,436,945</b>	<b>34,582,962</b>	<b>49.10%</b>

# Revenue Summary

Lake County  
Current Period:Aug-23

Date:13-SEP-2023

	FY23 Y-T-D Budgeted Revenues	FY23 Y-T-D Revenues	FY23 % of Budgeted Revenues	FY22 Y-T-D Budgeted Revenues	FY22 Y-T-D Revenues	FY22 % of Budgeted Revenues
INTERNAL SERVICE FUNDS						
HEALTH-LIFE-DENTAL INSURANCE FUND	45,326,227	32,983,724	72.77%	49,408,163	33,916,775	68.65%
ENTERPRISE FUND						
PUBLIC WORKS	52,313,438	35,136,848	67.17%	53,690,054	33,575,824	62.54%
GRAND TOTAL - ALL REVENUES	623,720,731	357,124,204	57.26%	623,411,937	431,735,283	69.25%

**Expense Summary**  
Lake County  
Current Period: Aug-23

Date: 13-SEP-2023

	FY23 Y-T-D Budgeted Expenditures	FY23 Y-T-D Expenditures	FY23 % of Budgeted Expenditures	FY22 Y-T-D Budgeted Expenditures	FY22 Y-T-D Expenditures	FY22 % of Budgeted Expenditures
<b>SUMMARY - ALL FUNDS</b>						
<b>Property Tax Funds</b>						
General Fund	216,803,969	140,466,155	64.79%	210,446,038	128,411,362	61.02%
Other Property Tax Operating Funds	190,795,838	107,193,373	56.18%	181,706,410	113,703,464	62.58%
Capital Project Funds	51,182,942	9,322,264	18.21%	45,152,102	12,195,983	27.01%
<b>Sub Total</b>	<b>458,782,749</b>	<b>256,981,792</b>	<b>56.01%</b>	<b>437,304,551</b>	<b>254,310,809</b>	<b>58.15%</b>
Special Revenue Funds	170,007,511	22,359,175	13.15%	141,128,601	30,753,901	21.79%
Capital Project Funds	235,010,645	29,790,735	12.68%	177,006,154	25,614,829	14.47%
Internal Service Funds	47,942,056	37,372,747	77.95%	50,295,906	33,105,493	65.82%
Public Works	47,569,500	30,557,108	64.24%	58,710,023	31,956,376	54.43%
<b>GRAND TOTAL - ALL FUNDS</b>	<b>959,312,461</b>	<b>377,061,557</b>	<b>39.31%</b>	<b>864,445,234</b>	<b>375,741,409</b>	<b>43.47%</b>
<b>GENERAL FUND</b>						
County Board	2,121,857	1,442,627	67.99%	2,159,011	1,368,128	63.37%
County Administrator	4,579,429	3,395,552	74.15%	4,124,629	2,718,661	65.91%
General Operating Expense	30,212,767	20,550,355	68.02%	25,446,181	12,694,518	49.89%
Corporate Capital Improvements	430,297	106,413	24.73%	515,046	490,950	95.32%
Finance	2,362,783	1,637,166	69.29%	2,110,130	1,546,432	73.29%
Information Technology	17,351,196	11,103,345	63.99%	15,095,220	10,224,013	67.73%
Human Resources	2,203,471	1,621,430	73.59%	2,149,261	1,719,884	80.02%
Construction and Facilities	13,429,079	7,560,886	56.30%	10,503,078	6,465,814	61.56%
Treasurer	1,461,351	1,013,464	69.35%	1,387,025	964,024	69.50%
Recorder of Deeds	-	-	n/m	368,444	232,970	63.23%
County Clerk	4,874,445	3,596,881	73.79%	4,768,228	3,329,658	69.83%
Chief County Assessment Officer	3,357,924	2,134,535	63.57%	3,162,834	2,184,040	69.05%
Regional Office of Education	781,064	460,469	58.95%	785,281	394,545	50.24%
Planning & Development	3,787,223	2,494,194	65.86%	3,402,166	2,495,917	73.36%
Sheriff	74,265,083	48,746,380	65.64%	78,843,144	46,081,529	58.45%
Clerk of the Circuit Court	10,207,676	7,037,099	68.94%	9,586,691	7,005,823	73.08%
Circuit Courts	15,145,760	10,094,544	66.65%	17,612,469	11,192,195	63.55%
States Attorney	21,849,300	11,781,385	53.92%	20,333,748	11,840,972	58.23%
County Coroner	2,019,727	1,415,057	70.06%	1,977,828	1,332,308	67.36%
Public Defender	6,307,055	4,229,733	67.06%	6,062,328	4,112,181	67.83%
Merit Commission	56,482	44,640	79.03%	53,295	16,803	31.53%
<b>TOTAL GENERAL FUND</b>	<b>216,803,969</b>	<b>140,466,155</b>	<b>64.79%</b>	<b>210,446,038</b>	<b>128,411,362</b>	<b>61.02%</b>
<b>OTHER PROPERTY TAX OPERATING FUNDS</b>						
FICA	13,329,881	8,720,907	65.42%	13,154,123	8,578,913	65.22%
IMRF	11,330,394	7,762,081	68.51%	15,687,782	10,622,570	67.71%
Liability Insurance	8,974,422	8,406,012	93.67%	6,021,489	5,351,701	88.88%
Veterans Assistance Commission	5,106,491	1,158,983	22.70%	930,720	657,611	70.66%
Stormwater Management	27,682,248	2,928,958	10.58%	9,428,658	3,493,610	37.05%
Division of Transportation	19,999,165	13,506,176	67.53%	23,321,497	15,822,413	67.84%
Hulse Detention Center	7,384,551	4,784,946	64.80%	8,137,577	5,630,680	69.19%
Winchester House	-	-	n/m	-	-	n/m
Health Department	96,050,696	59,425,516	61.87%	104,209,751	63,035,856	60.49%
Tuberculosis Clinic	937,990	499,794	53.28%	814,813	510,111	62.60%
<b>Total - Other Property Tax Op Funds</b>	<b>190,795,838</b>	<b>107,193,373</b>	<b>56.18%</b>	<b>181,706,410</b>	<b>113,703,464</b>	<b>62.58%</b>
<b>Total Operating Funds</b>	<b>407,599,807</b>	<b>247,659,528</b>	<b>60.76%</b>	<b>392,152,449</b>	<b>242,114,827</b>	<b>61.74%</b>
<b>PROPERTY TAX CAPITAL FUNDS</b>						
Long Term Capital	24,697,452	5,945,376	24.07%	21,058,250	5,922,737	28.13%
Bridge Tax	7,611,021	587,673	7.72%	8,004,697	1,741,317	21.75%
Matching Tax	18,874,469	2,789,214	14.78%	16,089,155	4,531,928	28.17%
<b>TOTAL PROPERTY TAX CAPITAL FUNDS</b>	<b>51,182,942</b>	<b>9,322,264</b>	<b>18.21%</b>	<b>45,152,102</b>	<b>12,195,983</b>	<b>27.01%</b>
<b>TOTAL PROPERTY TAX</b>	<b>458,782,749</b>	<b>256,981,792</b>	<b>56.01%</b>	<b>437,304,551</b>	<b>254,310,809</b>	<b>58.15%</b>

**Expense Summary**  
Lake County  
Current Period:Aug-23

Date:13-SEP-2023

	FY23 Y-T-D Budgeted Expenditures	FY23 Y-T-D Expenditures	FY23 % of Budgeted Expenditures	FY22 Y-T-D Budgeted Expenditures	FY22 Y-T-D Expenditures	FY22 % of Budgeted Expenditures
<b>SPECIAL REVENUE</b>						
<i>Non-Federal Special Revenue Funds</i>						
Law Library	445,500	272,584	61.19%	426,270	261,873	61.43%
Children's Waiting Room Fund	180,747	87,153	48.22%	180,789	129,402	71.58%
Court Automation	1,960,363	651,624	33.24%	2,348,965	750,301	31.94%
Court Document Storage	2,018,713	980,277	48.56%	2,044,403	581,679	28.45%
Probation Services Fee	1,852,037	441,593	23.84%	1,739,112	346,095	19.90%
Vital Records Automation	78,983	45,244	57.28%	79,362	58,444	73.64%
GIS Automation Fee	1,955,000	-	0.00%	2,077,187	-	0.00%
Tax Sale Automation Fees	169,378	51,224	30.24%	192,185	172,510	89.76%
Recorder Automation	1,587,308	966,292	60.88%	1,669,795	1,171,196	70.14%
Solid Waste Management Tax	200,000	151,315	75.66%	200,000	196,439	98.22%
Coroner Fees	181,000	106,495	58.84%	196,832	164,790	83.72%
Electronic Citation Fund	159,230	11,750	7.38%	1,000,000	188,995	18.90%
Neutral Site Custody Exchange Fee	175,000	72,009	41.15%	175,000	-	0.00%
Transportation Hire Back	55,000	-	0.00%	64,657	9,657	14.94%
HUD Grants	23,614,812	4,039,333	17.11%	26,473,661	6,034,201	22.79%
Workforce Development	7,129,418	4,521,007	63.41%	7,486,738	4,835,576	64.59%
Video Gaming	1,110,926	396,457	35.69%	1,240,518	313,106	25.24%
<b>Total Non-Federal Special Revenue Funds</b>	<b>42,873,415</b>	<b>12,794,357</b>	<b>29.84%</b>	<b>47,595,474</b>	<b>15,214,263</b>	<b>31.97%</b>
<i>Federal Special Revenue Funds</i>						
ARPA Fund	124,993,753	8,700,808	6.96%	77,531,451	3,488,754	4.50%
ERA Fund	918,566	(9,722)	-1.06%	1,698,293	1,503,532	88.53%
ERA 2 Fund	1,221,778	873,732	71.51%	14,303,382	10,547,352	73.74%
<b>Total Federal Special Revenue Funds</b>	<b>127,134,097</b>	<b>9,564,818</b>	<b>7.52%</b>	<b>93,533,126</b>	<b>15,539,638</b>	<b>16.61%</b>
<b>TOTAL SPECIAL REVENUE</b>	<b>170,007,511</b>	<b>22,359,175</b>	<b>13.15%</b>	<b>141,128,601</b>	<b>30,753,901</b>	<b>21.79%</b>
<b>CAPITAL PROJECT FUNDS</b>						
2010A Bond Road Construction Project	-	-	n/m	-	-	n/m
2022 Bonds Capital Fund	30,000,000	2,595,298	8.65%	-	-	n/m
1/4% Sales Tax	136,604,681	16,914,824	12.38%	122,669,635	18,663,575	15.21%
Motor Fuel Tax	68,405,964	10,280,613	15.03%	54,336,519	6,951,254	12.79%
<b>TOTAL CAPITAL PROJECTS</b>	<b>235,010,645</b>	<b>29,790,735</b>	<b>12.68%</b>	<b>177,006,154</b>	<b>25,614,829</b>	<b>14.47%</b>
<b>INTERNAL SERVICE FUNDS</b>						
<b>HEALTH-LIFE-DENTAL INSURANCE FUND</b>	<b>47,942,056</b>	<b>37,372,747</b>	<b>77.95%</b>	<b>50,295,906</b>	<b>33,105,493</b>	<b>65.82%</b>
<b>ENTERPRISE FUND</b>						
<b>PUBLIC WORKS</b>	<b>47,569,500</b>	<b>30,557,108</b>	<b>64.24%</b>	<b>58,710,023</b>	<b>31,956,376</b>	<b>54.43%</b>
<b>GRAND TOTAL - ALL FUNDS</b>	<b>959,312,461</b>	<b>377,061,557</b>	<b>39.31%</b>	<b>864,445,234</b>	<b>375,741,409</b>	<b>43.47%</b>

# LAKE COUNTY SELECTED ECONOMIC INDICATORS

**Year to Date - as of August 31, 2023**

		<u>Seasonalized</u>			
		<u>Budget</u>			
		<u>Expectation</u>			
<u>Selected Property Tax Fund Revenues</u>	<u>As of</u>	<u>FY23 Budget</u>		<u>Actual</u>	<u>% Change</u>
Sales Taxes Total	Jun-23	34,250,000	19,274,424	23,020,309	19.4%
1/4% Sales Tax:	Jun-23	30,000,000	16,948,544	20,082,897	18.5%
1% Sales Tax:	Jun-23	4,250,000	2,325,880	2,937,412	26.3%
Income Tax	Jul-23	11,000,000	7,883,729	9,304,408	18.0%
Personal Property Repl Tax	Jul-23	11,000,000	8,314,459	8,430,788	1.4%
Use Tax	May-23	3,500,000	1,702,513	1,693,474	-0.5%
Building Permits	Aug-23	1,520,000	1,084,389	986,632	-9.0%
Interest Income (101-220)	Aug-23	3,873,062	2,420,861	3,581,833	48.0%
Recorder Fees	Aug-23	3,567,070	2,837,515	3,412,513	20.3%
<b>Total Selected Property Tax Fund Revenues</b>		<b>68,710,132</b>	<b>43,517,890</b>	<b>50,429,957</b>	<b>15.9%</b>
<u>Selected Non Property Tax Fund Revenues</u>		<u>Expected</u>		<u>Actual</u>	
1/4% Sales Tax for Transportation	Jun-23	36,528,740	20,687,784	23,629,694	14.2%
Motor Fuel Tax	Jul-23	16,350,643	9,460,499	9,856,255	4.2%
<u>Other Expenses</u>		<u>Expected</u>		<u>Actual</u>	<u>% Change</u>
Salaries Over (+) Under (-) Budget (Funds 101-220)	Aug-23	179,956,422	126,483,100	119,276,630	-5.7%
Overtime (Funds 101-220)	Aug-23	4,286,810	2,769,729	6,330,703	128.6%
Utility Costs (Funds 101-220)	Aug-23	3,445,252	2,235,380	2,306,130	3.2%
Motor Fuel Costs	Aug-23	2,332,616	1,559,952	1,462,149	-6.3%
<u>Other</u>		<u>Prior Year</u>		<u>Current Month</u>	
Gasoline (Average Price Per Gallon)	Aug-23		3.546	3.284	-7.4%
<u>Labor and Employment</u>					
Unemployment Rate			<u>Prior Year</u>	<u>Current Month</u>	
Lake County	Jul-23		3.7%	5.2%	40.5%
Illinois	Jul-23		4.7%	4.5%	-4.3%
Labor Force Data - NOT seasonally adjusted					
Lake County Estimates	Jul-23		386,553	374,492	-3.1%
Illinois Estimates	Jul-23		6,516,828	6,483,999	-0.5%
<u>Economic Data</u>		<u>Prior Year</u>		<u>Current Month</u>	
Consumer Price Index - CPI-U	Aug-23		296.171	307.026	3.7%
Interest Rate - Effective Federal Funds Rate	Aug-23		2.33%	5.33%	128.8%
Dow Jones Industrial Average	Aug-23		31,510.43	34,721.91	10.2%

# LAKE COUNTY SELECTED ECONOMIC INDICATORS - FY2023 MONTHLY

August 2023

<u>Selected Property Tax Fund Revenues</u>	<u>As of</u>	<u>Seasonalized Budget Expectation</u>	<u>Actual</u>	<u>% Change</u>
Sales Taxes Total	Jun-23	3,007,085	3,707,906	23.3%
1/4% Sales Tax:	Jun-23	2,615,685	3,217,709	23.0%
1% Sales Tax:	Jun-23	391,400	490,197	25.2%
Income Tax	Jul-23	732,347	816,290	11.5%
Personal Property Repl Tax	Jul-23	289,670	294,911	1.8%
Use Tax	May-23	272,137	250,099	-8.1%
Building Permits	Aug-23	134,122	102,312	-23.7%
Interest Income (101-220)	Aug-23	203,557	1,153	-99.4%
Recorder Fees	Aug-23	427,773	493,172	15.3%
<b>Total Selected Property Tax Fund Revenues</b>		<b>5,066,691</b>	<b>5,665,843</b>	<b>11.8%</b>
<u>Selected Non Property Tax Fund Revenues</u>		<u>Expected</u>	<u>Actual</u>	
1/4% Sales Tax for Transportation	Jun-23	3,174,821	3,741,039	17.8%
Motor Fuel Tax	Jul-23	1,232,194	1,274,130	3.4%
<u>Other Expenses</u>	<u>As of</u>	<u>Expected</u>	<u>Actual</u>	<u>% Change</u>
Salaries Over (+) Under (-) Budget (Funds 101-220)	Aug-23	13,698,138	13,364,018	-2.4%
Overtime (Funds 101-220)	Aug-23	335,760	852,583	153.9%
Utility Costs (Funds 101-220)	Aug-23	246,753	289,207	17.2%
Motor Fuel Costs	Aug-23	213,548	136,838	-35.9%
<u>Other</u>		<u>Prior Month</u>	<u>Current month</u>	
Gasoline (Average Price Per Gallon)	Aug-23	3.040	3.284	8.0%
<u>Labor and Employment</u>				
Unemployment Rate		<u>Prior Month</u>	<u>Current month</u>	
Lake County	Jul-23	4.8%	5.2%	8.3%
Illinois	Jul-23	4.5%	4.5%	0.0%
Labor Force Data - NOT seasonally adjusted				
Lake County Estimates	Jul-23	368,416	374,492	1.6%
Illinois Estimates	Jul-23	6,461,363	6,483,999	0.4%
<u>Economic Data</u>		<u>Prior Month</u>	<u>Current month</u>	
Consumer Price Index - CPI-U	Aug-23	305.691	307.026	0.4%
Interest Rate - Effective Federal Funds Rate	Aug-23	5.12%	5.33%	4.1%
Dow Jones Industrial Average	Aug-23	35,559.53	34,721.91	-2.4%

LAKE COUNTY IL  
OVERVIEW

8/1/23 - 8/31/23



Spend

\$491,683

Transactions

1,424

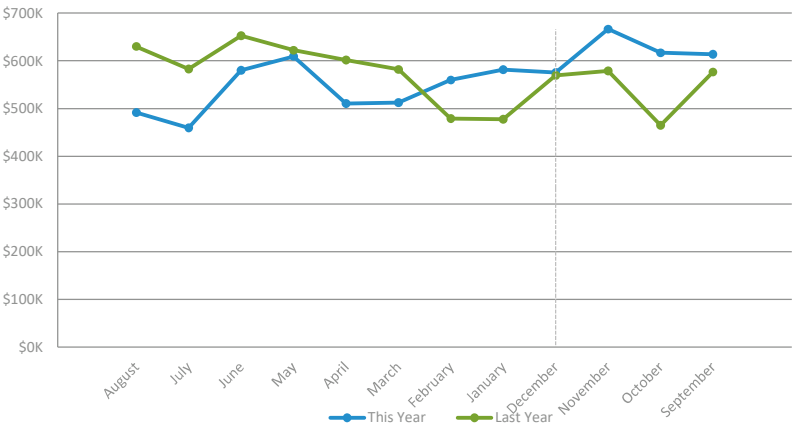
Fiscal Spend

\$4,881,880

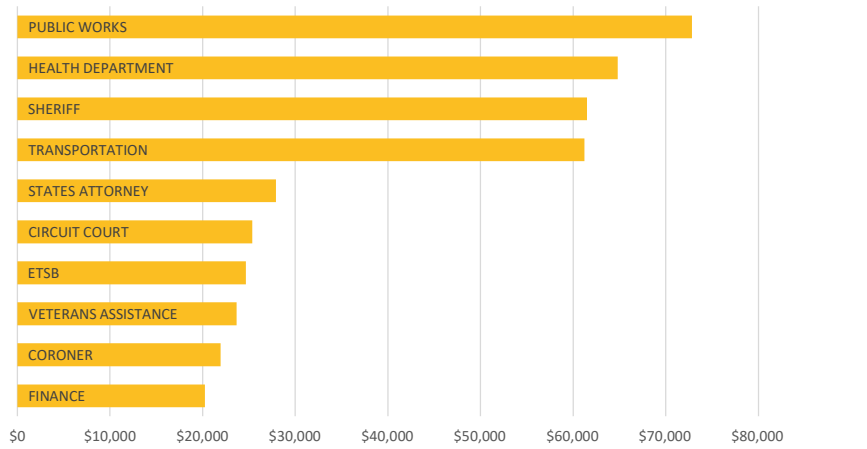
12 Month Spend

\$6,779,355

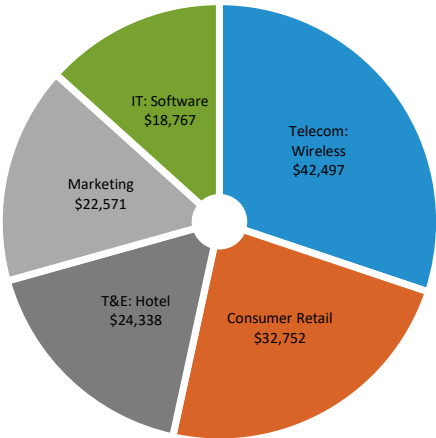
SPEND



TOP DEPARTMENTS

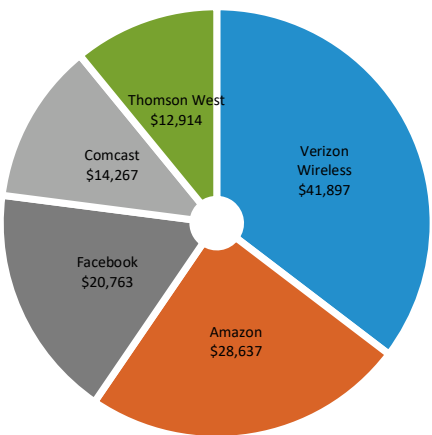


TOP CATEGORIES



THE TOP 5  
CATEGORIES REPRESENT  
**29%**  
OF YOUR TOTAL SPEND

TOP SUPPLIERS



THE TOP 5  
SUPPLIERS REPRESENT  
**24%**  
OF YOUR TOTAL SPEND