




# 2024 Consolidated Annual Performance & Evaluation Report (CAPER)

*For the Period May 1, 2024 through April 30, 2025*



## CR-05 - Goals and Outcomes

### **Progress the jurisdiction has made in carrying out its strategic plan and its action plan. 91.520(a)**

This could be an overview that includes major initiatives and highlights that were proposed and executed throughout the program year.

The Program Years 2020-2024 Consolidated Plan (ConPlan) is focused on four core goals that have driven the actions of Lake County in assisting its residents. The ConPlan outlined a two-pronged approach of prioritizing the expansion of affordable housing units in high opportunity areas while improving and revitalizing the existing housing stock in the low-and moderate-income areas of the County. In Program Year 2024 (PY24), Lake County continued working towards the five-year goals of improving homeless crisis response systems, assist people with special needs, maximize affordable housing, and prioritize pathways for upward economic mobility.

Lake County residents continued to deal with the priority needs identified in the ConPlan. The basic needs for food and shelter remain and Lake County continued to work to make sure the needs of the most vulnerable were met. Housing continues to experience high construction costs, labor remains in short supply and procurement of available contractors remains an issue for CDBG funded facility/infrastructure projects.

### **Comparison of the proposed versus actual outcomes for each outcome measure submitted with the consolidated plan and explain, if applicable, why progress was not made toward meeting goals and objectives. 91.520(g)**

Categories, priority levels, funding sources and amounts, outcomes/objectives, goal outcome indicators, units of measure, targets, actual outcomes/outputs, and percentage completed for each of the grantee's program year goals.

Goal 1 - Improve homeless crisis response system – The Lake County homeless response system spent the majority of PY24 preparing for the end of the one-time COVID response resources. The homeless system is faced with having to deal with a reduction in resources while community needs remain higher than pre-COVID levels. Lake County remains focused on the creation of a permanent fixed-site shelter. Lake County was generally successful in meeting the expected program year targets for Goal 1. With the combination of CDBG, AHP, and ESG funding, 13 households moved from homelessness to permanent housing through rapid rehousing and 130 people were reached through street outreach.

Goal 2 – Assist people with special needs – Projects under Goal 2 in PY24 included small scale infrastructure projects and capital improvements to facilities housing local service providers. These projects were successful in PY24 as struggles with lag time for materials orders caused delays. The PY24 public service projects completed under Goal 2 were successful and met the project goal with over 2,000 persons served.

Goal 3 – Maximize affordable housing – In PY24 Lake County continued to focus investment on the creation of affordable housing units. The development of multifamily rental was prioritized. Success in PY24 included the new construction of 97 rental units. Multiple other multifamily projects remain under construction. Progress remained slow in traditional housing programs such as Down Payment Assistance increased over the prior year with assistance provided to 28 first-time homebuyers. State funding of Owner-Occupied Rehab has displaced the need for County

entitlement funds, while keeping the program serving the needs of County residents.

Goal 4 - Create pathways for upward economic mobility – Lake County allocates annual entitlement funding through an annual applications process. Funding allocations are a function of the number and quality of application received. In PY24 no applications for economic development were selected for funding. Lake County did support vocational programming under other ConPlan goals though YouthBuild, Youth Conservation Corps, and Center for Enriched Living.

Goal 5 – Program Administration – Lake County was successful in administering HUD sponsored programs in PY24.

Goal	Category	Indicator	Unit of Measure	Expected – Strategic Plan	Actual – Strategic Plan	Percent Complete	Expected – Program Year	Actual – Program Year	Percent Complete
Assist People with Special Needs	Affordable Housing Public Housing Homeless Non-Homeless Special Needs Non-Housing Community Development	Public Facility or Infrastructure Activities other than Low/Moderate Income Housing Benefit	Persons Assisted	12500	39429	315.4%	1690	0	0.0%

Goal	Category	Indicator	Unit of Measure	Expected – Strategic Plan	Actual – Strategic Plan	Percent Complete	Expected – Program Year	Actual – Program Year	Percent Complete
Assist People with Special Needs	Affordable Housing Public Housing Homeless Non-Homeless Special Needs Non-Housing Community Development	Public Facility or Infrastructure Activities for Low/Moderate Income Housing Benefit	Households Assisted	16	15	93.8%	---	---	---
Assist People with Special Needs	Affordable Housing Public Housing Homeless Non-Homeless Special Needs Non-Housing Community Development	Public service activities other than Low/Moderate Income Housing Benefit	Persons Assisted	23750	12958	54.6%	2370	2453	103.5%

Goal	Category	Indicator	Unit of Measure	Expected – Strategic Plan	Actual – Strategic Plan	Percent Complete	Expected – Program Year	Actual – Program Year	Percent Complete
Assist People with Special Needs	Affordable Housing Public Housing Homeless Non-Homeless Special Needs Non-Housing Community Development	Rental units rehabilitated	Household Housing Unit	10	15	150.0%	---	---	---
Assist People with Special Needs	Affordable Housing Public Housing Homeless Non-Homeless Special Needs Non-Housing Community Development	Homeless Person Overnight Shelter	Persons Assisted	1150	1477	128.4%	---	---	---

Goal	Category	Indicator	Unit of Measure	Expected – Strategic Plan	Actual – Strategic Plan	Percent Complete	Expected – Program Year	Actual – Program Year	Percent Complete
Assist People with Special Needs	Affordable Housing Public Housing Homeless Non-Homeless Special Needs Non-Housing Community Development	Businesses assisted	Businesses Assisted	1	0	0.0%	---	---	---
Create Pathways for Upward Economic Mobility	Affordable Housing Non-Housing Community Development	Jobs created/retained	Jobs	18	0	0.0%	---	---	---
Create Pathways for Upward Economic Mobility	Affordable Housing Non-Housing Community Development	Businesses assisted	Businesses Assisted	1	40	4,000.0%	---	---	---
Create Pathways for Upward Economic Mobility	Affordable Housing Non-Housing Community Development	Buildings Demolished	Buildings	1	1	100.0%	---	---	---

Goal	Category	Indicator	Unit of Measure	Expected – Strategic Plan	Actual – Strategic Plan	Percent Complete	Expected – Program Year	Actual – Program Year	Percent Complete
Improve homeless crisis response system	Homeless	Public service activities other than Low/Moderate Income Housing Benefit	Persons Assisted	32	783	2,446.9%	---	---	---
Improve homeless crisis response system	Homeless	Rental units rehabilitated	Household Housing Unit	20	0	0.0%	---	---	---
Improve homeless crisis response system	Homeless	Tenant-based rental assistance / Rapid Rehousing	Households Assisted	90	204	226.7%	10	13	130.0%
Improve homeless crisis response system	Homeless	Homeless Person Overnight Shelter	Persons Assisted	4550	5905	129.8%	940	1158	123.2%
Improve homeless crisis response system	Homeless	Overnight/Emergency Shelter/Transitional Housing Beds added	Beds	85	0	0.0%	---	---	---
Improve homeless crisis response system	Homeless	Homelessness Prevention	Persons Assisted	250	86	34.4%	---	---	---



Goal	Category	Indicator	Unit of Measure	Expected – Strategic Plan	Actual – Strategic Plan	Percent Complete	Expected – Program Year	Actual – Program Year	Percent Complete
Improve homeless crisis response system	Homeless	Businesses assisted	Businesses Assisted	2	2	100.0%	---	---	---
Maximize Affordable Housing	Affordable Housing	Public Facility or Infrastructure Activities for Low/Moderate Income Housing Benefit	Households Assisted	24	0	0.0%	40	0	0.0%
Maximize Affordable Housing	Affordable Housing	Public service activities other than Low/Moderate Income Housing Benefit	Persons Assisted	250	202	80.8%	102	131	128.4%
Maximize Affordable Housing	Affordable Housing	Rental units constructed	Household Housing Unit	300	219	73.0%	81	97	119.8%
Maximize Affordable Housing	Affordable Housing	Rental units rehabilitated	Household Housing Unit	95	662	696.8%	151	56	37.1%
Maximize Affordable Housing	Affordable Housing	Homeowner Housing Added	Household Housing Unit	15	25	166.7%	4	3	75.0%
Maximize Affordable Housing	Affordable Housing	Homeowner Housing Rehabilitated	Household Housing Unit	100	21	21.0%	10	7	70.0%

Goal	Category	Indicator	Unit of Measure	Expected – Strategic Plan	Actual – Strategic Plan	Percent Complete	Expected – Program Year	Actual – Program Year	Percent Complete
Maximize Affordable Housing	Affordable Housing	Direct Financial Assistance to Homebuyers	Households Assisted	130	105	80.8%	15	28	186.7%
Maximize Affordable Housing	Affordable Housing	Overnight/Emergency Shelter/Transitional Housing Beds added	Beds	15	0	0.0%	---	---	---
Maximize Affordable Housing	Affordable Housing	Businesses assisted	Businesses Assisted	2	2	100.0%	---	---	---
Maximize Affordable Housing	Affordable Housing	Buildings Demolished	Buildings	8	2	25.0%	---	---	---
Program Administration	Admin	Other	Other	5	5	100.0%	1	1	100.0%

**Table 1 - Accomplishments – Program Year & Strategic Plan to Date**

**Assess how the jurisdiction’s use of funds, particularly CDBG, addresses the priorities and specific objectives identified in the plan, giving special attention to the highest priority activities identified.**

The identified highest priority need in the ConPlan includes the creation of additional affordable housing units. In PY24 Lake County allocated over \$2 million dollars of CDBG funding to support housing activities. Over \$930,000 of CDBG was allocated toward the development of new affordable units. While the production of units remains challenging, Lake County is committed to utilizing resources to address this overwhelming need.

Lake County annually maximizes the amount of CDBG Public Services funding available to the services agencies. Applications for funding are scored and ranked based on their ability to address the stated goals in the ConPlan. PY24 public services activities were

nearly successful in reaching their numerical goals, with over 2,000 persons served.

CDBG-CV Subrecipient	Activity	Proposed Outcome		Actual Outcome	% Complete
Black Chamber of Commerce	Small Business Loan Program	10	11	Businesses	110%
Community Action Partnership	Subsistence Payments	280	313	Households	112%
Catholic Charities	Subsistence Payments	145	228	Households	157%
Community Partners for Affordable Housing	Subsistence Payments	150	219	Households	146%
Lake County FERA Partners	Rental Assistance Administration	200	339	Persons Assisted	170%
Lake County Housing Authority	Mortgage Assistance & Housing Counseling	50	136	Households	272%
Community Partners for Affordable Housing	Mortgage Assistance & Housing Counseling	60	62	Households	103%
North Suburban Legal Aid Clinic	Legal Assistance	240	167	Persons Assisted	70%
North Suburban Legal Aid Clinic	Legal Assistance	145	208	Persons Assisted	143%
Prairie State Legal Services	Legal Assistance	90	79	Persons Assisted	88%
Prairie State Legal Services	Legal Assistance	120	33	Persons Assisted	28%
Mano a Mano	Community Health Case Workers	4500	13833	Persons Assisted	307%
PADS Lake County	Facility Improvements	800	749	Persons Assisted	94%
Highwood Public Library	Facility Improvements	1200	5205	Persons Assisted	434%
North Chicago, City of	Police and Fire Equipment	18675	18675	Persons Assisted	100%
Northern Illinois Food Bank	Food Banks	6000	56287	Persons Assisted	938%
Northern Illinois Food Bank	Food Banks	3000	9663	Persons Assisted	322%
PADS Lake County	Shelter - Acquisition	800	0	Persons Assisted	0%
PADS Lake County	Shelter - Operating	200	650	Persons Assisted	325%
211 Lake County	Information and Referral Services	500	1931	Persons Assisted	386%
Lake County Community Development	Program Administration	---	---	---	---

Lake County prioritized getting CDBG-CV relief funds out into the community as quickly as possible. The needs arising from COVID-19 were immense and Lake County had to prioritize how best to invest the resources available. The CDBG-CV allocations were made to best serve the most vulnerable populations. Large investments of CDBG-CV were made to food banks and rental assistance providers. In addition to rental assistance, the housing needs of the community were supported with legal assistance to prevent

evictions and foreclosures.

CDBG-CV funds were also allocated to facility projects designed to respond to COVID-19, including retrofitting a public library to serve as a food distribution center. The needs of the homeless population were also a factor in the distribution of CDBG-CV. An allocation of over \$460,000 of CDBG-CV funds has been made to support shelter costs including both hotel/motel rooms and the acquisition of a permanent fixed site shelter.

## CR-10 - Racial and Ethnic composition of families assisted

Describe the families assisted (including the racial and ethnic status of families assisted).

91.520(a)

	CDBG	HOME
White	1,701	61
Black or African American	1,629	23
Asian	75	0
American Indian or American Native	9	
Native Hawaiian or Other Pacific Islander	2	0
<b>Total</b>	<b>3,416</b>	<b>88</b>
Hispanic	377	45
Not Hispanic	3,039	43

Describe the clients assisted (including the racial and/or ethnicity of clients assisted with ESG)

	HESG
American Indian, Alaska Native, or Indigenous	9
Asian or Asian American	11
Black, African American, or African	808
Hispanic/Latina/e/o	266
Middle Eastern or North African	0
Native Hawaiian or Pacific Islander	2
White	486
Multiracial	23
Client doesn't know	0
Data not collected	3
<b>Total</b>	<b>1,616</b>

Table 2 – Table of assistance to racial and ethnic populations by source of funds

	CDBG-CV
White	35,569
Black or African American	8,886
Asian	316
American Indian or American Native	53
Native Hawaiian or Other Pacific Islander	16
<b>Total</b>	<b>49,886</b>
Hispanic	16,142
Not Hispanic	33,744

**Table 3 – Table of assistance to racial and ethnic populations by source of funds**

**Narrative**

A total of 8 clients served by ESG refused demographic data.

A total of 8 clients served by ESG refused ethnicity data

## CR-15 - Resources and Investments 91.520(a)

### Identify the resources made available

Source of Funds	Source	Resources Made Available	Amount Expended During Program Year
CDBG	public - federal	\$2,834,416	\$2,186,381
HOME	public - federal	\$1,515,348	\$2,544,590
ESG	public - federal	\$224,552	\$314,373

**Table 4 - Resources Made Available**

Of the CDBG resources made available, \$15,100 was program income and \$45,542 was prior year funding. The HOME funding included \$14,847 of program income and \$50,000 prior year funding.

Much of PY24 remained focused on the housing needs of the County. The HOME funds expended include \$124,317 of program income and \$2,369,651 of entitlement funds. HOME spending was improved over PY23 as construction projects started to come online. HOME-funded down payment assistance remained consistent. A total of \$274,188 of HOME funds were spent on DPA to support 28 households.

The CDBG funds expended include \$1,041 of program income and \$2,151,705 of entitlement funds. In an effort to increase CDBG spending rates Lake County prioritized projects that could spend quickly. These efforts included a continuation of a partnership with the Lake County Housing Authority to acquire scattered site rental properties.

All ESG funding expended in PY23 was entitlement funding. The ESG spending rates have returned to historical norms, as much of the CARES funding has been expended. It is expected that there will be no issues meeting ESG spending deadlines.

### Identify the geographic distribution and location of investments

Target Area	Planned Percentage of Allocation	Actual Percentage of Allocation
Fox Lake Area		
High Outcome Areas	36	34
Highwood Area		
Mundelein Area	3	7
North Chicago Area	7	6
Round Lakes Area		
Waukegan Area	4	20
Zion Area	2	3

**Table 5 – Identify the geographic distribution and location of investments**

The actual geographic distribution of PY24 funds aligns well with the planned distribution. The

slight overage in the Waukegan area is due to initiation of a large-scale project from a prior program year.



## Leveraging

**Explain how federal funds leveraged additional resources (private, state and local funds), including a description of how matching requirements were satisfied, as well as how any publicly owned land or property located within the jurisdiction that were used to address the needs identified in the plan.**

Publicly owned land was used to support the development of affordable housing. In PY24, HOME and CDBG funds were used to purchase scattered-site public housing rentals from Lake County Housing Authority (LCHA). Additionally, PY24 funds were allocated for the acquisition of a LCHA owned property in Lake Zurich, IL to support a multifamily rental development.

In PY24 federal funds (HOME) were allocated to an affordable housing project that successfully received an allocation of Low-Income Housing Tax Credits (LIHTC). This housing project will leverage over \$130M in private investment through the LIHTC process.

PY24 HOME match was provided via the direct cost of supportive services provided to households in HOME assisted units (24 CFR 92.220(a)(10)). In PY23 three HOME assisted units received direct services from Glenkirk. Details of the HOME match provided is included in the CR-15 table above.

PY24 ESG match was provided in the form of County local funds and private funds. The matching funds were provided directly to subrecipients to support rapid rehousing and emergency shelter operations.

<b>Fiscal Year Summary – HOME Match</b>	
1. Excess match from prior Federal fiscal year	\$10,684,788.28
2. Match contributed during current Federal fiscal year	\$381,406.78
3. Total match available for current Federal fiscal year (Line 1 plus Line 2)	\$11,066,195.06
4. Match liability for current Federal fiscal year	\$644,994.31
5. Excess match carried over to next Federal fiscal year (Line 3 minus Line 4)	\$10,421,200.75

**Table 6 – Fiscal Year Summary - HOME Match Report**

Match Contribution for the Federal Fiscal Year								
Project No. or Other ID	Date of Contribution	Cash (non-Federal sources)	Foregone Taxes, Fees, Charges	Appraised Land/Real Property	Required Infrastructure	Site Preparation, Construction Materials, Donated labor	Bond Financing	Total Match
H1854	1/1/2024					\$46,245.78		\$46,245.78
H1854	4/1/2024					\$48,711.26		\$48,711.26
H1854	1/1/2024					\$54,932.51		\$54,932.51
H1854	4/1/2024					\$53,720.04		\$53,720.04
H1854	1/1/2024					\$84,645.52		\$84,645.52
H1854	4/1/2024					\$93,151.67		\$93,151.67

Table 7 – Match Contribution for the Federal Fiscal Year

## HOME MBE/WBE report

Program Income – Enter the program amounts for the reporting period				
Balance on hand at beginning of reporting period \$	Amount received during reporting period \$	Total amount expended during reporting period \$	Amount expended for TBRA \$	Balance on hand at end of reporting period \$
\$47,182.82	\$91,008.00	\$124,316.70	\$0	\$13,874.12

Table 8 – Program Income

Minority Business Enterprises and Women Business Enterprises – Indicate the number and dollar value of contracts for HOME projects completed during the reporting period						
	Total	Minority Business Enterprises				White Non-Hispanic
		Alaskan Native or American Indian	Asian or Pacific Islander	Black Non-Hispanic	Hispanic	
Contracts						
Number	3					3
Dollar Amount	25,998,225					25,998,225
Sub-Contracts						
Number	26				1	25
Dollar Amount	10,644,851				7650	10,637,201
	Total	Women Business Enterprises	Male			
Contracts						
Number	3					
Dollar Amount	25,998,225					
Sub-Contracts						
Number	26	2	24			
Dollar Amount	10,644,851	468,784	10,176,067			

**Table 9 - Minority Business and Women Business Enterprises**

<b>Minority Owners of Rental Property – Indicate the number of HOME assisted rental property owners and the total amount of HOME funds in these rental properties assisted</b>						
	Total	Minority Property Owners				White Non-Hispanic
		Alaskan Native or American Indian	Asian or Pacific Islander	Black Non-Hispanic	Hispanic	
Number	0	0	0	0	0	0
Dollar Amount	0	0	0	0	0	0

**Table 10 – Minority Owners of Rental Property**

<b>Relocation and Real Property Acquisition</b> – Indicate the number of persons displaced, the cost of relocation payments, the number of parcels acquired, and the cost of acquisition						
Parcels Acquired						
Businesses Displaced						
Nonprofit Organizations Displaced						
Households Temporarily Relocated, not Displaced						
Households Displaced	Total	Minority Property Enterprises				White Non-Hispanic
		Alaskan Native or American Indian	Asian or Pacific Islander	Black Non-Hispanic	Hispanic	
Number	5		1	3		1
Cost	170,310		42,420	88,410		39,480

**Table 11 – Relocation and Real Property Acquisition**

## CR-20 - Affordable Housing 91.520(b)

Evaluation of the jurisdiction's progress in providing affordable housing, including the number and types of families served, the number of extremely low-income, low-income, moderate-income, and middle-income persons served.

	One-Year Goal	Actual
Number of Homeless households to be provided affordable housing units	10	1
Number of Non-Homeless households to be provided affordable housing units	53	38
Number of Special-Needs households to be provided affordable housing units	208	1
<b>Total</b>	<b>271</b>	<b>40</b>

Table 12 – Number of Households

	One-Year Goal	Actual
Number of households supported through Rental Assistance	10	4
Number of households supported through The Production of New Units	82	0
Number of households supported through Rehab of Existing Units	161	3
Number of households supported through Acquisition of Existing Units	18	33
<b>Total</b>	<b>271</b>	<b>40</b>

Table 13 – Number of Households Supported

**Discuss the difference between goals and outcomes and problems encountered in meeting these goals.**

Homeless and Special Needs households continue to face the steepest barriers to accessing affordable housing, as shown by the substantial gap between projected outcomes and actual units delivered. This challenge is not new to the County, which has historically refined its grant-making strategies to better address the needs of these vulnerable populations.

The current portfolio of County-funded housing initiatives includes several high-impact projects with transformational potential, though these undertakings often demand extended timeframes due to scale and complexity. Meanwhile, economic volatility—including fluctuating labor availability, financing costs, and rising material costs have made project implementation increasingly difficult for subrecipients navigating tight budgets.

These layered constraints underscore a pressing need for longer-term funding commitments to enhance affordable housing development project feasibility.

**Discuss how these outcomes will impact future annual action plans.**

Future annual action plans would be well served to incorporate more projects designed to build the long-term capacity of housing development agencies to Acquire and Rehabilitate Existing Housing Units.

**Include the number of extremely low-income, low-income, and moderate-income persons served by each activity where information on income by family size is required to determine the eligibility of the activity.**

Number of Households Served	CDBG Actual	HOME Actual
Extremely Low-income	1	9
Low-income	0	28
Moderate-income	2	0
<b>Total</b>	<b>3</b>	<b>37</b>

**Table 14 – Number of Households Served**

### **Narrative Information**

Lake County continues to demonstrate commitment to addressing housing disparities, particularly for persons with disabilities and homelessness. Despite strong intent, the 2024 performance data reveals considerable gaps between projected goals and actual outcomes.

Housing support for persons with disabilities was delivered through acquisition funded by CDBG. Additionally, CDBG public service grants were allocated to agencies providing non-housing assistance to disabled individuals, supporting broader service continuity.

HOME program beneficiaries included households receiving down payment assistance and rental housing development. Total unit delivery across all strategies (40 units of 271 projected) fell substantially short, reflecting barriers in project execution and market volatility.

The County maintained its prioritization of “worst-case needs” through continued investment in the homeless response system and the maximizing affordable housing. Funded activities spanned acquisition, rehabilitation, and supportive programs such as homelessness prevention, rapid rehousing, career development for families, and legal aid services. PADS Lake County remained a key partner in implementing outreach and shelter efforts. CPAH continues to serve as a multi-faceted affordable housing development and program manager. Permanent supportive housing remains the most critical need. The County’s grant framework provides bonus scoring for proposals that target homelessness and the creation of affordable housing units, signaling their strategic importance. However, despite these prioritizations, challenges like labor shortages, materials' costs, and coordination of required procedural steps impacted subrecipient performance and slowed unit delivery.

Lake County's evolving grant strategy will require expanded collaboration across all stakeholders, proactive market contingency planning, and enhanced systems to identify procedural barriers preventing measurable impact for the most underserved.

## **CR-25 - Homeless and Other Special Needs 91.220(d, e); 91.320(d, e); 91.520(c)**

**Evaluate the jurisdiction's progress in meeting its specific objectives for reducing and ending homelessness through:**

### **Reaching out to homeless persons (especially unsheltered persons) and assessing their individual needs**

Street outreach efforts and access to homeless programs are coordinated and monitored through the Coordinated Entry process, managed by the Lake County Coalition for the Homeless, acting as the Continuum of Care (CoC). The CoC manages a robust Coordinated Entry system that reports on system inflow and outflow by population (youth, families, veterans, chronic). All people experiencing homelessness are assessed within seven days. This list is used to prioritize households for a broad array of housing opportunities including emergency housing vouchers and mainstream vouchers at the Lake County Housing Authority, permanent supportive housing and all rapid rehousing.

The County has enhanced the outreach to people experiencing homelessness through the ServicePoint Referral Network which enables health and human service providers to send electronic referrals for Coordinated Entry assessment. Additionally, the street outreach capacity continues to be supported through ESG funding, maintaining two licensed staff members to engage unsheltered persons with serious mental illness and other behavioral health challenges.

Coordinated Entry has been through change. Some of the highlights from the last year include:

- Sustained functional zero for veterans since December 2018
- Successfully placed 226 homeless households with Coordinated Entry housing resources
- Reached a utilization rate of 98% for the Mainstream Voucher Program (MVP)

In 2024, outreach efforts significantly rebounded following a period of transition in 2023 that saw a dip in permanent housing placements. The team served 115 individuals, and 79% exited to either permanent or temporary destinations—a dramatic recovery from the previous year's 27% success rate. This improvement reflects new investments in housing-focused outreach strategies, improved coordination with the CoC's Coordinated Entry system, and realignment with national best practices outlined by the National Alliance to End Homelessness. The outreach team continues to serve as a critical access point for individuals with high vulnerability, including those experiencing chronic homelessness, mental illness, and substance use disorders.

### **Addressing the emergency shelter and transitional housing needs of homeless persons**

Three emergency shelters received ESG funding this program year, including the main night-by-night shelter in the region. All three programs have a strong case management component that assists individuals to transition from homelessness to permanent housing.

Lake County's emergency shelter and transitional housing system serves as a vital entry point into the

broader housing continuum. Over the past year, the average and median lengths of stay have continued to increase. The 2024 data reflects the longest durations to date. This trend highlights the growing difficulty households face in transitioning from temporary shelter into stable permanent housing. Contributing factors include limited housing stock, affordability challenges, and programmatic bottlenecks.

Despite these challenges, Lake County has taken meaningful steps to expand shelter capacity and improve the quality of emergency housing, particularly for families. In late 2024, PADS Lake County, which serves as the primary entry point into the homeless system, purchased and began renovating a motel property in Waukegan. This facility will be converted into a permanent, fixed-site emergency family shelter. Once completed, the Waukegan Family Shelter will provide:

64 rooms and 224 beds across three floors

Communal areas for client services and family engagement

Onsite staff offices and 24/7 case management support

A trauma-informed, low-barrier shelter model designed for safety, privacy, and stability

This new facility marks a major improvement from the former rotating shelter model and will significantly expand the county's ability to respond to family homelessness.

All emergency shelter providers participate in Coordinated Entry. This centralized system ensures that placements are prioritized based on need and vulnerability, and that transitions into housing are handled fairly and strategically.

**Helping low-income individuals and families avoid becoming homeless, especially extremely low-income individuals and families and those who are: likely to become homeless after being discharged from publicly funded institutions and systems of care (such as health care facilities, mental health facilities, foster care and other youth facilities, and corrections programs and institutions); and, receiving assistance from public or private agencies that address housing, health, social services, employment, education, or youth needs**

Lake County's homelessness prevention efforts have successfully limited the number of repeat entries into the system. In 2024, 69 percent of individuals entering emergency or transitional shelters were newly homeless, and 73 percent of all entries across HMIS-participating programs represented first-time experiences of homelessness. These figures suggest that the system is helping to prevent repeat and chronic homelessness.

Prevention strategies include eviction diversion programs, rapid problem-solving at Coordinated Entry, and strong coordination with schools, health care providers, and justice system partners. A key element of this strategy is Lake County's ongoing partnership with Prairie State Legal Services, which provides legal advocacy and support to households at risk of



eviction. Through this collaboration, at-risk families are connected with legal resources that help them understand their rights, negotiate with landlords, and, when necessary, defend against unlawful evictions.

In August 2021 the Federal Eviction Moratorium that was in place due to COVID was lifted. With the anticipation of increase in eviction filings Lake County launched the Lake County Eviction Prevention Program (LCEPP). LCEPP provided low-income renters who were in court facing eviction up to 12 months for rental assistance in order to prevent the eviction and stabilize their housing. This program continued through early 2025 when funds ran out. During the duration of the program LCEPP assisted 189 household, and in PY24 126 households were assisted. In order to continue to provide support for low-income renters facing eviction Lake County Community Development facilitated bringing together Prairie State Legal Services and the 19<sup>th</sup> Judicial Circuit Court to launch the Prairie State Eviction Court Project. This project places attorneys from Prairie State Legal outside of the courtroom during hearings, a paralegal is in the courtroom to assist with potential clients in coordinating being able to meet with an attorney before going before the judge. This eliminates the low-income renters from having to contract attorneys after the first hearing and creates Judicial Efficiency by minimizing appearances and filings.

These services are essential in preventing housing instability from escalating into homelessness. By intervening early with legal support, case management, and financial assistance, Lake County has continued to make progress in keeping vulnerable households stably housed and reducing inflow into the homeless system.

**Helping homeless persons (especially chronically homeless individuals and families, families with children, veterans and their families, and unaccompanied youth) make the transition to permanent housing and independent living, including shortening the period of time that individuals and families experience homelessness, facilitating access for homeless individuals and families to affordable housing units, and preventing individuals and families who were recently homeless from becoming homeless again**

In July 2019, Lake County received certification from the U.S. Interagency Council on Homelessness and Community Solution's Built for Zero Campaign for ending homelessness among veterans, becoming the tenth community in the country to obtain certification from both agencies. The community has worked hard to successfully sustain this accomplishment since.

Data on the number of people experiencing homelessness in all of the above subcategories is reported monthly to the CoC. County staff work with the CoC to implement strategies to reduce these numbers. With technical assistance through Built for Zero, the community is making measurable reductions in chronic homelessness. For example, with the help of Built for Zero, Lake County has set a goal of housing all clients with 90 days of identification.

Length of time homelessness is measured at the program and system levels. By prioritizing those with the longest experience of homelessness for housing, the County is driving the length of time homeless.

Lake County has made measurable progress in supporting individuals as they transition from homelessness into permanent housing. In 2024, returns to homelessness within 6, 12, and 24 months remained well below national averages. This reflects the growing effectiveness of local housing stabilization programs:

<b>Return Timeframe</b>	<b>2019</b>	<b>2023</b>	<b>2024</b>
Within 6 months	11%	1%	4%
Within 12 months	16%	5%	3%
Within 24 months	25%	9%	9%

These results indicate that once individuals are placed into permanent housing, they are increasingly likely to remain housed. Progress has been attributed to stronger case management, improved aftercare, better data quality, and a focus on long-term housing retention.

## **CR-30 - Public Housing 91.220(h); 91.320(j)**

### **Actions taken to address the needs of public housing**

Lake County has undertaken the following actions to address the needs of public housing participants:

Lake County maintains an active partnership with the three housing authorities operating within its jurisdiction – Waukegan Housing Authority (WHA), North Chicago Housing Authority (NCHA) and the Lake County Housing Authority (LCHA). These partnerships support the preservation, rehabilitation and development of affordable housing. In aligning local priorities, Lake County consulted with the housing authorities to ensure the needs of public housing residents are reflected in local goals and plans.

LCHA continues to make significant progress with its Section 18/Demo Disposition Program with the disposition of approximately 42 of 161 scattered site public housing units. The units are sold to either the families currently residing in the unit or to affordable housing providers effectively ensuring continued housing affordability.

During the 2024 program period, Lake County continued its support of a Rental Assistance Demonstration (RAD) project in collaboration with the Waukegan Housing Authority, which was initiated with HOME funds allocated in a previous program year. The RAD initiative has served as a critical tool in leveraging both public and private financing to address deferred maintenance and modernize aging public housing stock. Specifically, the HOME investment supported the rehabilitation of 70 existing senior public housing units and the development of 28 new senior units at a second site. Construction and rehabilitation work at both sites are nearing completion. WHA is expected to start the RAD conversion of second senior public housing development in late 2025.

Through these coordinated efforts, Lake County remains committed to addressing the capital improvement and supportive services needs of public housing and low-income residents, in alignment with HUD regulations and the County's long-term housing goals.

### **Actions taken to encourage public housing residents to become more involved in management and participate in homeownership**

Lake County Housing Authority (LCHA) maintains a Resident Advisory Board compiled of current public housing and housing voucher choice program participants. The RAB reviews and comments on LCHA's Annual and Five-Year Plans, provides feedback on policies, procedures and capital improvements and represents resident interests in planning and decision-making processes. WHA maintains a Resident Council which primarily focuses on administering social programs for residents and the council serves as a platform for residents to engage in

community activities and express their needs. LCHA provides Housing Opportunity Through Modernization and other tenant trainings to public housing and housing voucher choice participants. LCHA and WHA administer the Family Self-Sufficiency Program (FSS) which helps to building economic independence through individualized case management, financial planning and saving-supported incentive. The participants are encouraged to take active roles in goal setting, program evaluation and sometimes organizational outreach, cultivating leadership and management capacities. LCHA offers a comprehensive pre and post purchase housing counseling covering topics like budgeting, credit repair, mortgage prep and fair housing to prepare residents for successful homeownership. Lake County administers supports via local nonprofits and municipal funds down payment assistance to first time homebuyers.

## **CR-35 - Other Actions 91.220(j)-(k); 91.320(i)-(j)**

**Actions taken to remove or ameliorate the negative effects of public policies that serve as barriers to affordable housing such as land use controls, tax policies affecting land, zoning ordinances, building codes, fees and charges, growth limitations, and policies affecting the return on residential investment. 91.220 (j); 91.320 (i)**

During this program year, Lake County continued its work on the Attainable Housing Task Force now rebranded as the Lake County Housing Coalition in a coordinated effort to expand the supply of affordable and attainable housing across the County. The coalition is an initiative designed to bring key stakeholders together to create a vision and actionable strategies for increased attainable housing production tackling the housing crisis from every angle.

Lake County offers an Affordable Housing Tax Credit in accordance with a state level tax incentive program in an effort to create and preserve affordable housing. The credit offers a reduction in assessed value for affordable housing development and rehabilitation.

### **Actions taken to address obstacles to meeting underserved needs. 91.220(k); 91.320(j)**

Lake County Community Development continues to work closely with the Lake County Continuum of Care (CoC) to ensure that the County is supportive of programs most needed by Lake County's underserved residents and vulnerable populations. The CoC's annual needs assessment is used to identify gaps in services and helps shape the County's funding priorities. Once those priorities are identified, the County uses Community Development Block Grant (CDBG) funds and Video Gaming Revenue (VGR) funds to expand the capacity of agencies that provide much-needed supportive services. Additionally, Lake County supports affordable housing developments in areas most likely to benefit low-income residents, such as high-opportunity areas with access to public transportation and jobs.

In PY2024, Lake County Community Development also secured \$2 million in funding through the State's Supporting Comprehensive Emergency Operations (SCEO) program to assist Urban Shelter in expanding shelter capacity and supportive services for individuals experiencing homelessness. This critical investment directly addresses one of the CoC's top-identified service gaps: the need for more emergency shelter beds in Lake County.

Furthermore, the County successfully partnered with the Illinois Department of Commerce and Economic Opportunity (DCEO) to implement a Healthy Homes program focused exclusively on upgrading and replacing outdated or failing HVAC systems in low-income households. This targeted investment helps improve indoor air quality, increase energy efficiency, and ensure residents have access to safe and reliable heating and cooling systems—especially critical for vulnerable populations.

These strategic investments complement Lake County's use of federal entitlement funds and represent a coordinated, cross-sector approach to reducing barriers and addressing the unmet needs of underserved populations.

**Actions taken to reduce lead-based paint hazards. 91.220(k); 91.320(j)**

Lake County requires all housing rehabilitation projects to undergo lead-based paint testing if the unit was constructed pre-1978, and to share the testing report with the County. The County reviews the testing reports as part of the Environmental Review process and incorporates the level of remediation work into the Environmental Review Record. The County also reviews the testing reports to ensure scopes of work include the necessary environmental remediation work. County projects strictly follow the federal lead-based paint remediation requirements, and many projects undergo full abatement even when not required to do so under federal regulations. The County's Owner-Occupied Rehabilitation Program has funds set-aside for the City of North Chicago, a municipality with aged housing stock often containing lead-based paint.

**Actions taken to reduce the number of poverty-level families. 91.220(k); 91.320(j)**

Lake County through various collaborations and partnerships funded numerous projects to support its Consolidated Plan goals of improving the homeless crisis system, assisting people with special needs, maximizing affordable housing and prioritizing pathways for upward mobility. Actions taken to improve the homeless crisis response system include support of homeless and domestic shelters and rapid rehousing programs. Several public services funded during the program period addressed the need to end homelessness, spur inclusive growth and provide borderless transit. Those programs include transportation, homeless outreach and housing advocacy services, an employment opportunity program for persons with disabilities, youth training, senior and parenting services. Lake County also supported a local food bank, legal advocacy for children in foster care. Local funding provided for a Landlord Outreach Education Program administered by the Lake County Housing Authority to encourage participation in the Section 8 Housing Voucher Choice Program.

**Actions taken to develop institutional structure. 91.220(k); 91.320(j)**

Lake County works to build institutional capacity of organizations interested in expanding the creation and preservation of affordable housing. Grant-giving is accompanied by technical assistance to share policies and practices conducive to improved operations, generating stronger partners over time who are better equipped to leverage non-HUD funding sources in the creation and rehabilitation of affordable housing units. Grant-making in strategic programs like housing need assessments, in partnership with the local public-private economic development agency, served as a launching point for increased cooperation among local municipalities to understand the broad and deep needs for more affordable housing, thus

helping the efficacy of organizations advocating, building, and preserving affordable housing.

**Actions taken to enhance coordination between public and private housing and social service agencies. 91.220(k); 91.320(j)**

Lake County and its public housing authorities remain firmly aligned in their shared commitment to expanding the availability of safe, decent, sanitary, and affordable housing for low-income residents. The County views its public housing authorities as essential partners and actively fosters collaboration to enhance and grow the supply of high-quality affordable housing throughout the region.

During this program year made efforts to bolster collaboration between public housing authorities, private developers and social service agencies. These efforts include enhancing the referral and intake process of the coordinated entry system. In partnership with the Lake County Coalition for the Homeless the County also identified and implemented programs and services targeted at serving youth ages 16-24.

Additionally, Lake County supports a partnership between Lake County Housing Authority and Lake County Health Department to provide permanent supportive housing rental and supportive services to individuals and families participating in LCHA's Permanent Supportive Housing Program (PSH).

**Identify actions taken to overcome the effects of any impediments identified in the jurisdictions analysis of impediments to fair housing choice. 91.520(a)**

Lake County continues its strong collaboration with **Prairie State Legal Services (PSLS)** to deliver fair housing services and promote housing equity across the County. This partnership plays a key role in addressing housing discrimination and advancing residents' rights under the Fair Housing Act.

During Program Year 2024 (May 1, 2024 – April 30, 2025), PSLS has maintained a **comprehensive strategy** that includes:

- Providing **free legal assistance** to income-eligible residents experiencing potential fair housing violations.
- Conducting **community outreach and education** targeting residents, landlords, property managers, housing providers, and social service agencies to raise awareness about fair housing protections.
- Performing **investigations and testing** in response to reported concerns or as part of proactive enforcement efforts.

As of this program year, PSLs has assisted **43 clients**, these clients primarily reported concerns related to **disability, race, and source of income discrimination**. The most common issue raised remains **requests for reasonable accommodations**, particularly for individuals with disabilities.

To support community education, PSLs conducted **ten fair housing presentations**, reaching 845 **individuals**, including residents and service providers throughout Lake County.

This ongoing collaboration ensures that Lake County residents have access to legal support, education, and fair housing enforcement mechanisms, reinforcing the County's commitment to equal housing opportunity for all.



## **CR-40 - Monitoring 91.220 and 91.230**

**Describe the standards and procedures used to monitor activities carried out in furtherance of the plan and used to ensure long-term compliance with requirements of the programs involved, including minority business outreach and the comprehensive planning requirements**

Lake County provides monitoring across CDBG, ESG and HOME according to the specific program requirements with multiple strategies to promote compliance. These activities are informed by the Code of Federal Regulations and HUD-specific guidelines. Lake County's Monitoring Policy covers program monitoring, administrative and financial monitoring, activity-specific and project monitoring, and long-term monitoring. Depending on the source of funds, amount of funding, and type of project or program, various monitoring activities may be conducted. A combination of desk review and on-site monitoring maximizes monitoring efficacy by providing communication opportunities and ability to stay current with program and project developments. For CDBG public services and ESG projects, each sub-grantee submitted quarterly performance reports (QPR) throughout the period of performance. Information from these reports helps structure the in-person monitoring sessions. Monitoring schedules are developed according to timeframes required by HUD, often occurring on an annual basis or at other periodic increments. The monitoring process was also developed to parallel HUD's process, beginning with a monitoring notification letter and culminating in a monitoring close-out letter. The monitoring process includes the review of relevant program files, operational and financial policies, meeting with program leadership to discuss progress during the last year and the continuation of standards as required by Lake County and HUD. A formal review of the program's efforts and grant activity is completed during these meetings. Each organization receives a written report addressing any areas of deficiency and follow-up monitoring is completed as needed.

Organizations with long-term compliance considerations receive routine desk monitoring from Community Development and technical assistance as needed to ensure the program is meeting the standards established for their programs.

Finally, all requests for reimbursement go through a multi-person process to ensure proper documentation is provided and funds are spent according to HUD, State and County standards ensuring compliance and responsible spending.

At every procurement opportunity, Lake County continues to enforce outreach efforts to ensure that local businesses are solicited for bids on projects supported with County and Federal funds. During the application process, each potential sub-grantee identifies the role various businesses will play in the potential project. In PY24, official bidding documents included language directly encouraging Section 3 businesses to apply. Lake County, along with the subrecipient, tracked the businesses that requested the bidding documents electronically and asked businesses to provide relevant status information. The data gathered has allowed for the creation of a business database that can be utilized to advertise future opportunities. Additionally, Lake County Community Development has partnered with economic development stakeholders in Lake County to provide technical assistance to businesses seeking

certification. Lake County Community Development seeks to build capacity of potential businesses to expand the applicant pool for future projects.

**Citizen Participation Plan 91.105(d); 91.115(d)**

**Describe the efforts to provide citizens with reasonable notice and an opportunity to comment on performance reports.**

A Public Hearing to discuss the CAPER was held on July 16, 2025, at a meeting of the Lake County Housing and Community Development Commission (HCDC). There were no public comments submitted prior to the meeting and no public comments were made at the meeting. A legal notice regarding these opportunities for public comment was published in the Lake County News-Sun newspaper. A copy of the published notice is attached to this report.

## **CR-45 - CDBG 91.520(c)**

**Specify the nature of, and reasons for, any changes in the jurisdiction's program objectives and indications of how the jurisdiction would change its programs as a result of its experiences.**

Lake County annually deliberates objectives through the Housing and Community Development Commission (HCDC) that publicly discusses research and trends on Lake County issues and considers proposals that advance the County's Consolidated Plan goals. Through this process, the public provides input to certify that the goals address community needs.

Lake County remains committed to the goals outlined in the 2020-2024 Con Plan. Lake County continues to implement the one-time investments of Federal Funding, made available through the CARES Act, American Rescue Plan and the Consolidated Appropriations Act, to support the strategies and goals of the Con Plan.

The amendments to the 2024 Annual Action Plan increased spending for existing goals and included indicators to better capture the impact of project activities.

Future program adjustments would be informed through feedback from sub-recipients combined with the deliberative process provided by the HCDC.

Timeliness – The most recent 60-day CDBG timeliness test was completed on March 2, 2025, Lake County was found to be in compliance.

**Does this Jurisdiction have any open Brownfields Economic Development Initiative (BEDI) grants?**

No.

**[BEDI grantees] Describe accomplishments and program outcomes during the last year.**

N/A.

## CR-50 - HOME 24 CFR 91.520(d)

**Include the results of on-site inspections of affordable rental housing assisted under the program to determine compliance with housing codes and other applicable regulations**

Please list those projects that should have been inspected on-site this program year based upon the schedule in 24 CFR §92.504(d). Indicate which of these were inspected and a summary of issues that were detected during the inspection. For those that were not inspected, please indicate the reason and how you will remedy the situation.

IDIS #	Inspection Completed
1601	Not completed
3005	Not completed
3333	6/11/2024
1190	1/30/2024
511	1/30/2024
3547	1/30/2024
678	1/30/2024
678	1/30/2024
3669	7/23/2024
3669	7/23/2024
3669	7/23/2024
3864	7/18/2024
3706	7/18/2024
3609	7/18/2024
209	7/18/2024
3828	7/18/2024
3609	7/18/2024
4165	Not completed
4196	5/30/2024

In Program Year 2024, Lake County completed inspections of 16 properties with 3 properties scheduled for inspection. Deficiencies noted during inspections typically consist of loose outlets, loose fixtures, caulking repair, and other minor repairs. All deficiencies noted and remedied. Proof of compliance may include a combination of work orders, photos, invoices and if necessary, re-inspection.

**Provide an assessment of the jurisdiction's affirmative marketing actions for HOME units. 24 CFR 91.520(e) and 24 CFR 92.351(a)**

The County has an Affirmative Marketing Policy that aligns with the requirements of 24 CFR 92.351. Any entity that receives funding for rental or homebuyer projects or programs containing 5 or more HOME assisted housing units must develop and adhere to affirmative marketing procedures. The procedures, which must be approved by the County prior to the marketing of the units, must contain sections that pertain to targeting, outreach, indicators, and staff training. Projects and programs are required to make a good faith effort to carry out the provisions of their approved affirmative marketing procedures, such as advertising and marketing to those least likely to apply. In order to ensure that all programs comply with the Affirmative Marketing Policy, Lake County reviews marketing materials and files during routine onsite monitoring visits. If there is any indication that projects are not complying with the policy, corrective action is taken to bring the projects into compliance.

**Refer to IDIS reports to describe the amount and use of program income for projects, including the number of projects and owner and tenant characteristics.**

In PY a total of \$12,999.32 of HOME program income was disbursed. All of the program income was expended to support the development of a senior rental development in Mundelein, IL.

**Describe other actions taken to foster and maintain affordable housing. 24 CFR 91.220(k) (STATES ONLY: Including the coordination of LIHTC with the development of affordable housing). 24 CFR 91.320(j)**

Lake County recognizes that affordable housing must not only be maintained but also expanded. The County strategically utilizes HOME program funds to preserve existing affordable units and increase the overall housing stock. As a steady source of funding for affordable housing initiatives, Lake County has strengthened the capacity of local developers and nonprofit organizations to rehabilitate units, construct new housing, support efforts to prevent and end homelessness, and provide subsidies for low- and moderate-income families. Additionally, the County leverages local resources to complement HOME and CDBG funds dedicated to affordable housing.

## CR-58 – Section 3

Identify the number of individuals assisted and the types of assistance provided

Total Labor Hours	CDBG	HOME	ESG	HOPW A	HTF
Total Number of Activities	0	7	0	0	0
Total Labor Hours		50,480			
Total Section 3 Worker Hours		1651			
Total Targeted Section 3 Worker Hours		0			

**Table 15 – Total Labor Hours**

Qualitative Efforts - Number of Activities by Program	CDBG	HOME	ESG	HOPWA	HTF
Outreach efforts to generate job applicants who are Public Housing Targeted Workers		1			
Outreach efforts to generate job applicants who are Other Funding Targeted Workers.					
Direct, on-the job training (including apprenticeships).					
Indirect training such as arranging for, contracting for, or paying tuition for, off-site training.					
Technical assistance to help Section 3 workers compete for jobs (e.g., resume assistance, coaching).					
Outreach efforts to identify and secure bids from Section 3 business concerns.					
Technical assistance to help Section 3 business concerns understand and bid on contracts.					
Division of contracts into smaller jobs to facilitate participation by Section 3 business concerns.		1			
Provided or connected residents with assistance in seeking employment, including drafting resumes, preparing for interviews, finding job opportunities, and connecting residents to job placement services.					
Held one or more job fairs.		1			
Provided or connected residents with supportive services that can provide direct services or referrals.					
Provided or connected residents with supportive services that provide one or more of the following: work readiness health screenings, interview clothing, uniforms, test fees, transportation.					
Assisted residents with finding child care.					
Assisted residents to apply for, or attend community college or a four year educational institution.					
Assisted residents to apply for, or attend vocational/technical training.					
Assisted residents to obtain financial literacy training and/or coaching.					
Bonding assistance, guaranties, or other efforts to support viable bids from Section 3 business concerns.					
Provided or connected residents with training on computer use or online technologies.					
Promoting the use of a business registry designed to create opportunities for disadvantaged and small businesses.					
Outreach, engagement, or referrals with the state one-stop system, as designed in Section 121(e)(2) of the Workforce Innovation and Opportunity Act.					
Other.					

**Table 16 – Qualitative Efforts - Number of Activities by Program**

## Narrative

Lake County was unable to achieve the safe harbor benchmarks for Section 3 labor hours in PY24. projects in which Section 3 was triggered are large-scale projects. Each project will tally thousands of labor hours. In all cases the general contractor divided up subcontract packages to try and attract Section 3 businesses. There continues to be a lack of registered Section 3 business operating in Lake County and the response to outreach from contractors is minimal.

The most successful effort by Lake County to engage Section 3 businesses/workers continues to be the partnerships with the two YouthBuild programs operating in Lake County. Lake County annually supports both the YouthBuild programs with CDBG public service funding. In addition, Lake County has supported a housing rehabilitation program with Youth Conservation Corps., in which YouthBuild participants receive hands-on vocational training. The participants assist in the rehabilitation of single-family homes and upon completion, the homes are sold to income qualified households.

## CR-60 - ESG 91.520(g) (ESG Recipients only)

### ESG Supplement to the CAPER in *e-snaps*

#### For Paperwork Reduction Act

#### 1. Recipient Information—All Recipients Complete

##### Basic Grant Information

Recipient Name	LAKE COUNTY
Organizational DUNS Number	074591652
UEI	
EIN/TIN Number	366006600
Identify the Field Office	CHICAGO
Identify CoC(s) in which the recipient or subrecipient(s) will provide ESG assistance	

##### ESG Contact Name

Prefix	Mr
First Name	Dominic
Middle Name	T
Last Name	Strezo
Suffix	
Title	Community Development Administrator

##### ESG Contact Address

Street Address 1	500 W Winchester Road
Street Address 2	

City Libertyville  
State IL  
ZIP Code -  
Phone Number 8473772332  
Extension  
Fax Number  
Email Address [dstrezo@lakecountyil.gov](mailto:dstrezo@lakecountyil.gov)

**ESG Secondary Contact**

Prefix Ms  
First Name Penni  
Last Name Raphaelson  
Suffix  
Title Community Development Grant Manager  
Phone Number 8473772096  
Extension  
Email Address [praphaelson@lakecountyil.gov](mailto:praphaelson@lakecountyil.gov)

**2. Reporting Period—All Recipients Complete**

Program Year Start Date 05/01/2024  
Program Year End Date 04/30/2025

**3a. Subrecipient Form – Complete one form for each subrecipient**

**Subrecipient or Contractor Name** Lake County  
**City** Waukegan  
**State** IL  
**Zip Code** 60085, 4304  
**DUNS Number** 074591652  
**UEI** W2VMR6ZKNT21  
**Is subrecipient a victim services provider** N  
**Subrecipient Organization Type** Unit of Government

**Subrecipient or Contractor Name** A Safe Place  
**City** Zion  
**State** IL  
**Zip Code** 60099, 1543  
**DUNS Number** 122324247  
**UEI** MFL4F5Q9J8D3  
**Is subrecipient a victim services provider** Y



**Subrecipient Organization Type** Other Non-Profit Organization  
**ESG Subgrant or Contract Award Amount** \$20,000.00

**Subrecipient or Contractor Name** Kids Above All

**City** Waukegan

**State** IL

**Zip Code** 60085, 4304

**DUNS Number** 115765265

**UEI** RGWKBZEVE6R9

**Is subrecipient a victim services provider** N

**Subrecipient Organization Type** Other Non-Profit Organization

**ESG Subgrant or Contract Award Amount** \$48,519.00

**Subrecipient or Contractor Name** PADS Lake County

**City** Waukegan

**State** IL

**Zip Code** 60085, 3582

**DUNS Number** 019728976

**UEI** R3VSV9PM3687

**Is subrecipient a victim services provider** N

**Subrecipient Organization Type** Other Non-Profit Organization

**ESG Subgrant or Contract Award Amount** \$60,000.00, \$34,192.00

**Subrecipient of Contractor Name** Lake County Haven

**City** Libertyville

**State** IL

**Zip Code** 60048

**DUNS Number** 044524176

**UEI**

**Is subrecipient a victim services provider** N

**Subrecipient Organization Typ** Other Non-Profit Organization

**ESG Subgrant or Contract Award Amount** \$20,000

## CR-65 - Persons Assisted

This section intentionally left blank per HUD instructions.

## CR-70 – ESG 91.520(g) - Assistance Provided and Outcomes

### 10. Shelter Utilization

Number of New Units – Rehabbed	0
Number of New Units – Conversion	0
Total Number of bed - nights available	155,309
Total Number of bed - nights provided	151,438
Capacity Utilization	97.51%

Table 24 – Shelter Capacity

### 11. Project Outcomes Data measured under the performance standards developed in consultation with the CoC(s)

## CR-75 – Expenditures

This section intentionally left blank per HUD instructions.

# Attachments to PY2024 CAPER

SAGE ESG Report

SAGE ESG-CV Report

PR01 - Grants and Program Income

PR02 - List of Activities by Program Year

PR03 - CDBG Activity Summary Report

PR06 - Summary of Consolidated Plan Projects for Report Year

PR10 - CDBG Housing Activities

PR22 (2 of 3) - Status of HOME Activities - Entitlement

PR23 - CDBG Summary of Accomplishments

PR23 - HOME Summary of Accomplishments

PR25 - Status of CHDO Funds by Fiscal Year Report

PR26 – CDBG Financial Summary Reports

PR26 – CDBG-CV Financial Summary Reports

PR27 - Status of HOME Grant Reports

PR91 - ESG Financial Summary

### Step 1: Dates

5/1/2024 to 4/30/2025

### Step 2: Contact Information

First Name      **Dominic**  
Middle Name  
Last Name      **Strezo**  
Suffix  
Title      **Community Development Administrator**  
Street Address 1      **500 West Winchester Road**  
Street Address 2  
City      **Libertyville**  
State      **Illinois**  
ZIP Code      **60048**  
E-mail Address      **dstrezo@lakecountyll.gov**  
Phone Number      **(847)377-2134**  
Extension  
Fax Number      **(847)984-5745**

### Step 4: Grant Information

#### Emergency Shelter Rehab/Conversion

Did you create additional shelter beds/units through an ESG-funded rehab project **No**  
Did you create additional shelter beds/units through an ESG-funded conversion project **No**

#### Data Participation Information

Are there any funded projects, except HMIS or Admin, which are not listed on the Project Links and Uploads form? This includes projects in the HMIS and from VSP **No**

## Step 5: Project Outcomes

---

*Project outcomes are required for all CAPERS where the program year start date is 1-1-2021 or later. This form replaces the narrative in CR-70 of the eCon Planning Suite.*

From the Action Plan that covered ESG for this reporting period copy and paste or retype the information in Question 5 on screen AP-90: "Describe performance standards for evaluating ESG."

The performance standards used for evaluating ESG programs is usually through the monitoring stages of each grant. As well as review of the ESG written standards to ensure that agencies and programs are following rules and regulations or the ESG program. The ESG written standards have been developed to assure that ESG-funded programs are compliant and consistent across providers and contracts.

*Based on the information from the Action Plan response previously provided to HUD:*

1. Briefly describe how you met the performance standards identified in A-90 this program year. *If they are not measurable as written type in N/A as the answer.*

Performance standards were met based on an evaluation method used during monitoring. There is a ESG checklist that was developed to ensure that all aspects of the ESG performance standards were met during the program year. These items included: homeless documentation, length of stay, homeless participation, discharge policies, case management, mainstream benefits, housing, financial policies, progress and reporting and a section for ESG-CV grants to verify duplication of benefits and prevent, prepare and respond tieback entities.

2. Briefly describe what you did not meet and why. *If they are not measurable as written type in N/A as the answer.*

N/A

OR

3. If your standards were not written as measurable, provide a sample of what you will change them to in the future? *If they were measurable and you answered above type in N/A as the answer.*

N/A



Leasing existing real property or temporary structures		
Acquisition		
Renovation		
Hazard Pay <i>(unique activity)</i>		
Volunteer Incentives <i>(unique activity)</i>		
Training <i>(unique activity)</i>		
Other Shelter Costs		
Temporary Emergency Shelter Expenses		
	FY2024 Annual ESG Funds for	FY2023 Annual ESG Funds for
Street Outreach	Non-COVID	Non-COVID
Essential Services	60,000.00	5,736.52
Hazard Pay <i>(unique activity)</i>		
Volunteer Incentives <i>(unique activity)</i>		
Training <i>(unique activity)</i>		
Handwashing Stations/Portable Bathrooms <i>(unique activity)</i>		
Street Outreach Expenses	60,000.00	5,736.52
	FY2024 Annual ESG Funds for	FY2023 Annual ESG Funds for
Other ESG Expenditures	Non-COVID	Non-COVID
Cell Phones - for persons in CoC/YHDP funded projects <i>(unique activity)</i>		
Coordinated Entry COVID Enhancements <i>(unique activity)</i>		
Training <i>(unique activity)</i>		
Vaccine Incentives <i>(unique activity)</i>		
HMIS		17,207.99
Administration		8,079.82
Other Expenses	0.00	25,287.81
	FY2024 Annual ESG Funds for	FY2023 Annual ESG Funds for
	Non-COVID	Non-COVID
Total Expenditures	123,338.15	135,093.51
Match	24,070.00	162,676.16
Total ESG expenditures plus match	147,408.15	297,769.67

Total expenditures plus match for all years

445,177.1

Step 7: Sources of Match

	FY2024	FY2023	FY2022	FY2021	FY2020	FY2019	FY2018	FY2017	FY2016	FY2015
Total regular ESG plus COVID expenditures brought forward	\$123,338.15	\$135,093.51	\$0.00	\$0.00	\$0.00	\$0.00	\$0.00	\$0.00	\$0.00	\$0.00
Total ESG used for COVID brought forward	\$0.00	\$0.00	\$0.00	\$0.00	\$0.00	\$0.00	\$0.00	\$0.00	\$0.00	\$0.00
Total ESG used for regular expenses which requires a match	\$123,338.15	\$135,093.51	\$0.00	\$0.00	\$0.00	\$0.00	\$0.00	\$0.00	\$0.00	\$0.00
Match numbers from financial form	\$24,070.00	\$162,676.16	\$0.00	\$0.00	\$0.00	\$0.00	\$0.00	\$0.00	\$0.00	\$0.00
Match Percentage	19.51%	120.41%	0%	0%	0%	0%	0%	0%	0%	0%

Match Source      FY2024    FY2023    FY2022    FY2021    FY2020    FY2019    FY2018    FY2017    FY2016    FY2015

Other Non-ESG HUD Funds    24,070.00    162,676.16

Other Federal Funds

State Government

Local Government

Private Funds

Other

Fees

Program Income

Total Cash Match    24,070.00    162,676.16    0.00    0.00    0.00    0.00    0.00    0.00    0.00    0.00

Non Cash Match

Total Match    24,070.00    162,676.16    0.00    0.00    0.00    0.00    0.00    0.00    0.00    0.00

Step 8: Program Income

Program income is the income received by the recipient or subrecipient directly generated by a grant supported activity. Program income is defined in 2 CFR §200.307. More information is also available in the ESG CAPER Guidebook in the resources tab above.

Did the recipient earn program income from any ESG project during the program year?      No



## Report Date Range

7/1/2023 to 9/30/2023

## Report first submitted to HUD on

2/19/2024

## Reporting Requirements Identified

Have you executed your ESG-CV Grant Agreement?	<b>Yes</b>
Have you made any expenditures?	<b>Yes</b>
Identify the expenditures made to date	<b>Admin, Landlord Incentives, Emergency Shelter, Rapid Re-Housing</b>

## HMIS/VSP Contacts Identified

Organization	HMIS/VSP ID	VSP?	Contact Name	Contact Email	Contact Phone
A Safe Place	ASPCD	Yes	Sheridan Shumsky	sshumsky@asafeplaceforhelp.org	(847)731-7165 1015
Lake County Community Development	LCHMIS	No	Sarah F. Feiger	sfeiger@lakecountytill.gov	(847)377-2113

## Project and Bundle List

Component Type	Subrecipient	Sub-subrecipient	Project Name	Carried Forward?	Start Date	End Date	HMIS ID	HMIS Full Name	VSP?	Bundle - Quarterly	Bundle Sent?	Bundle - Cumulative	Bundle Sent?
Emergency Shelter (CV)	A Safe Place		Emergency Shelter	Y	1/1/2021	7/31/2021	ASPCD	A Safe Place	Yes			<a href="#">ASPCD-ES-CV-1</a>	Yes
Emergency Shelter (CV)	A Safe Place		Reallocated Emergency Shelter	Y	8/1/2022	2/28/2023	ASPCD	A Safe Place	Yes			<a href="#">ASPCD-ES-CV-2</a>	Yes
Emergency Shelter (CV)	Lake County Haven		Transitional Shelter	Y	1/1/2021	8/31/2021	LCHMIS	Lake County Community Development	No			<a href="#">LCHMIS-ES-CV-1</a>	Yes
Emergency Shelter (CV)	PADS Lake County		Motel Sites	Y	6/1/2021	11/30/2021	LCHMIS	Lake County Community Development	No			<a href="#">LCHMIS-ES-CV-2</a>	Yes
Emergency Shelter (CV)	PADS Lake County		Reallocated Emergency Shelter	Y	7/1/2022	3/31/2023	LCHMIS	Lake County Community Development	No			<a href="#">LCHMIS-ES-CV-3</a>	Yes
PH - Rapid Re-Housing	A Safe Place		Rapid Re-Housing	Y	1/1/2022	4/30/2023	ASPCD	A Safe Place	Yes			<a href="#">ASPCD-RRH-1</a>	Yes
PH - Rapid Re-Housing	Catholic Charities Lake County Services		Rapid Re-Housing	Y	7/6/2020	9/30/2023	LCHMIS	Lake County Community Development	No	<a href="#">LCHMIS-RRH-2</a>	Yes	<a href="#">LCHMIS-RRH-3</a>	Yes
PH - Rapid Re-Housing	Kids Above All		Emerge Rapid Re-Housing	Y	7/1/2021	7/31/2023	LCHMIS	Lake County Community Development	No	<a href="#">LCHMIS-RRH-1</a>	Yes	<a href="#">LCHMIS-RRH-5</a>	Yes
PH - Rapid Re-Housing	Nicasa Behavioral Health Services		Rapid Re-Housing	Y	4/1/2021	7/31/2022	LCHMIS	Lake County Community Development	No			<a href="#">LCHMIS-RRH-4</a>	Yes

**CUMULATIVE Projects carried out during the program year (according to files that have been uploaded)**

Components	Projects	Total Persons Reported	Total Households Reported
Emergency Shelter - Entry Exit	5	1070	605
Emergency Shelter - Night-by-Night/Temporary Emergency Shelter	0	0	0
Day Shelter	0	0	0
Transitional Housing	0	0	0
<b>Total Emergency Shelter Component</b>	5	1070	605
Total Street Outreach	0	0	0
Total PH - Rapid Re-Housing	5	251	111
Total Homelessness Prevention	0	0	0

**QUARTERLY Projects carried out during the program year (according to files that have been uploaded)**

Components	Projects	Total Persons Reported	Total Households Reported
Emergency Shelter - Night-by-Night/Temporary Emergency Shelter	0	0	0
Day Shelter	0	0	0
Transitional Housing	0	0	0
<b>Total Emergency Shelter Component</b>	0	0	0
Total Street Outreach	0	0	0
Total PH - Rapid Re-Housing	3	21	8
Total Homelessness Prevention	0	0	0

**Narrative for Projects Missing on Previous Submission**

- no data -

**Information on Allowable Activities**

Temporary Emergency Shelters – essential services	No
Temporary Emergency Shelters – operating costs	No
Temporary Emergency Shelters – leasing existing real property or temporary structures	No
Temporary Emergency Shelters – acquisition of real property	No
Temporary Emergency Shelters – renovation of real property	No
Training	No
Hazard Pay	No
Handwashing Stations, Portable Bathrooms, Laundry Service	No
Landlord Incentives	Yes
Briefly describe what you provided through this service, including how you used these services to prevent, prepare for, and respond to the COVID-19 response and recovery and why you believe it was necessary for your crisis response effort.	<p>There were many challenges locating affordable housing for RRH young adults in the Lake County area. The pandemic created a decrease in the availability of units for several reasons. Additionally, landlords were reluctant to rent to 18-24 year old individuals experiencing homelessness and income instability, among other issues. Some landlord reluctance was exacerbated by the eviction moratorium, loss of employment/income, safety concerns, etc. In order to increase landlord willingness to rent to youth, the Emerge team participated in the landlord engagement committee to have access to more area landlords, learn what would motivate them to partner with RRH programs, and learn best practices from community partners. Based on information gathered, Emerge strategized to utilize funds for a financial incentive. Specifically, offering to pay double security deposits, in addition to first/last month rent and fees, in order to obtain a lease. The team had access to additional escalating incentives, not to exceed three times the rent charged for the unit, if these initial offers did not result in a signed lease. The Emerge team successfully utilized these funds to entice landlords to rent to this specific population.</p>
Volunteer Incentives	No
Transportation (community-wide transport for testing or vaccination)	No
Vaccine Incentives	No
Coordinated Entry COVID Enhancements	No
I have completed all the fields on this form relevant to this submission	Yes



Category	This Quarter	Total Previous Submissions	Total Current + Previous
<b>Expenditures for Homelessness Prevention</b>			
Rental Housing	0.00	0.00	0.00
Relocation and Stabilization Services - Financial Assistance	0.00	0.00	0.00
Relocation and Stabilization Services - Services	0.00	0.00	0.00
Hazard Pay <i>(unique activity)</i>	0.00	0.00	0.00
Landlord Incentives <i>(unique activity)</i>	0.00	0.00	0.00
Volunteer Incentives <i>(unique activity)</i>	0.00	0.00	0.00
Training <i>(unique activity)</i>	0.00	0.00	0.00
<b>Subtotal Homelessness Prevention</b>	<b>0.00</b>	<b>0.00</b>	<b>0.00</b>
<b>Expenditures for Rapid Rehousing</b>			
Rental Housing	40,746.78	441,238.84	481,985.62
Relocation and Stabilization Services - Financial Assistance	-23,835.62	109,125.53	85,289.91
Relocation and Stabilization Services - Services	15,927.16	601,477.05	617,404.21
Hazard Pay <i>(unique activity)</i>	0.00	0.00	0.00
Landlord Incentives <i>(unique activity)</i>	0.00	8,368.39	8,368.39
Volunteer Incentives <i>(unique activity)</i>	0.00	0.00	0.00
Training <i>(unique activity)</i>	0.00	0.00	0.00
<b>Subtotal Rapid Rehousing</b>	<b>32,838.32</b>	<b>1,160,209.81</b>	<b>1,193,048.13</b>
<b>Expenditures for Emergency Shelter (Normal)</b>			
Essential Services	0.00	57,971.99	57,971.99
Operations	51,946.86	865,473.05	917,419.91
Renovation	0.00	0.00	0.00
Major Rehab	0.00	0.00	0.00
Conversion	0.00	0.00	0.00
Hazard Pay <i>(unique activity)</i>	0.00	0.00	0.00
Volunteer Incentives <i>(unique activity)</i>	0.00	0.00	0.00
Training <i>(unique activity)</i>	0.00	0.00	0.00
<b>Subtotal Emergency Shelter</b>	<b>51,946.86</b>	<b>923,445.04</b>	<b>975,391.90</b>
<b>Expenditures for Temporary Emergency Shelter</b>			
Essential Services	0.00	0.00	0.00
Operations	0.00	0.00	0.00
Leasing existing real property or temporary structures	0.00	0.00	0.00
Acquisition	0.00	0.00	0.00
Renovation	0.00	0.00	0.00
Hazard Pay <i>(unique activity)</i>	0.00	0.00	0.00
Volunteer Incentives <i>(unique activity)</i>	0.00	0.00	0.00
Training <i>(unique activity)</i>	0.00	0.00	0.00
Other Shelter Costs	0.00	0.00	0.00
<b>Subtotal Temporary Emergency Shelter</b>	<b>0.00</b>	<b>0.00</b>	<b>0.00</b>
<b>Expenditures for Street Outreach</b>			
Essential Services	0.00	0.00	0.00
Hazard Pay <i>(unique activity)</i>	0.00	0.00	0.00
Handwashing Stations, Portable Bathrooms, Laundry Services <i>(unique activity)</i>	0.00	0.00	0.00
Volunteer Incentives <i>(unique activity)</i>	0.00	0.00	0.00
Training <i>(unique activity)</i>	0.00	0.00	0.00
<b>Subtotal Street Outreach</b>	<b>0.00</b>	<b>0.00</b>	<b>0.00</b>
<b>Other ESG-CV Expenditures</b>			

Cell Phones - for persons in Coc/YHDP funded projects <i>(unique activity)</i>	0.00	0.00	0.00
Coordinated Entry COVID Enhancements <i>(unique activity)</i>	0.00	0.00	0.00
Training <i>(unique activity)</i>	0.00	0.00	0.00
Vaccine Incentives <i>(unique activity)</i>	0.00	0.00	0.00
HMIS	0.00	0.00	0.00
Administration	-8,123.36	138,023.33	129,899.97
<b>Subtotal Other Expenditures</b>	<b>-8,123.36</b>	<b>138,023.33</b>	<b>129,899.97</b>

Special adjustment - cumulative total

<b>Total ESG-CV Expenditures</b>	<b>76,661.82</b>	<b>2,221,678.18</b>	<b>2,298,340.00</b>
----------------------------------	------------------	---------------------	---------------------

## CLOSE OUT

IS THIS THE FINAL REPORT? Yes

Total Drawn from IDIS as of the most recent transfer information: \$2,298,340.00

Date IDIS data received 2/16/2024

Total Expenditures documented in Sage: 2,298,340.00

**With this ESG-CV report submission to HUD I certify that the ESG-CV program operated in ESG: Lake County - IL is serving no more recipients with ESG-CV funding, and has provided a closing date for all the projects in Sage. I further certify that all expenditures have been drawn from IDIS and that no more expenditures will be claimed from these funds.**

Name of ESG recipient staff who has certified this statement: Brenda L. O'Connell

## Contact Information

Prefix Ms  
First Name Brenda  
Middle Name L  
Last Name O'Connell  
Suffix  
Organization Lake County  
Department Community Development  
Title Community Development Administrator  
Street Address 1 500 W. Winchester Rd  
Street Address 2 Unit 101  
City Libertyville  
State / Territory Illinois  
ZIP Code 60048  
E-mail Address boconnell@lakecountyil.gov  
Confirm E-mail Address boconnell@lakecountyil.gov  
Phone Number (847)377-2331  
Extension  
Fax Number

## Additional Comments

- no data -

U.S. DEPARTMENT OF HOUSING AND  
URBAN DEVELOPMENT  
OFFICE OF COMMUNITY PLANNING AND  
DEVELOPMENT  
PR01 - HUD Grants and Program Income

DATE: 7/11/2025  
TIME: 4:05:21 PM  
PAGE: 1/40

IDIS

Program	Fund Type	Grantee Name	Grantee State Code	Grant Year	Grant Number	Authorized Amount
CDBG	EN	LAKE COUNTY	IL	1987	B87UC170003	\$2,277,000.00
				1988	B88UC170003	\$1,885,000.00
				1989	B89UC170003	\$1,960,000.00
				1990	B90UC170003	\$1,901,000.00
				1991	B91UC170003	\$2,138,000.00
				1992	B92UC170003	\$2,324,000.00
				1993	B93UC170003	\$2,678,000.00
				1994	B94UC170003	\$2,908,000.00
				1995	B95UC170003	\$2,910,000.00
				1996	B96UC170003	\$2,846,000.00
				1997	B97UC170003	\$2,818,000.00
				1998	B98UC170003	\$2,767,000.00
				1999	B99UC170003	\$2,784,000.00
				2000	B00UC170003	\$2,554,000.00
				2001	B01UC170003	\$2,952,000.00
				2002	B02UC170003	\$2,895,000.00
				2003	B03UC170003	\$3,120,000.00
				2004	B04UC170003	\$3,061,000.00
				2005	B05UC170003	\$2,910,496.00
				2006	B06UC170003	\$2,629,278.00
				2007	B07UC170003	\$2,632,844.00
				2008	B08UC170003	\$2,545,309.00
				2009	B09UC170003	\$2,562,606.00
				2010	B10UC170003	\$2,765,445.00
				2011	B11UC170003	\$2,296,148.00
				2012	B12UC170003	\$2,327,933.00
				2013	B13UC170003	\$2,427,142.00
				2014	B14UC170003	\$2,467,191.00
				2015	B15UC170003	\$2,638,773.00
				2016	B16UC170003	\$2,610,862.00
				2017	B17UC170003	\$2,626,632.00
				2018	B18UC170003	\$2,882,825.00
				2019	B19UC170003	\$2,809,317.00
				2020	B20UC170003	\$2,904,904.00
				2021	B21UC170003	\$2,927,441.00
				2022	B22UC170003	\$2,740,765.00
				2023	B23UC170003	\$2,804,828.00
				2024	B24UC170003	\$2,773,774.00
LAKE COUNTY Sub						\$100,062,513.00
EN Subtotal:						\$100,062,513.00
RL	LAKE COUNTY	IL	1997	B97UC170003	\$195,186.23	
			1999	B99UC170003	\$230,558.65	
			2000	B00UC170003	\$106,892.66	
			2001	B01UC170003	\$26,810.73	
			2002	B02UC170003	\$18,766.89	
			2003	B03UC170003	\$59,809.97	
			2004	B04UC170003	\$46,824.65	
			2005	B05UC170003	\$351,060.25	
			2006	B06UC170003	\$185,895.51	
			2017	B17UC170003	\$59.75	
LAKE COUNTY Sub						\$1,221,865.29

U.S. DEPARTMENT OF HOUSING AND  
URBAN DEVELOPMENT  
OFFICE OF COMMUNITY PLANNING AND  
DEVELOPMENT  
PR01 - HUD Grants and Program Income

DATE: 7/11/2025  
TIME: 4:05:21 PM  
PAGE: 2/40

IDIS

Program	Fund Type	Grantee Name	Grantee State Code	Grant Year	Grant Number	Suballocated Amount
CDBG	EN	LAKE COUNTY	IL	1987	B87UC170003	\$0.00
				1988	B88UC170003	\$0.00
				1989	B89UC170003	\$0.00
				1990	B90UC170003	\$0.00
				1991	B91UC170003	\$0.00
				1992	B92UC170003	\$0.00
				1993	B93UC170003	\$0.00
				1994	B94UC170003	\$0.00
				1995	B95UC170003	\$0.00
				1996	B96UC170003	\$0.00
				1997	B97UC170003	\$0.00
				1998	B98UC170003	\$0.00
				1999	B99UC170003	\$0.00
				2000	B00UC170003	\$0.00
				2001	B01UC170003	\$0.00
				2002	B02UC170003	\$0.00
				2003	B03UC170003	\$0.00
				2004	B04UC170003	\$0.00
				2005	B05UC170003	\$0.00
				2006	B06UC170003	\$0.00
				2007	B07UC170003	\$0.00
				2008	B08UC170003	\$0.00
				2009	B09UC170003	\$0.00
				2010	B10UC170003	\$0.00
				2011	B11UC170003	\$0.00
				2012	B12UC170003	\$0.00
				2013	B13UC170003	\$0.00
				2014	B14UC170003	\$0.00
				2015	B15UC170003	\$0.00
				2016	B16UC170003	\$0.00
				2017	B17UC170003	\$0.00
				2018	B18UC170003	\$0.00
				2019	B19UC170003	\$0.00
				2020	B20UC170003	\$0.00
				2021	B21UC170003	\$0.00
				2022	B22UC170003	\$0.00
				2023	B23UC170003	\$0.00
				2024	B24UC170003	\$0.00
				LAKE COUNTY Sub		\$0.00
				EN Subtotal:		\$0.00
RL	EN	LAKE COUNTY	IL	1997	B97UC170003	\$0.00
				1999	B99UC170003	\$0.00
				2000	B00UC170003	\$0.00
				2001	B01UC170003	\$0.00
				2002	B02UC170003	\$0.00
				2003	B03UC170003	\$0.00
				2004	B04UC170003	\$0.00
				2005	B05UC170003	\$0.00
				2006	B06UC170003	\$0.00
				2017	B17UC170003	\$0.00
				LAKE COUNTY Sub		\$0.00

U.S. DEPARTMENT OF HOUSING AND  
URBAN DEVELOPMENT  
OFFICE OF COMMUNITY PLANNING AND  
DEVELOPMENT  
PR01 - HUD Grants and Program Income

DATE: 7/11/2025  
TIME: 4:05:21 PM  
PAGE: 3/40

IDIS

Program	Fund Type	Grantee Name	Grantee State Code	Grant Year	Grant Number	Amount Committed to Activities
CDBG	EN	LAKE COUNTY	IL	1987	B87UC170003	\$2,277,000.00
				1988	B88UC170003	\$1,885,000.00
				1989	B89UC170003	\$1,960,000.00
				1990	B90UC170003	\$1,901,000.00
				1991	B91UC170003	\$2,138,000.00
				1992	B92UC170003	\$2,324,000.00
				1993	B93UC170003	\$2,678,000.00
				1994	B94UC170003	\$2,908,000.00
				1995	B95UC170003	\$2,910,000.00
				1996	B96UC170003	\$2,846,000.00
				1997	B97UC170003	\$2,818,000.00
				1998	B98UC170003	\$2,767,000.00
				1999	B99UC170003	\$2,784,000.00
				2000	B00UC170003	\$2,554,000.00
				2001	B01UC170003	\$2,952,000.00
				2002	B02UC170003	\$2,895,000.00
				2003	B03UC170003	\$3,120,000.00
				2004	B04UC170003	\$3,061,000.00
				2005	B05UC170003	\$2,910,496.00
				2006	B06UC170003	\$2,629,278.00
				2007	B07UC170003	\$2,632,844.00
				2008	B08UC170003	\$2,545,309.00
				2009	B09UC170003	\$2,562,606.00
				2010	B10UC170003	\$2,765,445.00
				2011	B11UC170003	\$2,296,148.00
				2012	B12UC170003	\$2,327,933.00
				2013	B13UC170003	\$2,427,142.00
				2014	B14UC170003	\$2,467,191.00
				2015	B15UC170003	\$2,638,773.00
				2016	B16UC170003	\$2,610,862.00
				2017	B17UC170003	\$2,626,632.00
				2018	B18UC170003	\$2,805,369.77
				2019	B19UC170003	\$2,701,502.63
				2020	B20UC170003	\$2,758,928.01
				2021	B21UC170003	\$2,723,816.45
				2022	B22UC170003	\$2,569,701.23
				2023	B23UC170003	\$2,453,506.69
				2024	B24UC170003	\$1,289,236.30
LAKE COUNTY Sub						\$97,520,720.08
EN Subtotal:						\$97,520,720.08
RL	LAKE COUNTY	IL	1997	B97UC170003	\$195,186.23	
			1999	B99UC170003	\$230,558.65	
			2000	B00UC170003	\$106,892.66	
			2001	B01UC170003	\$26,810.73	
			2002	B02UC170003	\$18,766.89	
			2003	B03UC170003	\$59,809.97	
			2004	B04UC170003	\$46,824.65	
			2005	B05UC170003	\$351,060.25	
			2006	B06UC170003	\$185,895.51	
			2017	B17UC170003	\$0.00	
LAKE COUNTY Sub						\$1,221,805.54



U.S. DEPARTMENT OF HOUSING AND  
URBAN DEVELOPMENT  
OFFICE OF COMMUNITY PLANNING AND  
DEVELOPMENT  
PR01 - HUD Grants and Program Income

DATE: 7/11/2025  
TIME: 4:05:21 PM  
PAGE: 4/40

IDIS

Program	Fund Type	Grantee Name	Grantee State Code	Grant Year	Grant Number	Net Drawn Amount
CDBG	EN	LAKE COUNTY	IL	1987	B87UC170003	\$2,277,000.00
				1988	B88UC170003	\$1,885,000.00
				1989	B89UC170003	\$1,960,000.00
				1990	B90UC170003	\$1,901,000.00
				1991	B91UC170003	\$2,138,000.00
				1992	B92UC170003	\$2,324,000.00
				1993	B93UC170003	\$2,678,000.00
				1994	B94UC170003	\$2,908,000.00
				1995	B95UC170003	\$2,910,000.00
				1996	B96UC170003	\$2,846,000.00
				1997	B97UC170003	\$2,818,000.00
				1998	B98UC170003	\$2,767,000.00
				1999	B99UC170003	\$2,784,000.00
				2000	B00UC170003	\$2,554,000.00
				2001	B01UC170003	\$2,952,000.00
				2002	B02UC170003	\$2,895,000.00
				2003	B03UC170003	\$3,120,000.00
				2004	B04UC170003	\$3,061,000.00
				2005	B05UC170003	\$2,910,496.00
				2006	B06UC170003	\$2,629,278.00
				2007	B07UC170003	\$2,632,844.00
				2008	B08UC170003	\$2,545,309.00
				2009	B09UC170003	\$2,562,606.00
				2010	B10UC170003	\$2,765,445.00
				2011	B11UC170003	\$2,296,148.00
				2012	B12UC170003	\$2,327,933.00
				2013	B13UC170003	\$2,427,142.00
				2014	B14UC170003	\$2,467,191.00
				2015	B15UC170003	\$2,638,773.00
				2016	B16UC170003	\$2,610,862.00
				2017	B17UC170003	\$2,626,632.00
				2018	B18UC170003	\$2,730,972.72
				2019	B19UC170003	\$2,701,502.63
				2020	B20UC170003	\$2,758,928.01
				2021	B21UC170003	\$2,723,816.45
				2022	B22UC170003	\$2,474,301.23
				2023	B23UC170003	\$2,109,674.81
				2024	B24UC170003	\$910,587.99
LAKE COUNTY Sub						\$96,628,442.84
EN Subtotal:						\$96,628,442.84
RL	LAKE COUNTY	IL	1997	B97UC170003	\$195,186.23	
			1999	B99UC170003	\$230,558.65	
			2000	B00UC170003	\$106,892.66	
			2001	B01UC170003	\$26,810.73	
			2002	B02UC170003	\$18,766.89	
			2003	B03UC170003	\$59,809.97	
			2004	B04UC170003	\$46,824.65	
			2005	B05UC170003	\$351,060.25	
			2006	B06UC170003	\$185,895.51	
			2017	B17UC170003	\$0.00	
LAKE COUNTY Sub						\$1,221,805.54

U.S. DEPARTMENT OF HOUSING AND  
URBAN DEVELOPMENT  
OFFICE OF COMMUNITY PLANNING AND  
DEVELOPMENT  
PR01 - HUD Grants and Program Income

DATE: 7/11/2025  
TIME: 4:05:21 PM  
PAGE: 5/40

IDIS

Program	Fund Type	Grantee Name	Grantee State Code	Grant Year	Grant Number	FY YTD Net Draw Amount
CDBG	EN	LAKE COUNTY	IL	1987	B87UC170003	\$0.00
				1988	B88UC170003	\$0.00
				1989	B89UC170003	\$0.00
				1990	B90UC170003	\$0.00
				1991	B91UC170003	\$0.00
				1992	B92UC170003	\$0.00
				1993	B93UC170003	\$0.00
				1994	B94UC170003	\$0.00
				1995	B95UC170003	\$0.00
				1996	B96UC170003	\$0.00
				1997	B97UC170003	\$0.00
				1998	B98UC170003	\$0.00
				1999	B99UC170003	\$0.00
				2000	B00UC170003	\$0.00
				2001	B01UC170003	\$0.00
				2002	B02UC170003	\$0.00
				2003	B03UC170003	\$0.00
				2004	B04UC170003	\$0.00
				2005	B05UC170003	\$0.00
				2006	B06UC170003	\$0.00
				2007	B07UC170003	\$0.00
				2008	B08UC170003	\$0.00
				2009	B09UC170003	\$0.00
				2010	B10UC170003	\$0.00
				2011	B11UC170003	\$0.00
				2012	B12UC170003	\$0.00
				2013	B13UC170003	\$0.00
				2014	B14UC170003	\$0.00
				2015	B15UC170003	\$0.00
				2016	B16UC170003	\$0.00
				2017	B17UC170003	\$0.00
				2018	B18UC170003	\$26,706.28
				2019	B19UC170003	\$0.00
				2020	B20UC170003	\$0.00
				2021	B21UC170003	\$26,796.62
				2022	B22UC170003	\$317,108.13
				2023	B23UC170003	\$665,681.76
				2024	B24UC170003	\$902,846.76
LAKE COUNTY Sub						\$1,939,139.55
EN Subtotal:						\$1,939,139.55
RL	LAKE COUNTY	IL	1997	B97UC170003	\$0.00	
			1999	B99UC170003	\$0.00	
			2000	B00UC170003	\$0.00	
			2001	B01UC170003	\$0.00	
			2002	B02UC170003	\$0.00	
			2003	B03UC170003	\$0.00	
			2004	B04UC170003	\$0.00	
			2005	B05UC170003	\$0.00	
			2006	B06UC170003	\$0.00	
			2017	B17UC170003	\$0.00	
LAKE COUNTY Sub						\$0.00

U.S. DEPARTMENT OF HOUSING AND  
URBAN DEVELOPMENT  
OFFICE OF COMMUNITY PLANNING AND  
DEVELOPMENT  
PR01 - HUD Grants and Program Income

DATE: 7/11/2025  
TIME: 4:05:21 PM  
PAGE: 6/40

IDIS

Program	Fund Type	Grantee Name	Grantee State Code	Grant Year	Grant Number	Available to Commit
CDBG	EN	LAKE COUNTY	IL	1987	B87UC170003	\$0.00
				1988	B88UC170003	\$0.00
				1989	B89UC170003	\$0.00
				1990	B90UC170003	\$0.00
				1991	B91UC170003	\$0.00
				1992	B92UC170003	\$0.00
				1993	B93UC170003	\$0.00
				1994	B94UC170003	\$0.00
				1995	B95UC170003	\$0.00
				1996	B96UC170003	\$0.00
				1997	B97UC170003	\$0.00
				1998	B98UC170003	\$0.00
				1999	B99UC170003	\$0.00
				2000	B00UC170003	\$0.00
				2001	B01UC170003	\$0.00
				2002	B02UC170003	\$0.00
				2003	B03UC170003	\$0.00
				2004	B04UC170003	\$0.00
				2005	B05UC170003	\$0.00
				2006	B06UC170003	\$0.00
				2007	B07UC170003	\$0.00
				2008	B08UC170003	\$0.00
				2009	B09UC170003	\$0.00
				2010	B10UC170003	\$0.00
				2011	B11UC170003	\$0.00
				2012	B12UC170003	\$0.00
				2013	B13UC170003	\$0.00
				2014	B14UC170003	\$0.00
				2015	B15UC170003	\$0.00
				2016	B16UC170003	\$0.00
				2017	B17UC170003	\$0.00
				2018	B18UC170003	\$77,455.23
				2019	B19UC170003	\$107,814.37
				2020	B20UC170003	\$145,975.99
				2021	B21UC170003	\$203,624.55
				2022	B22UC170003	\$171,063.77
				2023	B23UC170003	\$351,321.31
				2024	B24UC170003	\$1,484,537.70
LAKE COUNTY Sub						\$2,541,792.92
EN Subtotal:						\$2,541,792.92
RL	LAKE COUNTY	IL	1997	B97UC170003	\$0.00	
			1999	B99UC170003	\$0.00	
			2000	B00UC170003	\$0.00	
			2001	B01UC170003	\$0.00	
			2002	B02UC170003	\$0.00	
			2003	B03UC170003	\$0.00	
			2004	B04UC170003	\$0.00	
			2005	B05UC170003	\$0.00	
			2006	B06UC170003	\$0.00	
			2017	B17UC170003	\$59.75	
LAKE COUNTY Sub						\$59.75

U.S. DEPARTMENT OF HOUSING AND  
URBAN DEVELOPMENT  
OFFICE OF COMMUNITY PLANNING AND  
DEVELOPMENT  
PR01 - HUD Grants and Program Income

DATE: 7/11/2025  
TIME: 4:05:21 PM  
PAGE: 7/40

IDIS

Program	Fund Type	Grantee Name	Grantee State Code	Grant Year	Grant Number	Available to Draw
CDBG	EN	LAKE COUNTY	IL	1987	B87UC170003	\$0.00
				1988	B88UC170003	\$0.00
				1989	B89UC170003	\$0.00
				1990	B90UC170003	\$0.00
				1991	B91UC170003	\$0.00
				1992	B92UC170003	\$0.00
				1993	B93UC170003	\$0.00
				1994	B94UC170003	\$0.00
				1995	B95UC170003	\$0.00
				1996	B96UC170003	\$0.00
				1997	B97UC170003	\$0.00
				1998	B98UC170003	\$0.00
				1999	B99UC170003	\$0.00
				2000	B00UC170003	\$0.00
				2001	B01UC170003	\$0.00
				2002	B02UC170003	\$0.00
				2003	B03UC170003	\$0.00
				2004	B04UC170003	\$0.00
				2005	B05UC170003	\$0.00
				2006	B06UC170003	\$0.00
				2007	B07UC170003	\$0.00
				2008	B08UC170003	\$0.00
				2009	B09UC170003	\$0.00
				2010	B10UC170003	\$0.00
				2011	B11UC170003	\$0.00
				2012	B12UC170003	\$0.00
				2013	B13UC170003	\$0.00
				2014	B14UC170003	\$0.00
				2015	B15UC170003	\$0.00
				2016	B16UC170003	\$0.00
				2017	B17UC170003	\$0.00
				2018	B18UC170003	\$151,852.28
				2019	B19UC170003	\$107,814.37
				2020	B20UC170003	\$145,975.99
				2021	B21UC170003	\$203,624.55
				2022	B22UC170003	\$266,463.77
				2023	B23UC170003	\$695,153.19
				2024	B24UC170003	\$1,863,186.01
LAKE COUNTY Sub						\$3,434,070.16
EN Subtotal:						\$3,434,070.16
	RL	LAKE COUNTY	IL	1997	B97UC170003	\$0.00
				1999	B99UC170003	\$0.00
				2000	B00UC170003	\$0.00
				2001	B01UC170003	\$0.00
				2002	B02UC170003	\$0.00
				2003	B03UC170003	\$0.00
				2004	B04UC170003	\$0.00
				2005	B05UC170003	\$0.00
				2006	B06UC170003	\$0.00
				2017	B17UC170003	\$59.75
LAKE COUNTY Sub						\$59.75

U.S. DEPARTMENT OF HOUSING AND  
URBAN DEVELOPMENT  
OFFICE OF COMMUNITY PLANNING AND  
DEVELOPMENT  
PR01 - HUD Grants and Program Income

DATE: 7/11/2025  
TIME: 4:05:21 PM  
PAGE: 8/40

IDIS

Program	Fund Type	Grantee Name	Grantee State Code	Grant Year	Grant Number	Recapture Amount
CDBG	EN	LAKE COUNTY	IL	1987	B87UC170003	\$0.00
				1988	B88UC170003	\$0.00
				1989	B89UC170003	\$0.00
				1990	B90UC170003	\$0.00
				1991	B91UC170003	\$0.00
				1992	B92UC170003	\$0.00
				1993	B93UC170003	\$0.00
				1994	B94UC170003	\$0.00
				1995	B95UC170003	\$0.00
				1996	B96UC170003	\$0.00
				1997	B97UC170003	\$0.00
				1998	B98UC170003	\$0.00
				1999	B99UC170003	\$0.00
				2000	B00UC170003	\$0.00
				2001	B01UC170003	\$0.00
				2002	B02UC170003	\$0.00
				2003	B03UC170003	\$0.00
				2004	B04UC170003	\$0.00
				2005	B05UC170003	\$0.00
				2006	B06UC170003	\$0.00
				2007	B07UC170003	\$0.00
				2008	B08UC170003	\$0.00
				2009	B09UC170003	\$0.00
				2010	B10UC170003	\$0.00
				2011	B11UC170003	\$0.00
				2012	B12UC170003	\$0.00
				2013	B13UC170003	\$0.00
				2014	B14UC170003	\$0.00
				2015	B15UC170003	\$0.00
				2016	B16UC170003	\$0.00
				2017	B17UC170003	\$0.00
				2018	B18UC170003	\$0.00
				2019	B19UC170003	\$0.00
				2020	B20UC170003	\$0.00
				2021	B21UC170003	\$0.00
				2022	B22UC170003	\$0.00
				2023	B23UC170003	\$0.00
				2024	B24UC170003	\$0.00
				LAKE COUNTY Sub		\$0.00
				EN Subtotal:		\$0.00
RL	EN	LAKE COUNTY	IL	1997	B97UC170003	\$0.00
				1999	B99UC170003	\$0.00
				2000	B00UC170003	\$0.00
				2001	B01UC170003	\$0.00
				2002	B02UC170003	\$0.00
				2003	B03UC170003	\$0.00
				2004	B04UC170003	\$0.00
				2005	B05UC170003	\$0.00
				2006	B06UC170003	\$0.00
				2017	B17UC170003	\$0.00
				LAKE COUNTY Sub		\$0.00

U.S. DEPARTMENT OF HOUSING AND  
URBAN DEVELOPMENT  
OFFICE OF COMMUNITY PLANNING AND  
DEVELOPMENT  
PR01 - HUD Grants and Program Income

DATE: 7/11/2025  
TIME: 4:05:21 PM  
PAGE: 9/40

IDIS

Program	Fund Type	Grantee Name	Grantee State Code	Grant Year	Grant Number	Authorized Amount			
CDBG	RL	RL Subtotal:				\$1,221,865.29			
	PI	LAKE COUNTY	IL	1996	B96UC170003	\$87,298.30			
				1997	B97UC170003	\$772,192.99			
				1998	B98UC170003	\$104,830.87			
				1999	B99UC170003	\$167,486.60			
				2000	B00UC170003	\$76,104.16			
				2001	B01UC170003	\$4,791.66			
				2002	B02UC170003	\$146,737.00			
				2003	B03UC170003	\$91,041.66			
				2004	B04UC170003	\$42,541.66			
				2005	B05UC170003	\$66,963.66			
				2006	B06UC170003	\$19,000.00			
				2007	B07UC170003	\$33,658.32			
				2008	B08UC170003	\$30,709.22			
				2010	B10UC170003	\$11,041.66			
				2011	B11UC170003	\$3,541.66			
				2012	B12UC170003	\$3,541.66			
				2014	B14UC170003	\$6,041.66			
				2015	B15UC170003	\$4,582.72			
				2016	B16UC170003	\$3,541.66			
				2017	B17UC170003	\$35,684.66			
				2018	B18UC170003	\$36,646.39			
				2019	B19UC170003	\$58,337.49			
				2020	B20UC170003	\$113,774.50			
				2021	B21UC170003	\$125,442.04			
	2022	B22UC170003	\$197,150.77						
	2023	B23UC170003	\$180,184.52						
	2024	B24UC170003	\$21,473.71						
	LAKE COUNTY Sub					\$2,444,341.20			
	PI Subtotal:					\$2,444,341.20			
	LA	LAKE COUNTY	IL	2015	B15UC170003	\$35,347.63			
				2017	B17UC170003	\$20,666.70			
				LAKE COUNTY Sub				\$56,014.33	
	LA Subtotal:					\$56,014.33			
HESG	EN	LAKE COUNTY	IL	2011	E11UC170003	\$175,063.00			
				2012	E12UC170003	\$198,840.00			
				2013	E13UC170003	\$169,830.00			
				2014	E14UC170003	\$197,178.00			
				2015	E15UC170003	\$219,917.00			
				2016	E16UC170003	\$217,190.00			
				2017	E17UC170003	\$376,463.00			
				2018	E18UC170003	\$216,362.00			
				2019	E19UC170003	\$224,137.00			
				2020	E20UC170003	\$225,467.00			
				2021	E21UC170003	\$225,934.00			
				2022	E22UC170003	\$222,592.00			
				2023	E23UC170003	\$220,057.00			
				2024	E24UC170003	\$224,552.00			
				LAKE COUNTY Sub					\$3,113,582.00
				EN Subtotal:					\$3,113,582.00
	AD	LAKE COUNTY	IL	2011	E11UC170003	\$13,129.00			

U.S. DEPARTMENT OF HOUSING AND  
URBAN DEVELOPMENT  
OFFICE OF COMMUNITY PLANNING AND  
DEVELOPMENT  
PR01 - HUD Grants and Program Income

DATE: 7/11/2025  
TIME: 4:05:21 PM  
PAGE: 10/40

IDIS

Program	Fund Type	Grantee Name	Grantee State Code	Grant Year	Grant Number	Suballocated Amount
CDBG	RL	<b>RL Subtotal:</b>				<b>\$0.00</b>
		LAKE COUNTY	IL	1996	B96UC170003	\$0.00
	PI			1997	B97UC170003	\$0.00
				1998	B98UC170003	\$0.00
				1999	B99UC170003	\$0.00
				2000	B00UC170003	\$0.00
				2001	B01UC170003	\$0.00
				2002	B02UC170003	\$0.00
				2003	B03UC170003	\$0.00
				2004	B04UC170003	\$0.00
				2005	B05UC170003	\$0.00
				2006	B06UC170003	\$0.00
				2007	B07UC170003	\$0.00
				2008	B08UC170003	\$0.00
				2010	B10UC170003	\$0.00
				2011	B11UC170003	\$0.00
				2012	B12UC170003	\$0.00
				2014	B14UC170003	\$0.00
				2015	B15UC170003	\$0.00
				2016	B16UC170003	\$0.00
				2017	B17UC170003	\$0.00
				2018	B18UC170003	\$0.00
				2019	B19UC170003	\$0.00
				2020	B20UC170003	\$0.00
				2021	B21UC170003	\$0.00
				2022	B22UC170003	\$0.00
				2023	B23UC170003	\$0.00
				2024	B24UC170003	\$0.00
		<b>LAKE COUNTY Sub</b>				<b>\$0.00</b>
	LA	<b>PI Subtotal:</b>				<b>\$0.00</b>
		LAKE COUNTY	IL	2015	B15UC170003	\$0.00
				2017	B17UC170003	\$0.00
		<b>LAKE COUNTY Sub</b>				<b>\$0.00</b>
	HESG	<b>LA Subtotal:</b>				<b>\$0.00</b>
		LAKE COUNTY	IL	2011	E11UC170003	\$13,129.00
				2012	E12UC170003	\$14,913.00
				2013	E13UC170003	\$12,737.25
				2014	E14UC170003	\$14,788.35
				2015	E15UC170003	\$16,493.78
				2016	E16UC170003	\$16,289.00
				2017	E17UC170003	\$28,234.00
				2018	E18UC170003	\$16,227.00
				2019	E19UC170003	\$16,810.00
				2020	E20UC170003	\$16,910.00
				2021	E21UC170003	\$16,945.00
				2022	E22UC170003	\$16,694.00
				2023	E23UC170003	\$16,504.00
				2024	E24UC170003	\$16,841.00
		<b>LAKE COUNTY Sub</b>				<b>\$233,515.38</b>
	AD	<b>EN Subtotal:</b>				<b>\$233,515.38</b>
		LAKE COUNTY	IL	2011	E11UC170003	\$0.00

U.S. DEPARTMENT OF HOUSING AND  
URBAN DEVELOPMENT  
OFFICE OF COMMUNITY PLANNING AND  
DEVELOPMENT  
PR01 - HUD Grants and Program Income

DATE: 7/11/2025  
TIME: 4:05:21 PM  
PAGE: 11/40

IDIS

Program	Fund Type	Grantee Name	Grantee State Code	Grant Year	Grant Number	Amount Committed to Activities			
CDBG	RL	RL Subtotal:				\$1,221,805.54			
		PI	LAKE COUNTY	IL	1996	B96UC170003	\$87,298.30		
	1997				B97UC170003	\$772,192.99			
	1998				B98UC170003	\$104,830.87			
	1999				B99UC170003	\$167,486.60			
	2000				B00UC170003	\$76,104.16			
	2001				B01UC170003	\$4,791.66			
	2002				B02UC170003	\$146,737.00			
	2003				B03UC170003	\$91,041.66			
	2004				B04UC170003	\$42,541.66			
	2005				B05UC170003	\$66,963.66			
	2006				B06UC170003	\$19,000.00			
	2007				B07UC170003	\$33,658.32			
	2008				B08UC170003	\$30,709.22			
	2010				B10UC170003	\$11,041.66			
	2011				B11UC170003	\$3,541.66			
	2012				B12UC170003	\$3,541.66			
	2014				B14UC170003	\$6,041.66			
	2015				B15UC170003	\$4,582.72			
	2016				B16UC170003	\$3,541.66			
	2017				B17UC170003	\$35,684.66			
	2018				B18UC170003	\$36,646.39			
	2019				B19UC170003	\$58,337.49			
	2020				B20UC170003	\$113,774.50			
	2021				B21UC170003	\$125,442.04			
	2022				B22UC170003	\$197,150.77			
	2023				B23UC170003	\$180,184.52			
	2024				B24UC170003	\$0.00			
	LAKE COUNTY Sub					\$2,422,867.49			
	PI Subtotal:					\$2,422,867.49			
		LA	LAKE COUNTY	IL	2015	B15UC170003	\$35,347.63		
					2017	B17UC170003	\$20,666.70		
					LAKE COUNTY Sub		\$56,014.33		
					LA Subtotal:		\$56,014.33		
HESG	EN	LAKE COUNTY	IL	2011	E11UC170003	\$161,934.00			
				2012	E12UC170003	\$183,927.00			
				2013	E13UC170003	\$157,092.75			
				2014	E14UC170003	\$182,389.65			
				2015	E15UC170003	\$203,423.22			
				2016	E16UC170003	\$200,901.00			
				2017	E17UC170003	\$348,229.00			
				2018	E18UC170003	\$200,135.00			
				2019	E19UC170003	\$207,327.00			
				2020	E20UC170003	\$208,557.00			
				2021	E21UC170003	\$208,989.00			
				2022	E22UC170003	\$205,898.00			
				2023	E23UC170003	\$203,553.00			
				2024	E24UC170003	\$207,711.00			
				LAKE COUNTY Sub					\$2,880,066.62
				EN Subtotal:					\$2,880,066.62
				AD	LAKE COUNTY	IL	2011	E11UC170003	\$13,129.00



U.S. DEPARTMENT OF HOUSING AND  
URBAN DEVELOPMENT  
OFFICE OF COMMUNITY PLANNING AND  
DEVELOPMENT  
PR01 - HUD Grants and Program Income

DATE: 7/11/2025  
TIME: 4:05:21 PM  
PAGE: 12/40

IDIS

Program	Fund Type	Grantee Name	Grantee State Code	Grant Year	Grant Number	Net Drawn Amount			
CDBG	RL	RL Subtotal:				\$1,221,805.54			
	PI	LAKE COUNTY	IL	1996	B96UC170003	\$87,298.30			
				1997	B97UC170003	\$772,192.99			
				1998	B98UC170003	\$104,830.87			
				1999	B99UC170003	\$167,486.60			
				2000	B00UC170003	\$76,104.16			
				2001	B01UC170003	\$4,791.66			
				2002	B02UC170003	\$146,737.00			
				2003	B03UC170003	\$91,041.66			
				2004	B04UC170003	\$42,541.66			
				2005	B05UC170003	\$66,963.66			
				2006	B06UC170003	\$19,000.00			
				2007	B07UC170003	\$33,658.32			
				2008	B08UC170003	\$30,709.22			
				2010	B10UC170003	\$11,041.66			
				2011	B11UC170003	\$3,541.66			
				2012	B12UC170003	\$3,541.66			
				2014	B14UC170003	\$6,041.66			
				2015	B15UC170003	\$4,582.72			
				2016	B16UC170003	\$3,541.66			
				2017	B17UC170003	\$35,684.66			
				2018	B18UC170003	\$36,646.39			
				2019	B19UC170003	\$58,337.49			
				2020	B20UC170003	\$113,774.50			
				2021	B21UC170003	\$125,442.04			
	2022	B22UC170003	\$197,150.77						
	2023	B23UC170003	\$180,184.52						
	2024	B24UC170003	\$0.00						
	LAKE COUNTY Sub					\$2,422,867.49			
	PI Subtotal:					\$2,422,867.49			
	LA	LAKE COUNTY	IL	2015	B15UC170003	\$35,347.63			
				2017	B17UC170003	\$20,666.70			
		LAKE COUNTY Sub					\$56,014.33		
	LA Subtotal:					\$56,014.33			
HESG	EN	LAKE COUNTY	IL	2011	E11UC170003	\$161,934.00			
				2012	E12UC170003	\$183,927.00			
				2013	E13UC170003	\$157,092.75			
				2014	E14UC170003	\$182,389.65			
				2015	E15UC170003	\$203,423.22			
				2016	E16UC170003	\$200,901.00			
				2017	E17UC170003	\$348,229.00			
				2018	E18UC170003	\$200,135.00			
				2019	E19UC170003	\$207,327.00			
				2020	E20UC170003	\$208,557.00			
				2021	E21UC170003	\$208,989.00			
				2022	E22UC170003	\$205,898.00			
				2023	E23UC170003	\$203,553.00			
				2024	E24UC170003	\$178,902.45			
				LAKE COUNTY Sub					\$2,851,258.07
				EN Subtotal:					\$2,851,258.07
	AD	LAKE COUNTY	IL	2011	E11UC170003	\$13,129.00			

U.S. DEPARTMENT OF HOUSING AND  
URBAN DEVELOPMENT  
OFFICE OF COMMUNITY PLANNING AND  
DEVELOPMENT  
PR01 - HUD Grants and Program Income

DATE: 7/11/2025  
TIME: 4:05:21 PM  
PAGE: 13/40

IDIS

Program	Fund Type	Grantee Name	Grantee State Code	Grant Year	Grant Number	FY YTD Net Draw Amount				
CDBG	RL	RL Subtotal:				\$0.00				
	PI	LAKE COUNTY	IL	1996	B96UC170003	\$0.00				
				1997	B97UC170003	\$0.00				
				1998	B98UC170003	\$0.00				
				1999	B99UC170003	\$0.00				
				2000	B00UC170003	\$0.00				
				2001	B01UC170003	\$0.00				
				2002	B02UC170003	\$0.00				
				2003	B03UC170003	\$0.00				
				2004	B04UC170003	\$0.00				
				2005	B05UC170003	\$0.00				
				2006	B06UC170003	\$0.00				
				2007	B07UC170003	\$0.00				
				2008	B08UC170003	\$0.00				
				2010	B10UC170003	\$0.00				
				2011	B11UC170003	\$0.00				
				2012	B12UC170003	\$0.00				
				2014	B14UC170003	\$0.00				
				2015	B15UC170003	\$0.00				
				2016	B16UC170003	\$0.00				
				2017	B17UC170003	\$0.00				
				2018	B18UC170003	\$0.00				
				2019	B19UC170003	\$0.00				
				2020	B20UC170003	\$0.00				
				2021	B21UC170003	\$0.00				
	2022	B22UC170003	\$0.00							
	2023	B23UC170003	\$0.00							
	2024	B24UC170003	\$0.00							
			LAKE COUNTY Sub				\$0.00			
			PI Subtotal:				\$0.00			
		LA	LAKE COUNTY	IL	2015	B15UC170003	\$0.00			
	2017				B17UC170003	\$20,666.70				
					LAKE COUNTY Sub		\$20,666.70			
			LA Subtotal:				\$20,666.70			
HESG	EN	LAKE COUNTY	IL	2011	E11UC170003	\$0.00				
				2012	E12UC170003	\$0.00				
				2013	E13UC170003	\$0.00				
				2014	E14UC170003	\$0.00				
				2015	E15UC170003	\$0.00				
				2016	E16UC170003	\$0.00				
				2017	E17UC170003	\$0.00				
				2018	E18UC170003	\$0.00				
				2019	E19UC170003	\$0.00				
				2020	E20UC170003	\$0.00				
				2021	E21UC170003	\$0.00				
				2022	E22UC170003	\$0.00				
				2023	E23UC170003	\$11,735.24				
				2024	E24UC170003	\$144,810.24				
						LAKE COUNTY Sub				\$156,545.48
						EN Subtotal:				\$156,545.48
					AD	LAKE COUNTY	IL	2011	E11UC170003	\$0.00

U.S. DEPARTMENT OF HOUSING AND  
URBAN DEVELOPMENT  
OFFICE OF COMMUNITY PLANNING AND  
DEVELOPMENT  
PR01 - HUD Grants and Program Income

DATE: 7/11/2025  
TIME: 4:05:21 PM  
PAGE: 14/40

IDIS

Program	Fund Type	Grantee Name	Grantee State Code	Grant Year	Grant Number	Available to Commit			
CDBG	RL	RL Subtotal:				\$59.75			
	PI	LAKE COUNTY	IL	1996	B96UC170003	\$0.00			
				1997	B97UC170003	\$0.00			
				1998	B98UC170003	\$0.00			
				1999	B99UC170003	\$0.00			
				2000	B00UC170003	\$0.00			
				2001	B01UC170003	\$0.00			
				2002	B02UC170003	\$0.00			
				2003	B03UC170003	\$0.00			
				2004	B04UC170003	\$0.00			
				2005	B05UC170003	\$0.00			
				2006	B06UC170003	\$0.00			
				2007	B07UC170003	\$0.00			
				2008	B08UC170003	\$0.00			
				2010	B10UC170003	\$0.00			
				2011	B11UC170003	\$0.00			
				2012	B12UC170003	\$0.00			
				2014	B14UC170003	\$0.00			
				2015	B15UC170003	\$0.00			
				2016	B16UC170003	\$0.00			
				2017	B17UC170003	\$0.00			
				2018	B18UC170003	\$0.00			
				2019	B19UC170003	\$0.00			
				2020	B20UC170003	\$0.00			
				2021	B21UC170003	\$0.00			
				2022	B22UC170003	\$0.00			
				2023	B23UC170003	\$0.00			
				2024	B24UC170003	\$21,473.71			
				LAKE COUNTY Sub					\$21,473.71
	PI Subtotal:					\$21,473.71			
	LA	LAKE COUNTY	IL	2015	B15UC170003	\$0.00			
				2017	B17UC170003	\$0.00			
				LAKE COUNTY Sub		\$0.00			
	LA Subtotal:					\$0.00			
	HESG	EN	LAKE COUNTY	IL	2011	E11UC170003	\$0.00		
					2012	E12UC170003	\$0.00		
					2013	E13UC170003	\$0.00		
					2014	E14UC170003	\$0.00		
					2015	E15UC170003	\$0.00		
					2016	E16UC170003	\$0.00		
2017					E17UC170003	\$0.00			
2018					E18UC170003	\$0.00			
2019					E19UC170003	\$0.00			
2020					E20UC170003	\$0.00			
2021					E21UC170003	\$0.00			
2022					E22UC170003	\$0.00			
2023					E23UC170003	\$0.00			
2024					E24UC170003	\$0.00			
LAKE COUNTY Sub					\$0.00				
EN Subtotal:					\$0.00				
AD					LAKE COUNTY	IL	2011	E11UC170003	\$0.00

U.S. DEPARTMENT OF HOUSING AND  
URBAN DEVELOPMENT  
OFFICE OF COMMUNITY PLANNING AND  
DEVELOPMENT  
PR01 - HUD Grants and Program Income

DATE: 7/11/2025  
TIME: 4:05:21 PM  
PAGE: 15/40

IDIS

Program	Fund Type	Grantee Name	Grantee State Code	Grant Year	Grant Number	Available to Draw			
CDBG	RL	RL Subtotal:				\$59.75			
	PI	LAKE COUNTY	IL	1996	B96UC170003	\$0.00			
				1997	B97UC170003	\$0.00			
				1998	B98UC170003	\$0.00			
				1999	B99UC170003	\$0.00			
				2000	B00UC170003	\$0.00			
				2001	B01UC170003	\$0.00			
				2002	B02UC170003	\$0.00			
				2003	B03UC170003	\$0.00			
				2004	B04UC170003	\$0.00			
				2005	B05UC170003	\$0.00			
				2006	B06UC170003	\$0.00			
				2007	B07UC170003	\$0.00			
				2008	B08UC170003	\$0.00			
				2010	B10UC170003	\$0.00			
				2011	B11UC170003	\$0.00			
				2012	B12UC170003	\$0.00			
				2014	B14UC170003	\$0.00			
				2015	B15UC170003	\$0.00			
				2016	B16UC170003	\$0.00			
				2017	B17UC170003	\$0.00			
				2018	B18UC170003	\$0.00			
				2019	B19UC170003	\$0.00			
				2020	B20UC170003	\$0.00			
				2021	B21UC170003	\$0.00			
	2022	B22UC170003	\$0.00						
	2023	B23UC170003	\$0.00						
	2024	B24UC170003	\$21,473.71						
			LAKE COUNTY Sub				\$21,473.71		
			PI Subtotal:				\$21,473.71		
		LA	LAKE COUNTY	IL	2015	B15UC170003	\$0.00		
	2017				B17UC170003	\$0.00			
				LAKE COUNTY Sub				\$0.00	
			LA Subtotal:				\$0.00		
HESG	EN	LAKE COUNTY	IL	2011	E11UC170003	\$0.00			
				2012	E12UC170003	\$0.00			
				2013	E13UC170003	\$0.00			
				2014	E14UC170003	\$0.00			
				2015	E15UC170003	\$0.00			
				2016	E16UC170003	\$0.00			
				2017	E17UC170003	\$0.00			
				2018	E18UC170003	\$0.00			
				2019	E19UC170003	\$0.00			
				2020	E20UC170003	\$0.00			
				2021	E21UC170003	\$0.00			
				2022	E22UC170003	\$0.00			
				2023	E23UC170003	\$0.00			
				2024	E24UC170003	\$28,808.55			
					LAKE COUNTY Sub				\$28,808.55
					EN Subtotal:				\$28,808.55
		AD	LAKE COUNTY	IL	2011	E11UC170003	\$0.00		

U.S. DEPARTMENT OF HOUSING AND  
URBAN DEVELOPMENT  
OFFICE OF COMMUNITY PLANNING AND  
DEVELOPMENT  
PR01 - HUD Grants and Program Income

DATE: 7/11/2025  
TIME: 4:05:21 PM  
PAGE: 16/40

IDIS

Program	Fund Type	Grantee Name	Grantee State Code	Grant Year	Grant Number	Recapture Amount			
CDBG	RL	RL Subtotal:				\$0.00			
	PI	LAKE COUNTY	IL	1996	B96UC170003	\$0.00			
				1997	B97UC170003	\$0.00			
				1998	B98UC170003	\$0.00			
				1999	B99UC170003	\$0.00			
				2000	B00UC170003	\$0.00			
				2001	B01UC170003	\$0.00			
				2002	B02UC170003	\$0.00			
				2003	B03UC170003	\$0.00			
				2004	B04UC170003	\$0.00			
				2005	B05UC170003	\$0.00			
				2006	B06UC170003	\$0.00			
				2007	B07UC170003	\$0.00			
				2008	B08UC170003	\$0.00			
				2010	B10UC170003	\$0.00			
				2011	B11UC170003	\$0.00			
				2012	B12UC170003	\$0.00			
				2014	B14UC170003	\$0.00			
				2015	B15UC170003	\$0.00			
				2016	B16UC170003	\$0.00			
				2017	B17UC170003	\$0.00			
				2018	B18UC170003	\$0.00			
				2019	B19UC170003	\$0.00			
				2020	B20UC170003	\$0.00			
				2021	B21UC170003	\$0.00			
	2022	B22UC170003	\$0.00						
	2023	B23UC170003	\$0.00						
	2024	B24UC170003	\$0.00						
	LAKE COUNTY Sub					\$0.00			
	PI Subtotal:					\$0.00			
	LA	LAKE COUNTY	IL	2015	B15UC170003	\$0.00			
				2017	B17UC170003	\$0.00			
				LAKE COUNTY Sub				\$0.00	
LA Subtotal:					\$0.00				
HESG	EN	LAKE COUNTY	IL	2011	E11UC170003	\$0.00			
				2012	E12UC170003	\$0.00			
				2013	E13UC170003	\$0.00			
				2014	E14UC170003	\$0.00			
				2015	E15UC170003	\$0.00			
				2016	E16UC170003	\$0.00			
				2017	E17UC170003	\$0.00			
				2018	E18UC170003	\$0.00			
				2019	E19UC170003	\$0.00			
				2020	E20UC170003	\$0.00			
				2021	E21UC170003	\$0.00			
				2022	E22UC170003	\$0.00			
				2023	E23UC170003	\$0.00			
				2024	E24UC170003	\$0.00			
				LAKE COUNTY Sub					\$0.00
				EN Subtotal:					\$0.00
				AD	LAKE COUNTY	IL	2011	E11UC170003	\$0.00

U.S. DEPARTMENT OF HOUSING AND  
URBAN DEVELOPMENT  
OFFICE OF COMMUNITY PLANNING AND  
DEVELOPMENT  
PR01 - HUD Grants and Program Income

DATE: 7/11/2025  
TIME: 4:05:21 PM  
PAGE: 17/40

IDIS

Program	Fund Type	Grantee Name	Grantee State Code	Grant Year	Grant Number	Authorized Amount
HESG	AD	LAKE COUNTY	IL	2012	E12UC170003	\$14,913.00
				2013	E13UC170003	\$12,737.25
				2014	E14UC170003	\$14,788.35
				2015	E15UC170003	\$16,493.78
				2016	E16UC170003	\$16,289.00
				2017	E17UC170003	\$28,234.00
				2018	E18UC170003	\$16,227.00
				2019	E19UC170003	\$16,810.00
				2020	E20UC170003	\$16,910.00
				2021	E21UC170003	\$16,945.00
				2022	E22UC170003	\$16,694.00
				2023	E23UC170003	\$16,504.00
				2024	E24UC170003	\$16,841.00
				LAKE COUNTY Sub		
AD Subtotal:					\$233,515.38	
HOME	EN	LAKE COUNTY	IL	1992	M92DC170205	\$1,283,000.00
				1993	M93DC170205	\$847,000.00
				1994	M94DC170205	\$1,208,000.00
				1995	M95DC170205	\$1,298,000.00
				1996	M96DC170205	\$1,198,000.00
				1997	M97DC170205	\$1,180,000.00
				1998	M98DC170205	\$1,248,000.00
				1999	M99DC170205	\$1,349,000.00
				2000	M00DC170205	\$1,220,000.00
				2001	M01DC170205	\$1,506,000.00
				2002	M02DC170205	\$1,510,000.00
				2003	M03DC170205	\$1,747,850.00
				2004	M04DC170205	\$1,948,573.00
				2005	M05DC170205	\$1,732,356.00
				2006	M06DC170205	\$1,596,541.00
				2007	M07DC170205	\$1,599,070.00
				2008	M08DC170205	\$1,761,824.96
				2009	M09DC170205	\$1,676,147.00
				2010	M10DC170205	\$1,671,260.00
				2011	M11DC170205	\$1,504,745.00
				2012	M12DC170205	\$995,134.00
				2013	M13DC170205	\$1,000,453.00
				2014	M14DC170205	\$1,114,833.00
				2015	M15DC170205	\$1,041,188.00
				2016	M16DC170205	\$1,125,701.00
				2017	M17DC170205	\$1,157,197.00
				2018	M18DC170205	\$1,684,900.00
				2019	M19DC170205	\$1,509,922.00
				2020	M20DC170205	\$1,669,965.00
				2021	M21DC170205	\$1,662,483.00
					M21DP170205	\$6,025,377.00
				2022	M22DC170205	\$1,838,302.00
2023	M23DC170205	\$1,774,805.00				
2024	M24DC170205	\$1,450,501.00				
LAKE COUNTY Sub					\$53,136,127.96	
EN Subtotal:					\$53,136,127.96	

U.S. DEPARTMENT OF HOUSING AND  
URBAN DEVELOPMENT  
OFFICE OF COMMUNITY PLANNING AND  
DEVELOPMENT  
PR01 - HUD Grants and Program Income

DATE: 7/11/2025  
TIME: 4:05:21 PM  
PAGE: 18/40

IDIS

Program	Fund Type	Grantee Name	Grantee State Code	Grant Year	Grant Number	Suballocated Amount
HESG	AD	LAKE COUNTY	IL	2012	E12UC170003	\$0.00
				2013	E13UC170003	\$0.00
				2014	E14UC170003	\$0.00
				2015	E15UC170003	\$0.00
				2016	E16UC170003	\$0.00
				2017	E17UC170003	\$0.00
				2018	E18UC170003	\$0.00
				2019	E19UC170003	\$0.00
				2020	E20UC170003	\$0.00
				2021	E21UC170003	\$0.00
				2022	E22UC170003	\$0.00
				2023	E23UC170003	\$0.00
				2024	E24UC170003	\$0.00
				LAKE COUNTY Sub		
AD Subtotal:					\$0.00	
HOME	EN	LAKE COUNTY	IL	1992	M92DC170205	\$512,530.46
				1993	M93DC170205	\$467,832.21
				1994	M94DC170205	\$713,291.52
				1995	M95DC170205	\$367,711.19
				1996	M96DC170205	\$300,407.00
				1997	M97DC170205	\$721,500.00
				1998	M98DC170205	\$581,408.00
				1999	M99DC170205	\$382,250.00
				2000	M00DC170205	\$372,000.00
				2001	M01DC170205	\$481,600.00
				2002	M02DC170205	\$427,500.00
				2003	M03DC170205	\$524,354.50
				2004	M04DC170205	\$563,514.37
				2005	M05DC170205	\$500,208.00
				2006	M06DC170205	\$469,232.25
				2007	M07DC170205	\$469,864.50
				2008	M08DC170205	\$733,894.96
				2009	M09DC170205	\$1,283,831.10
				2010	M10DC170205	\$1,557,792.07
				2011	M11DC170205	\$1,300,245.00
				2012	M12DC170205	\$918,165.75
				2013	M13DC170205	\$974,713.99
				2014	M14DC170205	\$1,114,833.00
				2015	M15DC170205	\$776,234.04
				2016	M16DC170205	\$1,069,218.00
				2017	M17DC170205	\$1,080,952.43
				2018	M18DC170205	\$1,684,900.00
				2019	M19DC170205	\$1,509,922.00
				2020	M20DC170205	\$1,669,965.00
				2021	M21DC170205	\$1,395,460.29
	M21DP170205	\$903,806.55				
2022	M22DC170205	\$1,809,591.50				
2023	M23DC170205	\$1,094,233.60				
2024	M24DC170205	\$936,616.25				
LAKE COUNTY Sub					\$29,669,579.53	
EN Subtotal:					\$29,669,579.53	

U.S. DEPARTMENT OF HOUSING AND  
URBAN DEVELOPMENT  
OFFICE OF COMMUNITY PLANNING AND  
DEVELOPMENT  
PR01 - HUD Grants and Program Income

DATE: 7/11/2025  
TIME: 4:05:21 PM  
PAGE: 19/40

IDIS

Program	Fund Type	Grantee Name	Grantee State Code	Grant Year	Grant Number	Amount Committed to Activities			
HESG	AD	LAKE COUNTY	IL	2012	E12UC170003	\$14,913.00			
				2013	E13UC170003	\$12,737.00			
				2014	E14UC170003	\$14,788.35			
				2015	E15UC170003	\$16,493.78			
				2016	E16UC170003	\$16,289.00			
				2017	E17UC170003	\$28,234.00			
				2018	E18UC170003	\$16,227.00			
				2019	E19UC170003	\$16,810.00			
				2020	E20UC170003	\$16,910.00			
				2021	E21UC170003	\$16,945.00			
				2022	E22UC170003	\$16,694.00			
				2023	E23UC170003	\$16,504.00			
				2024	E24UC170003	\$16,841.00			
				LAKE COUNTY Sub					\$233,515.13
				AD Subtotal:					\$233,515.13
HOME	EN	LAKE COUNTY	IL	1992	M92DC170205	\$770,469.54			
				1993	M93DC170205	\$379,167.79			
				1994	M94DC170205	\$494,708.48			
				1995	M95DC170205	\$930,288.81			
				1996	M96DC170205	\$897,593.00			
				1997	M97DC170205	\$458,500.00			
				1998	M98DC170205	\$666,592.00			
				1999	M99DC170205	\$966,750.00			
				2000	M00DC170205	\$848,000.00			
				2001	M01DC170205	\$1,024,400.00			
				2002	M02DC170205	\$1,082,500.00			
				2003	M03DC170205	\$1,223,495.50			
				2004	M04DC170205	\$1,385,058.63			
				2005	M05DC170205	\$1,232,148.00			
				2006	M06DC170205	\$1,127,308.75			
				2007	M07DC170205	\$1,129,205.50			
				2008	M08DC170205	\$1,027,930.00			
				2009	M09DC170205	\$392,315.90			
				2010	M10DC170205	\$113,467.93			
				2011	M11DC170205	\$204,500.00			
				2012	M12DC170205	\$76,968.25			
				2013	M13DC170205	\$25,739.01			
				2014	M14DC170205	\$0.00			
				2015	M15DC170205	\$264,953.96			
				2016	M16DC170205	\$56,483.00			
				2017	M17DC170205	\$76,244.57			
				2018	M18DC170205	\$0.00			
				2019	M19DC170205	\$0.00			
				2020	M20DC170205	\$0.00			
				2021	M21DC170205	\$0.00			
	M21DP170205	\$0.00							
2022	M22DC170205	\$0.00							
2023	M23DC170205	\$0.00							
2024	M24DC170205	\$0.00							
LAKE COUNTY Sub					\$16,854,788.62				
EN Subtotal:					\$16,854,788.62				



U.S. DEPARTMENT OF HOUSING AND  
URBAN DEVELOPMENT  
OFFICE OF COMMUNITY PLANNING AND  
DEVELOPMENT  
PR01 - HUD Grants and Program Income

DATE: 7/11/2025  
TIME: 4:05:21 PM  
PAGE: 20/40

IDIS

Program	Fund Type	Grantee Name	Grantee State Code	Grant Year	Grant Number	Net Drawn Amount
HESG	AD	LAKE COUNTY	IL	2012	E12UC170003	\$14,913.00
				2013	E13UC170003	\$12,737.00
				2014	E14UC170003	\$14,788.35
				2015	E15UC170003	\$16,493.78
				2016	E16UC170003	\$16,289.00
				2017	E17UC170003	\$28,234.00
				2018	E18UC170003	\$16,227.00
				2019	E19UC170003	\$16,810.00
				2020	E20UC170003	\$16,910.00
				2021	E21UC170003	\$16,945.00
				2022	E22UC170003	\$16,694.00
				2023	E23UC170003	\$16,504.00
				2024	E24UC170003	\$16,841.00
				LAKE COUNTY Sub		
AD Subtotal:					\$233,515.13	
HOME	EN	LAKE COUNTY	IL	1992	M92DC170205	\$770,469.54
				1993	M93DC170205	\$379,167.79
				1994	M94DC170205	\$494,708.48
				1995	M95DC170205	\$930,288.81
				1996	M96DC170205	\$897,593.00
				1997	M97DC170205	\$458,500.00
				1998	M98DC170205	\$666,592.00
				1999	M99DC170205	\$966,750.00
				2000	M00DC170205	\$848,000.00
				2001	M01DC170205	\$1,024,400.00
				2002	M02DC170205	\$1,082,500.00
				2003	M03DC170205	\$1,223,495.50
				2004	M04DC170205	\$1,385,058.63
				2005	M05DC170205	\$1,232,148.00
				2006	M06DC170205	\$1,127,308.75
				2007	M07DC170205	\$1,129,205.50
				2008	M08DC170205	\$1,027,930.00
				2009	M09DC170205	\$392,315.90
				2010	M10DC170205	\$113,467.93
				2011	M11DC170205	\$204,500.00
				2012	M12DC170205	\$76,968.25
				2013	M13DC170205	\$25,739.01
				2014	M14DC170205	\$0.00
				2015	M15DC170205	\$264,953.96
				2016	M16DC170205	\$56,483.00
				2017	M17DC170205	\$76,244.57
				2018	M18DC170205	\$0.00
				2019	M19DC170205	\$0.00
				2020	M20DC170205	\$0.00
				2021	M21DC170205	\$0.00
					M21DP170205	\$0.00
				2022	M22DC170205	\$0.00
2023	M23DC170205	\$0.00				
2024	M24DC170205	\$0.00				
LAKE COUNTY Sub					\$16,854,788.62	
EN Subtotal:					\$16,854,788.62	

U.S. DEPARTMENT OF HOUSING AND  
URBAN DEVELOPMENT  
OFFICE OF COMMUNITY PLANNING AND  
DEVELOPMENT  
PR01 - HUD Grants and Program Income

DATE: 7/11/2025  
TIME: 4:05:21 PM  
PAGE: 21/40

IDIS

Program	Fund Type	Grantee Name	Grantee State Code	Grant Year	Grant Number	FY YTD Net Draw Amount			
HESG	AD	LAKE COUNTY	IL	2012	E12UC170003	\$0.00			
				2013	E13UC170003	\$0.00			
				2014	E14UC170003	\$0.00			
				2015	E15UC170003	\$0.00			
				2016	E16UC170003	\$0.00			
				2017	E17UC170003	\$0.00			
				2018	E18UC170003	\$0.00			
				2019	E19UC170003	\$0.00			
				2020	E20UC170003	\$0.00			
				2021	E21UC170003	\$0.00			
				2022	E22UC170003	\$0.00			
				2023	E23UC170003	\$0.00			
				2024	E24UC170003	\$16,841.00			
				LAKE COUNTY Sub					\$16,841.00
				AD Subtotal:					\$16,841.00
HOME	EN	LAKE COUNTY	IL	1992	M92DC170205	\$0.00			
				1993	M93DC170205	\$0.00			
				1994	M94DC170205	\$0.00			
				1995	M95DC170205	\$0.00			
				1996	M96DC170205	\$0.00			
				1997	M97DC170205	\$0.00			
				1998	M98DC170205	\$0.00			
				1999	M99DC170205	\$0.00			
				2000	M00DC170205	\$0.00			
				2001	M01DC170205	\$0.00			
				2002	M02DC170205	\$0.00			
				2003	M03DC170205	\$0.00			
				2004	M04DC170205	\$0.00			
				2005	M05DC170205	\$0.00			
				2006	M06DC170205	\$0.00			
				2007	M07DC170205	\$0.00			
				2008	M08DC170205	\$0.00			
				2009	M09DC170205	\$0.00			
				2010	M10DC170205	\$0.00			
				2011	M11DC170205	\$0.00			
				2012	M12DC170205	\$0.00			
				2013	M13DC170205	\$0.00			
				2014	M14DC170205	\$0.00			
				2015	M15DC170205	\$0.00			
				2016	M16DC170205	\$0.00			
				2017	M17DC170205	\$0.00			
				2018	M18DC170205	\$0.00			
				2019	M19DC170205	\$0.00			
				2020	M20DC170205	\$0.00			
				2021	M21DC170205	\$0.00			
					M21DP170205	\$0.00			
				2022	M22DC170205	\$0.00			
				2023	M23DC170205	\$0.00			
				2024	M24DC170205	\$0.00			
				LAKE COUNTY Sub					\$0.00
EN Subtotal:					\$0.00				

U.S. DEPARTMENT OF HOUSING AND  
URBAN DEVELOPMENT  
OFFICE OF COMMUNITY PLANNING AND  
DEVELOPMENT  
PR01 - HUD Grants and Program Income

DATE: 7/11/2025  
TIME: 4:05:21 PM  
PAGE: 22/40

IDIS

Program	Fund Type	Grantee Name	Grantee State Code	Grant Year	Grant Number	Available to Commit			
HESG	AD	LAKE COUNTY	IL	2012	E12UC170003	\$0.00			
				2013	E13UC170003	\$0.25			
				2014	E14UC170003	\$0.00			
				2015	E15UC170003	\$0.00			
				2016	E16UC170003	\$0.00			
				2017	E17UC170003	\$0.00			
				2018	E18UC170003	\$0.00			
				2019	E19UC170003	\$0.00			
				2020	E20UC170003	\$0.00			
				2021	E21UC170003	\$0.00			
				2022	E22UC170003	\$0.00			
				2023	E23UC170003	\$0.00			
				2024	E24UC170003	\$0.00			
				LAKE COUNTY Sub					\$0.25
				AD Subtotal:					\$0.25
HOME	EN	LAKE COUNTY	IL	1992	M92DC170205	\$0.00			
				1993	M93DC170205	\$0.00			
				1994	M94DC170205	\$0.00			
				1995	M95DC170205	\$0.00			
				1996	M96DC170205	\$0.00			
				1997	M97DC170205	\$0.00			
				1998	M98DC170205	\$0.00			
				1999	M99DC170205	\$0.00			
				2000	M00DC170205	\$0.00			
				2001	M01DC170205	\$0.00			
				2002	M02DC170205	\$0.00			
				2003	M03DC170205	\$0.00			
				2004	M04DC170205	\$0.00			
				2005	M05DC170205	\$0.00			
				2006	M06DC170205	\$0.00			
				2007	M07DC170205	\$0.00			
				2008	M08DC170205	\$0.00			
				2009	M09DC170205	\$0.00			
				2010	M10DC170205	\$0.00			
				2011	M11DC170205	\$0.00			
				2012	M12DC170205	\$0.00			
				2013	M13DC170205	\$0.00			
				2014	M14DC170205	\$0.00			
				2015	M15DC170205	\$0.00			
				2016	M16DC170205	\$0.00			
				2017	M17DC170205	\$0.00			
				2018	M18DC170205	\$0.00			
				2019	M19DC170205	\$0.00			
				2020	M20DC170205	\$0.00			
				2021	M21DC170205	\$267,022.71			
					M21DP170205	\$5,121,570.45			
				2022	M22DC170205	\$28,710.50			
				2023	M23DC170205	\$680,571.40			
				2024	M24DC170205	\$513,884.75			
				LAKE COUNTY Sub					\$6,611,759.81
EN Subtotal:					\$6,611,759.81				

U.S. DEPARTMENT OF HOUSING AND  
URBAN DEVELOPMENT  
OFFICE OF COMMUNITY PLANNING AND  
DEVELOPMENT  
PR01 - HUD Grants and Program Income

DATE: 7/11/2025  
TIME: 4:05:21 PM  
PAGE: 23/40

IDIS

Program	Fund Type	Grantee Name	Grantee State Code	Grant Year	Grant Number	Available to Draw			
HESG	AD	LAKE COUNTY	IL	2012	E12UC170003	\$0.00			
				2013	E13UC170003	\$0.25			
				2014	E14UC170003	\$0.00			
				2015	E15UC170003	\$0.00			
				2016	E16UC170003	\$0.00			
				2017	E17UC170003	\$0.00			
				2018	E18UC170003	\$0.00			
				2019	E19UC170003	\$0.00			
				2020	E20UC170003	\$0.00			
				2021	E21UC170003	\$0.00			
				2022	E22UC170003	\$0.00			
				2023	E23UC170003	\$0.00			
				2024	E24UC170003	\$0.00			
				LAKE COUNTY Sub					\$0.25
				AD Subtotal:					\$0.25
HOME	EN	LAKE COUNTY	IL	1992	M92DC170205	\$0.00			
				1993	M93DC170205	\$0.00			
				1994	M94DC170205	\$0.00			
				1995	M95DC170205	\$0.00			
				1996	M96DC170205	\$0.00			
				1997	M97DC170205	\$0.00			
				1998	M98DC170205	\$0.00			
				1999	M99DC170205	\$0.00			
				2000	M00DC170205	\$0.00			
				2001	M01DC170205	\$0.00			
				2002	M02DC170205	\$0.00			
				2003	M03DC170205	\$0.00			
				2004	M04DC170205	\$0.00			
				2005	M05DC170205	\$0.00			
				2006	M06DC170205	\$0.00			
				2007	M07DC170205	\$0.00			
				2008	M08DC170205	\$0.00			
				2009	M09DC170205	\$0.00			
				2010	M10DC170205	\$0.00			
				2011	M11DC170205	\$0.00			
				2012	M12DC170205	\$0.00			
				2013	M13DC170205	\$0.00			
				2014	M14DC170205	\$0.00			
				2015	M15DC170205	\$0.00			
				2016	M16DC170205	\$0.00			
				2017	M17DC170205	\$0.00			
				2018	M18DC170205	\$0.00			
				2019	M19DC170205	\$0.00			
				2020	M20DC170205	\$0.00			
				2021	M21DC170205	\$267,022.71			
					M21DP170205	\$5,121,570.45			
				2022	M22DC170205	\$28,710.50			
				2023	M23DC170205	\$680,571.40			
				2024	M24DC170205	\$513,884.75			
				LAKE COUNTY Sub					\$6,611,759.81
EN Subtotal:					\$6,611,759.81				

U.S. DEPARTMENT OF HOUSING AND  
URBAN DEVELOPMENT  
OFFICE OF COMMUNITY PLANNING AND  
DEVELOPMENT  
PR01 - HUD Grants and Program Income

DATE: 7/11/2025  
TIME: 4:05:21 PM  
PAGE: 24/40

IDIS

Program	Fund Type	Grantee Name	Grantee State Code	Grant Year	Grant Number	Recapture Amount
HESG	AD	LAKE COUNTY	IL	2012	E12UC170003	\$0.00
				2013	E13UC170003	\$0.00
				2014	E14UC170003	\$0.00
				2015	E15UC170003	\$0.00
				2016	E16UC170003	\$0.00
				2017	E17UC170003	\$0.00
				2018	E18UC170003	\$0.00
				2019	E19UC170003	\$0.00
				2020	E20UC170003	\$0.00
				2021	E21UC170003	\$0.00
				2022	E22UC170003	\$0.00
				2023	E23UC170003	\$0.00
				2024	E24UC170003	\$0.00
				LAKE COUNTY Sub		
AD Subtotal:					\$0.00	
HOME	EN	LAKE COUNTY	IL	1992	M92DC170205	\$0.00
				1993	M93DC170205	\$0.00
				1994	M94DC170205	\$0.00
				1995	M95DC170205	\$0.00
				1996	M96DC170205	\$0.00
				1997	M97DC170205	\$0.00
				1998	M98DC170205	\$0.00
				1999	M99DC170205	\$0.00
				2000	M00DC170205	\$0.00
				2001	M01DC170205	\$0.00
				2002	M02DC170205	\$0.00
				2003	M03DC170205	\$0.00
				2004	M04DC170205	\$0.00
				2005	M05DC170205	\$0.00
				2006	M06DC170205	\$0.00
				2007	M07DC170205	\$0.00
				2008	M08DC170205	\$0.00
				2009	M09DC170205	\$0.00
				2010	M10DC170205	\$0.00
				2011	M11DC170205	\$0.00
				2012	M12DC170205	\$0.00
				2013	M13DC170205	\$0.00
				2014	M14DC170205	\$0.00
				2015	M15DC170205	\$0.00
				2016	M16DC170205	\$0.00
				2017	M17DC170205	\$0.00
				2018	M18DC170205	\$0.00
				2019	M19DC170205	\$0.00
				2020	M20DC170205	\$0.00
				2021	M21DC170205	\$0.00
					M21DP170205	\$0.00
				2022	M22DC170205	\$0.00
				2023	M23DC170205	\$0.00
				2024	M24DC170205	\$0.00
LAKE COUNTY Sub					\$0.00	
EN Subtotal:					\$0.00	

U.S. DEPARTMENT OF HOUSING AND  
URBAN DEVELOPMENT  
OFFICE OF COMMUNITY PLANNING AND  
DEVELOPMENT  
PR01 - HUD Grants and Program Income

DATE: 7/11/2025  
TIME: 4:05:21 PM  
PAGE: 25/40

IDIS

Program	Fund Type	Grantee Name	Grantee State Code	Grant Year	Grant Number	Authorized Amount
HOME	RL	LAKE COUNTY	IL	2003	M03DC170205	\$104,747.34
				<b>LAKE COUNTY Sub</b>		<b>\$104,747.34</b>
		<b>RL Subtotal:</b>				<b>\$104,747.34</b>
	PI	LAKE COUNTY	IL	1997	M97DC170205	\$371,150.46
				1998	M98DC170205	\$123,883.56
				1999	M99DC170205	\$125,857.74
				2000	M00DC170205	\$257,359.35
				2001	M01DC170205	\$148,904.81
				2002	M02DC170205	\$107,976.60
				2003	M03DC170205	\$100,151.46
				2004	M04DC170205	\$170,007.13
				2005	M05DC170205	\$511,791.61
				2006	M06DC170205	\$242,558.78
				2007	M07DC170205	\$479,993.18
				2008	M08DC170205	\$126,990.90
				2009	M09DC170205	\$72,023.00
				2010	M10DC170205	\$27,247.02
				2011	M11DC170205	\$220,331.98
				2012	M12DC170205	\$46,308.75
				2013	M13DC170205	\$45,779.96
				2014	M14DC170205	\$28,290.06
				2015	M15DC170205	\$46,181.32
				2016	M16DC170205	\$45,549.00
				2017	M17DC170205	\$175,528.94
				2018	M18DC170205	\$96,340.66
				2019	M19DC170205	\$117,111.20
				2020	M20DC170205	\$65,376.50
				2021	M21DC170205	\$602,802.88
				2022	M22DC170205	\$6,499.66
				2023	M23DC170205	\$6,499.66
				2024	M24DC170205	\$91,008.00
				<b>LAKE COUNTY Sub</b>		<b>\$4,459,504.17</b>
		<b>PI Subtotal:</b>				<b>\$4,459,504.17</b>
	PA	LAKE COUNTY	IL	2015	M15DC170205	\$4,618.13
				2016	M16DC170205	\$4,554.90
				2017	M17DC170205	\$17,552.89
				2018	M18DC170205	\$9,529.90
				2019	M19DC170205	\$34.60
				<b>LAKE COUNTY Sub</b>		<b>\$36,290.42</b>
		<b>PA Subtotal:</b>				<b>\$36,290.42</b>
	IU	LAKE COUNTY	IL	2015	M15DC170205	\$65,000.00
				2017	M17DC170205	\$69,011.44
				2023	M23DC170205	\$179,688.00
				<b>LAKE COUNTY Sub</b>		<b>\$313,699.44</b>
		<b>IU Subtotal:</b>				<b>\$313,699.44</b>
	HP	LAKE COUNTY	IL	2015	M15DC170205	\$23,043.76
				2016	M16DC170205	\$17,816.50
				2017	M17DC170205	\$19,700.00
				2018	M18DC170205	\$7,800.00
				2019	M19DC170205	\$16,374.80
				2020	M20DC170205	\$35,357.69

U.S. DEPARTMENT OF HOUSING AND  
URBAN DEVELOPMENT  
OFFICE OF COMMUNITY PLANNING AND  
DEVELOPMENT  
PR01 - HUD Grants and Program Income

DATE: 7/11/2025  
TIME: 4:05:21 PM  
PAGE: 26/40

IDIS

Program	Fund Type	Grantee Name	Grantee State Code	Grant Year	Grant Number	Suballocated Amount
HOME	RL	LAKE COUNTY	IL	2003	M03DC170205	\$0.00
				<b>LAKE COUNTY Sub</b>		<b>\$0.00</b>
		<b>RL Subtotal:</b>				<b>\$0.00</b>
	PI	LAKE COUNTY	IL	1997	M97DC170205	\$0.00
				1998	M98DC170205	\$0.00
				1999	M99DC170205	\$0.00
				2000	M00DC170205	\$0.00
				2001	M01DC170205	\$0.00
				2002	M02DC170205	\$0.00
				2003	M03DC170205	\$0.00
				2004	M04DC170205	\$0.00
				2005	M05DC170205	\$0.00
				2006	M06DC170205	\$0.00
				2007	M07DC170205	\$0.00
				2008	M08DC170205	\$0.00
				2009	M09DC170205	\$0.00
				2010	M10DC170205	\$0.00
				2011	M11DC170205	\$0.00
				2012	M12DC170205	\$0.00
				2013	M13DC170205	\$0.00
				2014	M14DC170205	\$0.00
				2015	M15DC170205	\$4,618.13
				2016	M16DC170205	\$42,120.00
				2017	M17DC170205	\$131,467.85
				2018	M18DC170205	\$96,340.66
				2019	M19DC170205	\$117,111.20
				2020	M20DC170205	\$65,376.50
				2021	M21DC170205	\$491,485.50
				2022	M22DC170205	\$0.00
				2023	M23DC170205	\$0.00
				2024	M24DC170205	\$0.00
				<b>LAKE COUNTY Sub</b>		<b>\$948,519.84</b>
		<b>PI Subtotal:</b>				<b>\$948,519.84</b>
	PA	LAKE COUNTY	IL	2015	M15DC170205	\$0.00
				2016	M16DC170205	\$0.00
				2017	M17DC170205	\$0.00
				2018	M18DC170205	\$9,529.90
				2019	M19DC170205	\$0.00
				<b>LAKE COUNTY Sub</b>		<b>\$9,529.90</b>
		<b>PA Subtotal:</b>				<b>\$9,529.90</b>
	IU	LAKE COUNTY	IL	2015	M15DC170205	\$0.00
				2017	M17DC170205	\$0.00
				2023	M23DC170205	\$0.00
				<b>LAKE COUNTY Sub</b>		<b>\$0.00</b>
		<b>IU Subtotal:</b>				<b>\$0.00</b>
	HP	LAKE COUNTY	IL	2015	M15DC170205	\$0.00
				2016	M16DC170205	\$0.00
				2017	M17DC170205	\$19,700.00
				2018	M18DC170205	\$7,800.00
				2019	M19DC170205	\$16,374.80
				2020	M20DC170205	\$0.00

U.S. DEPARTMENT OF HOUSING AND  
URBAN DEVELOPMENT  
OFFICE OF COMMUNITY PLANNING AND  
DEVELOPMENT  
PR01 - HUD Grants and Program Income

DATE: 7/11/2025  
TIME: 4:05:21 PM  
PAGE: 27/40

IDIS

Program	Fund Type	Grantee Name	Grantee State Code	Grant Year	Grant Number	Amount Committed to Activities
HOME	RL	LAKE COUNTY	IL	2003	M03DC170205	\$104,747.34
				<b>LAKE COUNTY Sub</b>		<b>\$104,747.34</b>
		<b>RL Subtotal:</b>				<b>\$104,747.34</b>
	PI	LAKE COUNTY	IL	1997	M97DC170205	\$371,150.46
				1998	M98DC170205	\$123,883.56
				1999	M99DC170205	\$125,857.74
				2000	M00DC170205	\$257,359.35
				2001	M01DC170205	\$148,904.81
				2002	M02DC170205	\$107,976.60
				2003	M03DC170205	\$100,151.46
				2004	M04DC170205	\$170,007.13
				2005	M05DC170205	\$511,791.61
				2006	M06DC170205	\$242,558.78
				2007	M07DC170205	\$479,993.18
				2008	M08DC170205	\$126,990.90
				2009	M09DC170205	\$72,023.00
				2010	M10DC170205	\$27,247.02
				2011	M11DC170205	\$220,331.98
				2012	M12DC170205	\$46,308.75
				2013	M13DC170205	\$45,779.96
				2014	M14DC170205	\$28,290.06
				2015	M15DC170205	\$41,563.19
				2016	M16DC170205	\$3,429.00
				2017	M17DC170205	\$44,061.09
				2018	M18DC170205	\$0.00
				2019	M19DC170205	\$0.00
				2020	M20DC170205	\$0.00
				2021	M21DC170205	\$111,317.38
				2022	M22DC170205	\$6,499.66
				2023	M23DC170205	\$6,499.66
				2024	M24DC170205	\$0.00
				<b>LAKE COUNTY Sub</b>		<b>\$3,419,976.33</b>
		<b>PI Subtotal:</b>				<b>\$3,419,976.33</b>
	PA	LAKE COUNTY	IL	2015	M15DC170205	\$4,618.13
				2016	M16DC170205	\$4,554.90
				2017	M17DC170205	\$17,552.89
				2018	M18DC170205	\$0.00
				2019	M19DC170205	\$34.60
				<b>LAKE COUNTY Sub</b>		<b>\$26,760.52</b>
		<b>PA Subtotal:</b>				<b>\$26,760.52</b>
	IU	LAKE COUNTY	IL	2015	M15DC170205	\$65,000.00
				2017	M17DC170205	\$69,011.44
				2023	M23DC170205	\$179,688.00
				<b>LAKE COUNTY Sub</b>		<b>\$313,699.44</b>
		<b>IU Subtotal:</b>				<b>\$313,699.44</b>
	HP	LAKE COUNTY	IL	2015	M15DC170205	\$23,043.76
				2016	M16DC170205	\$17,816.50
				2017	M17DC170205	\$0.00
				2018	M18DC170205	\$0.00
				2019	M19DC170205	\$0.00
				2020	M20DC170205	\$20,312.00



U.S. DEPARTMENT OF HOUSING AND  
URBAN DEVELOPMENT  
OFFICE OF COMMUNITY PLANNING AND  
DEVELOPMENT  
PR01 - HUD Grants and Program Income

DATE: 7/11/2025  
TIME: 4:05:21 PM  
PAGE: 28/40

IDIS

Program	Fund Type	Grantee Name	Grantee State Code	Grant Year	Grant Number	Net Drawn Amount
HOME	RL	LAKE COUNTY	IL	2003	M03DC170205	\$104,747.34
				<b>LAKE COUNTY Sub</b>		<b>\$104,747.34</b>
		<b>RL Subtotal:</b>				<b>\$104,747.34</b>
	PI	LAKE COUNTY	IL	1997	M97DC170205	\$371,150.46
				1998	M98DC170205	\$123,883.56
				1999	M99DC170205	\$125,857.74
				2000	M00DC170205	\$257,359.35
				2001	M01DC170205	\$148,904.81
				2002	M02DC170205	\$107,976.60
				2003	M03DC170205	\$100,151.46
				2004	M04DC170205	\$170,007.13
				2005	M05DC170205	\$511,791.61
				2006	M06DC170205	\$242,558.78
				2007	M07DC170205	\$479,993.18
				2008	M08DC170205	\$126,990.90
				2009	M09DC170205	\$72,023.00
				2010	M10DC170205	\$27,247.02
				2011	M11DC170205	\$220,331.98
				2012	M12DC170205	\$46,308.75
				2013	M13DC170205	\$45,779.96
				2014	M14DC170205	\$28,290.06
				2015	M15DC170205	\$41,563.19
				2016	M16DC170205	\$40,994.10
				2017	M17DC170205	\$157,976.05
				2018	M18DC170205	\$86,810.76
				2019	M19DC170205	\$117,076.60
				2020	M20DC170205	\$65,376.50
				2021	M21DC170205	\$602,802.88
				2022	M22DC170205	\$6,499.66
				2023	M23DC170205	\$6,499.66
				2024	M24DC170205	\$0.00
				<b>LAKE COUNTY Sub</b>		<b>\$4,332,205.75</b>
		<b>PI Subtotal:</b>				<b>\$4,332,205.75</b>
	PA	LAKE COUNTY	IL	2015	M15DC170205	\$4,618.13
				2016	M16DC170205	\$4,554.90
				2017	M17DC170205	\$17,552.89
				2018	M18DC170205	\$9,529.90
				2019	M19DC170205	\$34.60
				<b>LAKE COUNTY Sub</b>		<b>\$36,290.42</b>
		<b>PA Subtotal:</b>				<b>\$36,290.42</b>
	IU	LAKE COUNTY	IL	2015	M15DC170205	\$65,000.00
				2017	M17DC170205	\$69,011.44
				2023	M23DC170205	\$179,688.00
				<b>LAKE COUNTY Sub</b>		<b>\$313,699.44</b>
		<b>IU Subtotal:</b>				<b>\$313,699.44</b>
	HP	LAKE COUNTY	IL	2015	M15DC170205	\$23,043.76
				2016	M16DC170205	\$17,816.50
				2017	M17DC170205	\$0.00
				2018	M18DC170205	\$0.00
				2019	M19DC170205	\$0.00
				2020	M20DC170205	\$20,312.00

U.S. DEPARTMENT OF HOUSING AND  
URBAN DEVELOPMENT  
OFFICE OF COMMUNITY PLANNING AND  
DEVELOPMENT  
PR01 - HUD Grants and Program Income

DATE: 7/11/2025  
TIME: 4:05:21 PM  
PAGE: 29/40

IDIS

Program	Fund Type	Grantee Name	Grantee State Code	Grant Year	Grant Number	FY YTD Net Draw Amount
HOME	RL	LAKE COUNTY	IL	2003	M03DC170205	\$0.00
				<b>LAKE COUNTY Sub</b>		<b>\$0.00</b>
		<b>RL Subtotal:</b>				<b>\$0.00</b>
	PI	LAKE COUNTY	IL	1997	M97DC170205	\$0.00
				1998	M98DC170205	\$0.00
				1999	M99DC170205	\$0.00
				2000	M00DC170205	\$0.00
				2001	M01DC170205	\$0.00
				2002	M02DC170205	\$0.00
				2003	M03DC170205	\$0.00
				2004	M04DC170205	\$0.00
				2005	M05DC170205	\$0.00
				2006	M06DC170205	\$0.00
				2007	M07DC170205	\$0.00
				2008	M08DC170205	\$0.00
				2009	M09DC170205	\$0.00
				2010	M10DC170205	\$0.00
				2011	M11DC170205	\$0.00
				2012	M12DC170205	\$0.00
				2013	M13DC170205	\$0.00
				2014	M14DC170205	\$0.00
				2015	M15DC170205	\$0.00
				2016	M16DC170205	\$0.00
				2017	M17DC170205	\$0.00
				2018	M18DC170205	\$0.00
				2019	M19DC170205	\$0.00
				2020	M20DC170205	\$0.00
				2021	M21DC170205	\$111,317.38
				2022	M22DC170205	\$6,499.66
				2023	M23DC170205	\$6,499.66
				2024	M24DC170205	\$0.00
				<b>LAKE COUNTY Sub</b>		<b>\$124,316.70</b>
		<b>PI Subtotal:</b>				<b>\$124,316.70</b>
	PA	LAKE COUNTY	IL	2015	M15DC170205	\$0.00
				2016	M16DC170205	\$0.00
				2017	M17DC170205	\$0.00
				2018	M18DC170205	\$0.00
				2019	M19DC170205	\$0.00
				<b>LAKE COUNTY Sub</b>		<b>\$0.00</b>
		<b>PA Subtotal:</b>				<b>\$0.00</b>
	IU	LAKE COUNTY	IL	2015	M15DC170205	\$0.00
				2017	M17DC170205	\$0.44
				2023	M23DC170205	\$0.00
				<b>LAKE COUNTY Sub</b>		<b>\$0.44</b>
		<b>IU Subtotal:</b>				<b>\$0.44</b>
	HP	LAKE COUNTY	IL	2015	M15DC170205	\$0.00
				2016	M16DC170205	\$0.00
				2017	M17DC170205	\$0.00
				2018	M18DC170205	\$0.00
				2019	M19DC170205	\$0.00
				2020	M20DC170205	\$0.00

U.S. DEPARTMENT OF HOUSING AND  
URBAN DEVELOPMENT  
OFFICE OF COMMUNITY PLANNING AND  
DEVELOPMENT  
PR01 - HUD Grants and Program Income

DATE: 7/11/2025  
TIME: 4:05:21 PM  
PAGE: 30/40

IDIS

Program	Fund Type	Grantee Name	Grantee State Code	Grant Year	Grant Number	Available to Commit
HOME	RL	LAKE COUNTY	IL	2003	M03DC170205	\$0.00
				<b>LAKE COUNTY Sub</b>		<b>\$0.00</b>
		<b>RL Subtotal:</b>				<b>\$0.00</b>
	PI	LAKE COUNTY	IL	1997	M97DC170205	\$0.00
				1998	M98DC170205	\$0.00
				1999	M99DC170205	\$0.00
				2000	M00DC170205	\$0.00
				2001	M01DC170205	\$0.00
				2002	M02DC170205	\$0.00
				2003	M03DC170205	\$0.00
				2004	M04DC170205	\$0.00
				2005	M05DC170205	\$0.00
				2006	M06DC170205	\$0.00
				2007	M07DC170205	\$0.00
				2008	M08DC170205	\$0.00
				2009	M09DC170205	\$0.00
				2010	M10DC170205	\$0.00
				2011	M11DC170205	\$0.00
				2012	M12DC170205	\$0.00
				2013	M13DC170205	\$0.00
				2014	M14DC170205	\$0.00
				2015	M15DC170205	\$0.00
				2016	M16DC170205	\$37,565.10
				2017	M17DC170205	\$113,914.96
				2018	M18DC170205	\$86,810.76
				2019	M19DC170205	\$117,076.60
				2020	M20DC170205	\$65,376.50
				2021	M21DC170205	\$491,485.50
				2022	M22DC170205	\$0.00
				2023	M23DC170205	\$0.00
				2024	M24DC170205	\$91,008.00
				<b>LAKE COUNTY Sub</b>		<b>\$1,003,237.42</b>
		<b>PI Subtotal:</b>				<b>\$1,003,237.42</b>
	PA	LAKE COUNTY	IL	2015	M15DC170205	\$0.00
				2016	M16DC170205	\$0.00
				2017	M17DC170205	\$0.00
				2018	M18DC170205	\$9,529.90
				2019	M19DC170205	\$0.00
				<b>LAKE COUNTY Sub</b>		<b>\$9,529.90</b>
		<b>PA Subtotal:</b>				<b>\$9,529.90</b>
	IU	LAKE COUNTY	IL	2015	M15DC170205	\$0.00
				2017	M17DC170205	\$0.00
				2023	M23DC170205	\$0.00
				<b>LAKE COUNTY Sub</b>		<b>\$0.00</b>
		<b>IU Subtotal:</b>				<b>\$0.00</b>
	HP	LAKE COUNTY	IL	2015	M15DC170205	\$0.00
				2016	M16DC170205	\$0.00
				2017	M17DC170205	\$0.00
				2018	M18DC170205	\$0.00
				2019	M19DC170205	\$0.00
				2020	M20DC170205	\$15,045.69

U.S. DEPARTMENT OF HOUSING AND  
URBAN DEVELOPMENT  
OFFICE OF COMMUNITY PLANNING AND  
DEVELOPMENT  
PR01 - HUD Grants and Program Income

DATE: 7/11/2025  
TIME: 4:05:21 PM  
PAGE: 31/40

IDIS

Program	Fund Type	Grantee Name	Grantee State Code	Grant Year	Grant Number	Available to Draw
HOME	RL	LAKE COUNTY	IL	2003	M03DC170205	\$0.00
				<b>LAKE COUNTY Sub</b>		<b>\$0.00</b>
		<b>RL Subtotal:</b>				<b>\$0.00</b>
	PI	LAKE COUNTY	IL	1997	M97DC170205	\$0.00
				1998	M98DC170205	\$0.00
				1999	M99DC170205	\$0.00
				2000	M00DC170205	\$0.00
				2001	M01DC170205	\$0.00
				2002	M02DC170205	\$0.00
				2003	M03DC170205	\$0.00
				2004	M04DC170205	\$0.00
				2005	M05DC170205	\$0.00
				2006	M06DC170205	\$0.00
				2007	M07DC170205	\$0.00
				2008	M08DC170205	\$0.00
				2009	M09DC170205	\$0.00
				2010	M10DC170205	\$0.00
				2011	M11DC170205	\$0.00
				2012	M12DC170205	\$0.00
				2013	M13DC170205	\$0.00
				2014	M14DC170205	\$0.00
				2015	M15DC170205	\$0.00
				2016	M16DC170205	\$0.00
				2017	M17DC170205	\$0.00
				2018	M18DC170205	\$0.00
				2019	M19DC170205	\$0.00
				2020	M20DC170205	\$0.00
				2021	M21DC170205	\$0.00
				2022	M22DC170205	\$0.00
				2023	M23DC170205	\$0.00
				2024	M24DC170205	\$91,008.00
				<b>LAKE COUNTY Sub</b>		<b>\$91,008.00</b>
		<b>PI Subtotal:</b>				<b>\$91,008.00</b>
	PA	LAKE COUNTY	IL	2015	M15DC170205	\$0.00
				2016	M16DC170205	\$0.00
				2017	M17DC170205	\$0.00
				2018	M18DC170205	\$0.00
				2019	M19DC170205	\$0.00
				<b>LAKE COUNTY Sub</b>		<b>\$0.00</b>
		<b>PA Subtotal:</b>				<b>\$0.00</b>
	IU	LAKE COUNTY	IL	2015	M15DC170205	\$0.00
				2017	M17DC170205	\$0.00
				2023	M23DC170205	\$0.00
				<b>LAKE COUNTY Sub</b>		<b>\$0.00</b>
		<b>IU Subtotal:</b>				<b>\$0.00</b>
	HP	LAKE COUNTY	IL	2015	M15DC170205	\$0.00
				2016	M16DC170205	\$0.00
				2017	M17DC170205	\$0.00
				2018	M18DC170205	\$0.00
				2019	M19DC170205	\$0.00
				2020	M20DC170205	\$15,045.69

U.S. DEPARTMENT OF HOUSING AND  
URBAN DEVELOPMENT  
OFFICE OF COMMUNITY PLANNING AND  
DEVELOPMENT  
PR01 - HUD Grants and Program Income

DATE: 7/11/2025  
TIME: 4:05:21 PM  
PAGE: 32/40

IDIS

Program	Fund Type	Grantee Name	Grantee State Code	Grant Year	Grant Number	Recapture Amount
HOME	RL	LAKE COUNTY	IL	2003	M03DC170205	\$0.00
				<b>LAKE COUNTY Sub</b>		<b>\$0.00</b>
		<b>RL Subtotal:</b>				<b>\$0.00</b>
	PI	LAKE COUNTY	IL	1997	M97DC170205	\$0.00
				1998	M98DC170205	\$0.00
				1999	M99DC170205	\$0.00
				2000	M00DC170205	\$0.00
				2001	M01DC170205	\$0.00
				2002	M02DC170205	\$0.00
				2003	M03DC170205	\$0.00
				2004	M04DC170205	\$0.00
				2005	M05DC170205	\$0.00
				2006	M06DC170205	\$0.00
				2007	M07DC170205	\$0.00
				2008	M08DC170205	\$0.00
				2009	M09DC170205	\$0.00
				2010	M10DC170205	\$0.00
				2011	M11DC170205	\$0.00
				2012	M12DC170205	\$0.00
				2013	M13DC170205	\$0.00
				2014	M14DC170205	\$0.00
				2015	M15DC170205	\$0.00
				2016	M16DC170205	\$0.00
				2017	M17DC170205	\$0.00
				2018	M18DC170205	\$0.00
				2019	M19DC170205	\$0.00
				2020	M20DC170205	\$0.00
				2021	M21DC170205	\$0.00
				2022	M22DC170205	\$0.00
				2023	M23DC170205	\$0.00
				2024	M24DC170205	\$0.00
				<b>LAKE COUNTY Sub</b>		<b>\$0.00</b>
		<b>PI Subtotal:</b>				<b>\$0.00</b>
	PA	LAKE COUNTY	IL	2015	M15DC170205	\$0.00
				2016	M16DC170205	\$0.00
				2017	M17DC170205	\$0.00
				2018	M18DC170205	\$0.00
				2019	M19DC170205	\$0.00
				<b>LAKE COUNTY Sub</b>		<b>\$0.00</b>
		<b>PA Subtotal:</b>				<b>\$0.00</b>
	IU	LAKE COUNTY	IL	2015	M15DC170205	\$0.00
				2017	M17DC170205	\$0.00
				2023	M23DC170205	\$0.00
				<b>LAKE COUNTY Sub</b>		<b>\$0.00</b>
		<b>IU Subtotal:</b>				<b>\$0.00</b>
	HP	LAKE COUNTY	IL	2015	M15DC170205	\$0.00
				2016	M16DC170205	\$0.00
				2017	M17DC170205	\$0.00
				2018	M18DC170205	\$0.00
				2019	M19DC170205	\$0.00
				2020	M20DC170205	\$0.00

U.S. DEPARTMENT OF HOUSING AND  
URBAN DEVELOPMENT  
OFFICE OF COMMUNITY PLANNING AND  
DEVELOPMENT  
PR01 - HUD Grants and Program Income

DATE: 7/11/2025  
TIME: 4:05:21 PM  
PAGE: 33/40

IDIS

Program	Fund Type	Grantee Name	Grantee State Code	Grant Year	Grant Number	Authorized Amount
HOME	HP	LAKE COUNTY	IL	2021	M21DC170205	\$21,683.75
				2022	M22DC170205	\$25,317.00
				2023	M23DC170205	\$4,347.50
				2024	M24DC170205	\$76,948.59
				LAKE COUNTY Sub		\$248,389.59
		HP Subtotal:		\$248,389.59		
		GRANTEE		\$165,430,590.12		

U.S. DEPARTMENT OF HOUSING AND  
URBAN DEVELOPMENT  
OFFICE OF COMMUNITY PLANNING AND  
DEVELOPMENT  
PR01 - HUD Grants and Program Income

DATE: 7/11/2025  
TIME: 4:05:21 PM  
PAGE: 34/40

IDIS

Program	Fund Type	Grantee Name	Grantee State Code	Grant Year	Grant Number	Suballocated Amount
HOME	HP	LAKE COUNTY	IL	2021	M21DC170205	\$0.00
				2022	M22DC170205	\$0.00
				2023	M23DC170205	\$0.00
				2024	M24DC170205	\$0.00
				LAKE COUNTY Sub		\$43,874.80
				HP Subtotal:		\$43,874.80
GRANTEE						\$30,905,019.45

U.S. DEPARTMENT OF HOUSING AND  
URBAN DEVELOPMENT  
OFFICE OF COMMUNITY PLANNING AND  
DEVELOPMENT  
PR01 - HUD Grants and Program Income

DATE: 7/11/2025  
TIME: 4:05:21 PM  
PAGE: 35/40

IDIS

Program	Fund Type	Grantee Name	Grantee State Code	Grant Year	Grant Number	Amount Committed to Activities
HOME	HP	LAKE COUNTY	IL	2021	M21DC170205	\$0.00
				2022	M22DC170205	\$0.00
				2023	M23DC170205	\$0.00
				2024	M24DC170205	\$0.00
				LAKE COUNTY Sub		\$61,172.26
		HP Subtotal:		\$61,172.26		
		GRANTEE		\$125,116,133.70		



U.S. DEPARTMENT OF HOUSING AND  
URBAN DEVELOPMENT  
OFFICE OF COMMUNITY PLANNING AND  
DEVELOPMENT  
PR01 - HUD Grants and Program Income

DATE: 7/11/2025  
TIME: 4:05:21 PM  
PAGE: 36/40

IDIS

Program	Fund Type	Grantee Name	Grantee State Code	Grant Year	Grant Number	Net Drawn Amount
HOME	HP	LAKE COUNTY	IL	2021	M21DC170205	\$0.00
				2022	M22DC170205	\$0.00
				2023	M23DC170205	\$0.00
				2024	M24DC170205	\$0.00
				LAKE COUNTY Sub		\$61,172.26
		HP Subtotal:		\$61,172.26		
		GRANTEE		\$125,116,807.23		

U.S. DEPARTMENT OF HOUSING AND  
URBAN DEVELOPMENT  
OFFICE OF COMMUNITY PLANNING AND  
DEVELOPMENT  
PR01 - HUD Grants and Program Income

DATE: 7/11/2025  
TIME: 4:05:21 PM  
PAGE: 37/40

IDIS

Program	Fund Type	Grantee Name	Grantee State Code	Grant Year	Grant Number	FY YTD Net Draw Amount
HOME	HP	LAKE COUNTY	IL	2021	M21DC170205	\$0.00
				2022	M22DC170205	\$0.00
				2023	M23DC170205	\$0.00
				2024	M24DC170205	\$0.00
				LAKE COUNTY Sub		\$0.00
		HP Subtotal:		\$0.00		
		GRANTEE		\$2,257,509.87		

U.S. DEPARTMENT OF HOUSING AND  
 URBAN DEVELOPMENT  
 OFFICE OF COMMUNITY PLANNING AND  
 DEVELOPMENT  
 PR01 - HUD Grants and Program Income

DATE: 7/11/2025  
 TIME: 4:05:21 PM  
 PAGE: 38/40

IDIS

Program	Fund Type	Grantee Name	Grantee State Code	Grant Year	Grant Number	Available to Commit
HOME	HP	LAKE COUNTY	IL	2021	M21DC170205	\$21,683.75
				2022	M22DC170205	\$25,317.00
				2023	M23DC170205	\$4,347.50
				2024	M24DC170205	\$76,948.59
				LAKE COUNTY Sub		\$143,342.53
HP Subtotal:					\$143,342.53	
GRANTEE						\$10,331,196.29

U.S. DEPARTMENT OF HOUSING AND  
 URBAN DEVELOPMENT  
 OFFICE OF COMMUNITY PLANNING AND  
 DEVELOPMENT  
 PR01 - HUD Grants and Program Income

DATE: 7/11/2025  
 TIME: 4:05:21 PM  
 PAGE: 39/40

IDIS

Program	Fund Type	Grantee Name	Grantee State Code	Grant Year	Grant Number	Available to Draw
HOME	HP	LAKE COUNTY	IL	2021	M21DC170205	\$21,683.75
				2022	M22DC170205	\$25,317.00
				2023	M23DC170205	\$4,347.50
				2024	M24DC170205	\$76,948.59
				LAKE COUNTY Sub		\$143,342.53
HP Subtotal:		\$143,342.53				
GRANTEE						\$10,330,522.76

U.S. DEPARTMENT OF HOUSING AND  
URBAN DEVELOPMENT  
OFFICE OF COMMUNITY PLANNING AND  
DEVELOPMENT  
PR01 - HUD Grants and Program Income

DATE: 7/11/2025  
TIME: 4:05:21 PM  
PAGE: 40/40

IDIS

Program	Fund Type	Grantee Name	Grantee State Code	Grant Year	Grant Number	Recapture Amount
HOME	HP	LAKE COUNTY	IL	2021	M21DC170205	\$0.00
				2022	M22DC170205	\$0.00
				2023	M23DC170205	\$0.00
				2024	M24DC170205	\$0.00
				LAKE COUNTY Sub		\$0.00
		HP Subtotal:		\$0.00		
		GRANTEE		\$0.00		

U.S. Department of Housing and Urban Development  
Office of Community Planning and Development  
Integrated Disbursement and Information System  
List of Activities By Program Year And Project  
LAKE COUNTY,IL

REPORT FOR CPD PROGRAM: CDBG, HESG, HOME  
PGM YR: 2024  
Formula and Competitive Grants only

Plan Year	IDIS Project	Project	IDIS Activity ID	Activity Name	Activity Status	Program	Funded Amount	Draw Amount	Balance
2024	1	PY24 ESG	4482	PY24 ESG - Admin	Open	HESG	\$16,841.00	\$16,841.00	\$0.00
			4483	PY24 ESG - Shelter	Open	HESG	\$74,192.00	\$73,132.20	\$1,059.80
			4484	PY24 ESG - HMIS	Open	HESG	\$25,000.00	\$25,000.00	\$0.00
			4485	PY24 ESG - Rapid Rehousing	Open	HESG	\$48,519.00	\$20,770.25	\$27,748.75
			4486	PY24 ESG Outreach	Completed	HESG	\$60,000.00	\$60,000.00	\$0.00
			Project Total				\$224,552.00	\$195,743.45	\$28,808.55
	2	PY24 Public Services	4468	AAHAA - Healthcare Expansion	Open	CDBG	\$18,371.00	\$17,249.81	\$1,121.19
			4469	CEL - Adaptive Equipment	Completed	CDBG	\$25,870.00	\$25,870.00	\$0.00
			4470	Eldercare - Transportation	Completed	CDBG	\$25,000.00	\$25,000.00	\$0.00
			4471	GLASA - Adaptive Sports Participation	Open	CDBG	\$14,000.00	\$11,638.85	\$2,361.15
			4472	Mano a Mano - Productive Parents	Completed	CDBG	\$30,000.00	\$30,000.00	\$0.00
			4473	NLSAC - Housing Legal Services	Open	CDBG	\$20,000.00	\$7,229.32	\$12,770.68
			4474	PADS Prevention and Diversion	Open	CDBG	\$15,000.00	\$0.00	\$15,000.00
			4475	PADS Client Transportation	Completed	CDBG	\$20,000.00	\$20,000.00	\$0.00
			4477	PSLS Lake County Housing Advocacy	Completed	CDBG	\$30,000.00	\$30,000.00	\$0.00
			4478	PADS - Case Management NC	Completed	CDBG	\$9,144.00	\$9,144.00	\$0.00
			4479	Z-Center - Sexual Assault Counseling for Child NC	Completed	CDBG	\$9,608.00	\$9,608.00	\$0.00
			4480	PSLS - Housing Legal Advocacy Project NC	Open	CDBG	\$9,608.00	\$5,779.03	\$3,828.97
			4481	YouthBuild - Training NC	Completed	CDBG	\$9,608.00	\$9,608.00	\$0.00
			4521	YouthBuild - Training	Completed	CDBG	\$20,000.00	\$20,000.00	\$0.00
			Project Total				\$256,209.00	\$221,127.01	\$35,081.99
	3	Acquisition of Affordable Rental Housing	4487	Clearbrook - CILA	Completed	CDBG	\$200,000.00	\$200,000.00	\$0.00
			4519	CPAH - Riverside CILA	Open	CDBG	\$600,000.00	\$300,000.00	\$300,000.00
			Project Total				\$800,000.00	\$500,000.00	\$300,000.00
	4	Affordable Housing Rehabilitation and Resale	4527	YCC - Rehab and Resale	Open	CDBG	\$90,000.00	\$24,368.95	\$65,631.05
	Project Total				\$90,000.00	\$24,368.95	\$65,631.05		
	5	Down Payment Assistance	4503	CPAH-HBDPA- 2101 WRIGHT AVE., NORTH CHICAGO	Completed	HOME	\$10,500.00	\$10,500.00	\$0.00
			4508	CPAH-HBDPA-	Canceled	HOME	\$0.00	\$0.00	\$0.00
			4512	CPAH-HBDPA- 1425 SEYMOUR, NORTH CHICAGO	Completed	HOME	\$12,250.00	\$12,250.00	\$0.00
			4513	CPAH-HBDPA- 25314 W. HIGHLAND AVE., ANTIOCH	Completed	HOME	\$13,200.00	\$13,200.00	\$0.00
			4515	CPAH-HBDPA- 2045 COUNTRYSIDE LN., RLB	Completed	HOME	\$11,750.00	\$11,750.00	\$0.00
			4516	CPAH-HBDPA- 35565 N. EVERETT AVE., INGLESIDE	Completed	HOME	\$9,250.00	\$9,250.00	\$0.00
			4517	CPAH-HBDPA- 2221 KEMBLE AVE., NORTH CHICAGO	Completed	HOME	\$11,800.00	\$11,800.00	\$0.00

U.S. Department of Housing and Urban Development  
Office of Community Planning and Development  
Integrated Disbursement and Information System  
List of Activities By Program Year And Project  
LAKE COUNTY,IL

Plan Year	IDIS Project	Project	IDIS Activity ID	Activity Name	Activity Status	Program	Funded Amount	Draw Amount	Balance	
2024	5	Down Payment Assistance	4518	CPAH-HBDPA- 426 FAIRHAVEN LN., MUNDELEIN	Completed	HOME	\$14,999.00	\$14,999.00	\$0.00	
			4520	CPAH-HBDPA- 2806 ELIM AVE., ZION	Completed	HOME	\$12,500.00	\$12,500.00	\$0.00	
			4524	CPAH-HBDPA- 416 RAVINE AVE., WAUKEGAN	Completed	HOME	\$12,750.00	\$12,750.00	\$0.00	
			4525	CPAH-HBDPA-1720 LINCOLN STREET, NORTH CHICAGO	Completed	HOME	\$12,250.00	\$12,250.00	\$0.00	
			4531	CPAH-HBDPA-105 W. HAWTHORNE DR., ROUND LAKE BEACH	Open	HOME	\$8,900.00	\$8,900.00	\$0.00	
			4535	CPAH-HBDPA-2915 GILEAD AVE., Z	Open	HOME	\$0.00	\$0.00	\$0.00	
			Project Total					\$130,149.00	\$130,149.00	\$0.00
	6	Community Housing Development Organizations (CHDO) Operating	4504	CPAH - CHDO - 2024	Open	HOME	\$30,000.00	\$30,000.00	\$0.00	
			4528	HODC - CHDO Operating - 2024	Open	HOME	\$30,000.00	\$30,000.00	\$0.00	
			Project Total					\$60,000.00	\$60,000.00	\$0.00
	7	Facility Improvements - Special Needs	4532	A Safe Place Facility Improvements(Buck Ave)	Open	CDBG	\$36,501.00	\$35,373.75	\$1,127.25	
			4533	A Safe Place Facility Improvements (Zion)	Open	CDBG	\$52,193.00	\$51,293.00	\$900.00	
			Project Total					\$88,694.00	\$86,666.75	\$2,027.25
	10	Owner Occupied Rehabilitation Program	4501	CPAH - OOR - PD	Open	CDBG	\$90,000.00	\$48,460.93	\$41,539.07	
			4526	WKGN - OOR - 2305 Seminole Rd	Open	HOME	\$51,415.00	\$51,415.00	\$0.00	
			4534	WKGN - OOR - 1710 N Frolic	Open	HOME	\$29,389.00	\$14,706.95	\$14,682.05	
			Project Total					\$170,804.00	\$114,582.88	\$56,221.12
	11	Prairie State Legal Services - Fair Housing	4476	PSLS Lake County Fair Housing Advocacy	Completed	CDBG	\$75,000.00	\$75,000.00	\$0.00	
				Project Total					\$75,000.00	\$75,000.00
	13	Program Administration	4466	HOME-ARP - Admin	Open	HOME	\$903,806.55	\$39,338.68	\$864,467.87	
				Project Total					\$903,806.55	\$39,338.68
	Program Total						CDBG	\$1,399,903.00	\$955,623.64	\$444,279.36
							HESG	\$224,552.00	\$195,743.45	\$28,808.55
							HOME	\$1,174,759.55	\$295,609.63	\$879,149.92
								\$2,799,214.55	\$1,446,976.72	\$1,352,237.83
	2024 Total						CDBG	\$1,399,903.00	\$955,623.64	\$444,279.36
							HESG	\$224,552.00	\$195,743.45	\$28,808.55
							HOME	\$1,174,759.55	\$295,609.63	\$879,149.92
	Program Grand Total							\$2,799,214.55	\$1,446,976.72	\$1,352,237.83
Grand Total							\$2,799,214.55	\$1,446,976.72	\$1,352,237.83	



U.S. Department of Housing and Urban Development  
Office of Community Planning and Development  
Integrated Disbursement and Information System  
CDBG Activity Summary Report (GPR) for Program Year 2024  
LAKE COUNTY

Date: 11-Jul-2025  
Time: 16:07  
Page: 1

**PGM Year:** 1994  
**Project:** 0002 - CONVERTED CDBG ACTIVITIES  
**IDIS Activity:** 2 - CDBG COMMITTED FUNDS ADJUSTMENT

**Status:** Open  
**Location:** ,

**Objective:**  
**Outcome:**  
**Matrix Code:** Other Public Improvements Not Listed  
in 03A-03S (03Z) **National Objective:**

**Activity to prevent, prepare for, and respond to Coronavirus:** No

**Initial Funding Date:** 01/01/0001

**Description:**

THIS PROJECT WAS THE SECOND PROJECT SET UP IN IDIS AT THE TIME IDIS REPLACED ENTERS (1994).  
THIS IDIS PROJECT WAS A HUD CREATED PROJECT, WHICH CAN NOT BE MARKED "COMPLETED" (TAU).

**Financing**

	Fund Type	Grant Year	Grant	Funded Amount	Drawn In Program Year	Drawn Thru Program Year
CDBG	EN	Pre-2015		\$20,024,445.69	\$0.00	\$0.00
		1987	B87UC170003		\$0.00	\$2,277,000.00
		1988	B88UC170003		\$0.00	\$1,885,000.00
		1989	B89UC170003		\$0.00	\$1,960,000.00
		1990	B90UC170003		\$0.00	\$1,901,000.00
		1991	B91UC170003		\$0.00	\$2,138,000.00
		1992	B92UC170003		\$0.00	\$2,324,000.00
		1993	B93UC170003		\$0.00	\$2,678,000.00
		1994	B94UC170003		\$0.00	\$2,908,000.00
		1995	B95UC170003		\$0.00	\$1,953,445.69
		1999	B99UC170003		\$0.00	(\$1,685.62)
		2000	B00UC170003		\$0.00	\$1,685.62
<b>Total</b>	<b>Total</b>			<b>\$20,024,445.69</b>	<b>\$0.00</b>	<b>\$20,024,445.69</b>

**Proposed Accomplishments**

**Actual Accomplishments**

*Number assisted:*

	Owner		Renter		Total		Person	
	Total	Hispanic	Total	Hispanic	Total	Hispanic	Total	Hispanic
White:					0	0		
Black/African American:					0	0		
Asian:					0	0		





U.S. Department of Housing and Urban Development  
Office of Community Planning and Development  
Integrated Disbursement and Information System  
CDBG Activity Summary Report (GPR) for Program Year 2024  
LAKE COUNTY

Date: 11-Jul-2025  
Time: 16:07  
Page: 2

American Indian/Alaskan Native:	0	0							
Native Hawaiian/Other Pacific Islander:	0	0							
American Indian/Alaskan Native & White:	0	0							
Asian White:	0	0							
Black/African American & White:	0	0							
American Indian/Alaskan Native & Black/African American:	0	0							
Other multi-racial:	0	0							
Asian/Pacific Islander:	0	0							
Hispanic:	0	0							
<b>Total:</b>	<b>0</b>	<b>0</b>	<b>0</b>	<b>0</b>	<b>0</b>	<b>0</b>	<b>0</b>	<b>0</b>	<b>0</b>
Female-headed Households:	0		0		0				
<i>Income Category:</i>									
	<b>Owner</b>	<b>Renter</b>	<b>Total</b>		<b>Person</b>				
Extremely Low			0						
Low Mod			0						
Moderate			0						
Non Low Moderate			0						
Total	0	0	0		0				
Percent Low/Mod									

**Annual Accomplishments**

<b>Years</b>	<b>Accomplishment Narrative</b>	<b># Benefitting</b>
1994	SEE LARGE NARRATIVE (F14) THE "CONVERTED ACTIVITIES" WERE PROGRAM-WIDE IDIS PROJECT TITLES (SEE IDIS #1 - IDIS #5 RECORDS). THE "...COMMITTED FUNDS ADJUSTMENT" WERE IDIS PROGRAM-WIDE ACTIVITY NAMES (SEE IDIS #1 - IDIS #4 REOCRDS). NO LAKE COUNTY UPDATES OCCURRED BETWEEN ITS ORIGINAL CREATION AND THE 2005 ACA/CAPER LETTER FROM HUD-CHICAGO --- WHICH PROMPTED A LINE-BY-LINE REVIEW OF "UNDERWAY" IDIS RECORDS. IDIS FINANCIAL RECORDS INDICATE THAT THE 1987 - 1995 EN FUNDING (\$20,024,445.69) WERE 1987 - 1994 PROGRAM AWARDS AND THE 1995 REMAINING PROGRAM BALANCE THAT WERE THEN IN PLACE THAT WERE POSTED IN IDIS ON 3/22/97. ACCORDING TO TAU, LAKE COUNTY CAN UPDATE THE PROJECT DESCRIPTION AND THE ACCOMPLISHMENT NARRATIVE BUT LAKE COUNTY CAN NOT MARK THE PROJECT AS "COMPLETED".	



U.S. Department of Housing and Urban Development  
Office of Community Planning and Development  
Integrated Disbursement and Information System  
CDBG Activity Summary Report (GPR) for Program Year 2024  
LAKE COUNTY

Date: 11-Jul-2025  
Time: 16:07  
Page: 3

**PGM Year:** 2019  
**Project:** 0005 - Provide Adequate Low/Mod Income Area Infrastructure  
**IDIS Activity:** 4128 - LCML - Lake County Land Bank

**Status:** Canceled 9/16/2024 3:56:41 PM  
**Location:** 1937 N Municipal Way Round Lake Beach, IL 60073-4915

**Objective:** Provide decent affordable housing  
**Outcome:** Affordability  
**Matrix Code:** CDBG Non-profit Organization  
Capacity Building (19C)

**National Objective:** LMH

**Activity to prevent, prepare for, and respond to Coronavirus:** No

**Initial Funding Date:** 10/06/2020

**Description:**

Acquisition of property.

**Financing**

	Fund Type	Grant Year	Grant	Funded Amount	Drawn In Program Year	Drawn Thru Program Year
CDBG	EN	2017	B17UC170003	\$20,666.70	\$0.00	\$20,666.70
<b>Total</b>	<b>Total</b>			<b>\$20,666.70</b>	<b>\$0.00</b>	<b>\$20,666.70</b>

**Proposed Accomplishments**

Organizations : 1

**Actual Accomplishments**

*Number assisted:*

	Owner		Renter		Total		Person	
	Total	Hispanic	Total	Hispanic	Total	Hispanic	Total	Hispanic
White:	1	1	0	0	1	1	0	0
Black/African American:	0	0	0	0	0	0	0	0
Asian:	0	0	0	0	0	0	0	0
American Indian/Alaskan Native:	0	0	0	0	0	0	0	0
Native Hawaiian/Other Pacific Islander:	0	0	0	0	0	0	0	0
American Indian/Alaskan Native & White:	0	0	0	0	0	0	0	0
Asian White:	0	0	0	0	0	0	0	0
Black/African American & White:	0	0	0	0	0	0	0	0
American Indian/Alaskan Native & Black/African American:	0	0	0	0	0	0	0	0
Other multi-racial:	0	0	0	0	0	0	0	0
Asian/Pacific Islander:	0	0	0	0	0	0	0	0
Hispanic:	0	0	0	0	0	0	0	0
<b>Total:</b>	<b>1</b>	<b>1</b>	<b>0</b>	<b>0</b>	<b>1</b>	<b>1</b>	<b>0</b>	<b>0</b>



U.S. Department of Housing and Urban Development  
Office of Community Planning and Development  
Integrated Disbursement and Information System  
CDBG Activity Summary Report (GPR) for Program Year 2024  
LAKE COUNTY

Date: 11-Jul-2025  
Time: 16:07  
Page: 4

Female-headed Households: 0 0 0

*Income Category:*

	Owner	Renter	Total	Person
Extremely Low	0	0	0	0
Low Mod	0	0	0	0
Moderate	1	0	1	0
Non Low Moderate	0	0	0	0
Total	1	0	1	0
Percent Low/Mod	100.0%		100.0%	

**Annual Accomplishments**

Years	Accomplishment Narrative	# Benefitting
2020	Provide legal services to assist in the acquisition of properties made available for affordable housing.	



U.S. Department of Housing and Urban Development  
Office of Community Planning and Development  
Integrated Disbursement and Information System  
CDBG Activity Summary Report (GPR) for Program Year 2024  
LAKE COUNTY

Date: 11-Jul-2025  
Time: 16:07  
Page: 5

<b>PGM Year:</b>	2019		
<b>Project:</b>	0011 - Grant & Program Administration		
<b>IDIS Activity:</b>	4195 - CDBG-CV1 Admin		
<b>Status:</b>	Completed 11/6/2024 12:00:00 AM	<b>Objective:</b>	
<b>Location:</b>	,	<b>Outcome:</b>	
		<b>Matrix Code:</b>	General Program Administration (21A)
		<b>National Objective:</b>	

**Activity to prevent, prepare for, and respond to Coronavirus:** Yes

**Initial Funding Date:** 12/17/2020

**Description:**

Program administration.

**Financing**

	Fund Type	Grant Year	Grant	Funded Amount	Drawn In Program Year	Drawn Thru Program Year
CDBG	EN	2020	B20UW170003	\$954,531.00	\$375,315.00	\$954,531.00
<b>Total</b>	<b>Total</b>			<b>\$954,531.00</b>	<b>\$375,315.00</b>	<b>\$954,531.00</b>

**Proposed Accomplishments**

**Actual Accomplishments**

*Number assisted:*

	<b>Owner</b>		<b>Renter</b>		<b>Total</b>		<b>Person</b>	
	Total	Hispanic	Total	Hispanic	Total	Hispanic	Total	Hispanic
White:					0	0		
Black/African American:					0	0		
Asian:					0	0		
American Indian/Alaskan Native:					0	0		
Native Hawaiian/Other Pacific Islander:					0	0		
American Indian/Alaskan Native & White:					0	0		
Asian White:					0	0		
Black/African American & White:					0	0		
American Indian/Alaskan Native & Black/African American:					0	0		
Other multi-racial:					0	0		
Asian/Pacific Islander:					0	0		
Hispanic:					0	0		
<b>Total:</b>	<b>0</b>	<b>0</b>	<b>0</b>	<b>0</b>	<b>0</b>	<b>0</b>	<b>0</b>	<b>0</b>

Female-headed Households:

0



U.S. Department of Housing and Urban Development  
Office of Community Planning and Development  
Integrated Disbursement and Information System  
CDBG Activity Summary Report (GPR) for Program Year 2024  
LAKE COUNTY

Date: 11-Jul-2025  
Time: 16:07  
Page: 6

Income Category:

	Owner	Renter	Total	Person
Extremely Low			0	
Low Mod			0	
Moderate			0	
Non Low Moderate			0	
Total	0	0	0	0
Percent Low/Mod				

Annual Accomplishments

No data returned for this view. This might be because the applied filter excludes all data.



U.S. Department of Housing and Urban Development  
Office of Community Planning and Development  
Integrated Disbursement and Information System  
CDBG Activity Summary Report (GPR) for Program Year 2024  
LAKE COUNTY

Date: 11-Jul-2025  
Time: 16:07  
Page: 7

**PGM Year:** 2019

**Project:** 0003 - Assist People Without a Home

**IDIS Activity:** 4218 - PADS - CV Shelter

**Status:** Open

**Location:** 1800 Grand Ave Waukegan, IL 60085-3582

**Objective:** Create suitable living environments

**Outcome:** Availability/accessibility

**Matrix Code:** Operating Costs of Homeless/AIDS  
Patients Programs (03T)

**National Objective:** LMC

**Activity to prevent, prepare for, and respond to Coronavirus:** Yes

**Initial Funding Date:** 05/11/2021

**Description:**

PADS Lake County will pay for costs associated with hotel placement for people experiencing homelessness during the COVID-19 pandemic.

**Financing**

	Fund Type	Grant Year	Grant	Funded Amount	Drawn In Program Year	Drawn Thru Program Year
CDBG	EN	2020	B20UW170003	\$300,182.00	\$40,182.00	\$300,182.00
<b>Total</b>	<b>Total</b>			<b>\$300,182.00</b>	<b>\$40,182.00</b>	<b>\$300,182.00</b>

**Proposed Accomplishments**

People (General) : 200

**Actual Accomplishments**

*Number assisted:*

	Owner		Renter		Total		Person	
	Total	Hispanic	Total	Hispanic	Total	Hispanic	Total	Hispanic
White:	0	0	0	0	0	0	197	89
Black/African American:	0	0	0	0	0	0	519	13
Asian:	0	0	0	0	0	0	3	0
American Indian/Alaskan Native:	0	0	0	0	0	0	4	0
Native Hawaiian/Other Pacific Islander:	0	0	0	0	0	0	0	0
American Indian/Alaskan Native & White:	0	0	0	0	0	0	0	0
Asian White:	0	0	0	0	0	0	0	0
Black/African American & White:	0	0	0	0	0	0	0	0
American Indian/Alaskan Native & Black/African American:	0	0	0	0	0	0	0	0
Other multi-racial:	0	0	0	0	0	0	365	0
Asian/Pacific Islander:	0	0	0	0	0	0	0	0
Hispanic:	0	0	0	0	0	0	0	0
<b>Total:</b>	<b>0</b>	<b>0</b>	<b>0</b>	<b>0</b>	<b>0</b>	<b>0</b>	<b>1,088</b>	<b>102</b>



U.S. Department of Housing and Urban Development  
Office of Community Planning and Development  
Integrated Disbursement and Information System  
CDBG Activity Summary Report (GPR) for Program Year 2024  
LAKE COUNTY

Date: 11-Jul-2025  
Time: 16:07  
Page: 8

Female-headed Households: 0 0 0

Income Category:

	Owner	Renter	Total	Person
Extremely Low	0	0	0	1,044
Low Mod	0	0	0	0
Moderate	0	0	0	0
Non Low Moderate	0	0	0	0
Total	0	0	0	1,044
Percent Low/Mod				100.0%

Annual Accomplishments

Years	Accomplishment Narrative	# Benefitting
2020	Agency will provide shelter to people experiencing homelessness.	
2022	Agency will provide shelter to people experiencing homelessness.	
2024	Agency will provide shelter to people experiencing homelessness.	



U.S. Department of Housing and Urban Development  
Office of Community Planning and Development  
Integrated Disbursement and Information System  
CDBG Activity Summary Report (GPR) for Program Year 2024  
LAKE COUNTY

Date: 11-Jul-2025  
Time: 16:07  
Page: 9

**PGM Year:** 2020  
**Project:** 0049 - CV - Rental & Mortgage Assistance  
**IDIS Activity:** 4300 - CPAH - Mortgage Assist. & Housing Counseling

**Status:** Completed 4/28/2025 12:00:00 AM  
**Location:** 800 S Milwaukee Ave Ste 201 Suite 201 Libertyville, IL 60048-3217

**Objective:** Provide decent affordable housing  
**Outcome:** Affordability  
**Matrix Code:** Homeownership Assistance-excluding Housing Counseling under 24 CFR 5.100 (13B)

**National Objective:** LMH

**Activity to prevent, prepare for, and respond to Coronavirus:** Yes

**Initial Funding Date:** 01/24/2022

**Description:**

Mortgage foreclosure counseling and assistance.

**Financing**

	Fund Type	Grant Year	Grant	Funded Amount	Drawn In Program Year	Drawn Thru Program Year
CDBG	EN	2020	B20UW170003	\$252,409.06	\$26,901.67	\$252,409.06
<b>Total</b>	<b>Total</b>			<b>\$252,409.06</b>	<b>\$26,901.67</b>	<b>\$252,409.06</b>

**Proposed Accomplishments**

Households (General) : 40

**Actual Accomplishments**

*Number assisted:*

	Owner		Renter		Total		Person	
	Total	Hispanic	Total	Hispanic	Total	Hispanic	Total	Hispanic
White:	1	0	0	0	1	0	0	0
Black/African American:	0	0	0	0	0	0	0	0
Asian:	0	0	0	0	0	0	0	0
American Indian/Alaskan Native:	0	0	0	0	0	0	0	0
Native Hawaiian/Other Pacific Islander:	0	0	0	0	0	0	0	0
American Indian/Alaskan Native & White:	0	0	0	0	0	0	0	0
Asian White:	0	0	0	0	0	0	0	0
Black/African American & White:	0	0	0	0	0	0	0	0
American Indian/Alaskan Native & Black/African American:	0	0	0	0	0	0	0	0
Other multi-racial:	0	0	0	0	0	0	0	0
Asian/Pacific Islander:	0	0	0	0	0	0	0	0
Hispanic:	0	0	0	0	0	0	0	0
<b>Total:</b>	<b>1</b>	<b>0</b>	<b>0</b>	<b>0</b>	<b>1</b>	<b>0</b>	<b>0</b>	<b>0</b>





U.S. Department of Housing and Urban Development  
Office of Community Planning and Development  
Integrated Disbursement and Information System  
CDBG Activity Summary Report (GPR) for Program Year 2024  
LAKE COUNTY

Date: 11-Jul-2025  
Time: 16:07  
Page: 10

Female-headed Households: 0 0 0

*Income Category:*

	Owner	Renter	Total	Person
Extremely Low	0	0	0	0
Low Mod	0	0	0	0
Moderate	1	0	1	0
Non Low Moderate	0	0	0	0
Total	1	0	1	0
Percent Low/Mod	100.0%		100.0%	

**Annual Accomplishments**

Years	Accomplishment Narrative	# Benefitting
2021	Foreclosure counseling and assistance	



U.S. Department of Housing and Urban Development  
Office of Community Planning and Development  
Integrated Disbursement and Information System  
CDBG Activity Summary Report (GPR) for Program Year 2024  
LAKE COUNTY

Date: 11-Jul-2025  
Time: 16:07  
Page: 11

**PGM Year:** 2021  
**Project:** 0016 - Acquisition of Affordable Rental Housing  
**IDIS Activity:** 4310 - UMMA - LCHA SFH Rental Acquisition - 38158 N. Lincoln

**Status:** Open  
**Location:** 38158 N Lincoln Ave Beach Park, IL 60087-1661

**Objective:** Provide decent affordable housing

**Outcome:** Affordability

**Matrix Code:** Rehab; Single-Unit Residential (14A)

**National Objective:** LMH

**Activity to prevent, prepare for, and respond to Coronavirus:** No

**Initial Funding Date:** 04/27/2022

**Description:**

Acquisition and rehabilitation of a single family home.  
The unit will be occupied by a income qualified household.

**Financing**

	Fund Type	Grant Year	Grant	Funded Amount	Drawn In Program Year	Drawn Thru Program Year
CDBG	EN	2015	B15UC170003	\$113,264.00	\$0.00	\$113,264.00
		2018	B18UC170003	\$33,667.00	\$24,901.00	\$24,901.00
		2020	B20UC170003	\$28,069.00	\$0.00	\$28,069.00
<b>Total</b>	<b>Total</b>			<b>\$175,000.00</b>	<b>\$24,901.00</b>	<b>\$166,234.00</b>

**Proposed Accomplishments**

Housing Units : 1

**Actual Accomplishments**

*Number assisted:*

	Owner		Renter		Total		Person	
	Total	Hispanic	Total	Hispanic	Total	Hispanic	Total	Hispanic
White:	0	0	0	0	0	0		0
Black/African American:	0	0	1	0	1	0	0	0
Asian:	0	0	0	0	0	0	0	0
American Indian/Alaskan Native:	0	0	0	0	0	0	0	0
Native Hawaiian/Other Pacific Islander:	0	0	0	0	0	0	0	0
American Indian/Alaskan Native & White:	0	0	0	0	0	0	0	0
Asian White:	0	0	0	0	0	0	0	0
Black/African American & White:	0	0	0	0	0	0	0	0
American Indian/Alaskan Native & Black/African American:	0	0	0	0	0	0	0	0
Other multi-racial:	0	0	0	0	0	0	0	0
Asian/Pacific Islander:	0	0	0	0	0	0	0	0



U.S. Department of Housing and Urban Development  
Office of Community Planning and Development  
Integrated Disbursement and Information System  
CDBG Activity Summary Report (GPR) for Program Year 2024  
LAKE COUNTY

Date: 11-Jul-2025  
Time: 16:07  
Page: 12

Hispanic:	0	0	0	0	0	0	0	0
<b>Total:</b>	<b>0</b>	<b>0</b>	<b>1</b>	<b>0</b>	<b>1</b>	<b>0</b>	<b>0</b>	<b>0</b>
Female-headed Households:	0		0		0			

*Income Category:*

	Owner	Renter	Total	Person
Extremely Low	0	1	1	0
Low Mod	0	0	0	0
Moderate	0	0	0	0
Non Low Moderate	0	0	0	0
Total	0	1	1	0
Percent Low/Mod		100.0%	100.0%	

**Annual Accomplishments**

Years	Accomplishment Narrative	# Benefitting
2021	Acquisition and rehab of a single family home. The unit will be rented to an income qualified household.	



U.S. Department of Housing and Urban Development  
Office of Community Planning and Development  
Integrated Disbursement and Information System  
CDBG Activity Summary Report (GPR) for Program Year 2024  
LAKE COUNTY

Date: 11-Jul-2025  
Time: 16:07  
Page: 13

**PGM Year:** 2020  
**Project:** 0049 - CV - Rental & Mortgage Assistance  
**IDIS Activity:** 4328 - LCHA - Mortgage Relief Program

**Status:** Open  
**Location:** 33928 Route 45 Grayslake, IL 60030

**Objective:** Provide decent affordable housing  
**Outcome:** Affordability  
**Matrix Code:** Housing Counseling only, under 24 CFR 5.100 (05U)

**National Objective:** LMC

**Activity to prevent, prepare for, and respond to Coronavirus:** Yes

**Initial Funding Date:** 07/29/2022

**Description:**

COVID-19 related foreclosure prevention counseling.

**Financing**

	Fund Type	Grant Year	Grant	Funded Amount	Drawn In Program Year	Drawn Thru Program Year
CDBG	EN	2020	B20UW170003	\$300,000.00	\$54,094.80	\$264,314.18
<b>Total</b>	<b>Total</b>			<b>\$300,000.00</b>	<b>\$54,094.80</b>	<b>\$264,314.18</b>

**Proposed Accomplishments**

People (General) : 150

**Actual Accomplishments**

*Number assisted:*

	Owner		Renter		Total		Person	
	Total	Hispanic	Total	Hispanic	Total	Hispanic	Total	Hispanic
White:	0	0	0	0	0	0	95	23
Black/African American:	0	0	0	0	0	0	25	1
Asian:	0	0	0	0	0	0	7	0
American Indian/Alaskan Native:	0	0	0	0	0	0	1	0
Native Hawaiian/Other Pacific Islander:	0	0	0	0	0	0	1	0
American Indian/Alaskan Native & White:	0	0	0	0	0	0	0	0
Asian White:	0	0	0	0	0	0	0	0
Black/African American & White:	0	0	0	0	0	0	0	0
American Indian/Alaskan Native & Black/African American:	0	0	0	0	0	0	0	0
Other multi-racial:	0	0	0	0	0	0	9	1
Asian/Pacific Islander:	0	0	0	0	0	0	0	0
Hispanic:	0	0	0	0	0	0	0	0
<b>Total:</b>	<b>0</b>	<b>0</b>	<b>0</b>	<b>0</b>	<b>0</b>	<b>0</b>	<b>138</b>	<b>25</b>



U.S. Department of Housing and Urban Development  
Office of Community Planning and Development  
Integrated Disbursement and Information System  
CDBG Activity Summary Report (GPR) for Program Year 2024  
LAKE COUNTY

Date: 11-Jul-2025  
Time: 16:07  
Page: 14

Female-headed Households: 0 0 0

*Income Category:*

	Owner	Renter	Total	Person
Extremely Low	0	0	0	59
Low Mod	0	0	0	41
Moderate	0	0	0	34
Non Low Moderate	0	0	0	4
Total	0	0	0	138
Percent Low/Mod				97.1%

**Annual Accomplishments**

Years	Accomplishment Narrative	# Benefitting
2023	Mortgage counseling services to low/mod income households.	



U.S. Department of Housing and Urban Development  
Office of Community Planning and Development  
Integrated Disbursement and Information System  
CDBG Activity Summary Report (GPR) for Program Year 2024  
LAKE COUNTY

Date: 11-Jul-2025  
Time: 16:07  
Page: 15

**PGM Year:** 2021  
**Project:** 0013 - Acquisition of Affordable Rental Housing  
**IDIS Activity:** 4349 - A Safe Place - LCHA Acquisition

**Status:** Completed 5/13/2024 12:00:00 AM  
**Location:** Address Suppressed

**Objective:** Provide decent affordable housing  
**Outcome:** Affordability  
**Matrix Code:** Homeless Facilities (not operating costs) (03C)

**National Objective:** LMC

**Activity to prevent, prepare for, and respond to Coronavirus:** No

**Initial Funding Date:** 11/15/2022

**Description:**

Acquisition and rehab of a single family home to be rented to victims of domestic violence.

**Financing**

	Fund Type	Grant Year	Grant	Funded Amount	Drawn In Program Year	Drawn Thru Program Year
CDBG	EN	2016	B16UC170003	\$83,687.70	\$0.00	\$83,687.70
		2019	B19UC170003	\$116,312.30	\$0.00	\$116,312.30
		2021	B21UC170003	\$2,050.00	\$0.00	\$2,050.00
<b>Total</b>	<b>Total</b>			<b>\$202,050.00</b>	<b>\$0.00</b>	<b>\$202,050.00</b>

**Proposed Accomplishments**

Public Facilities : 1

**Actual Accomplishments**

*Number assisted:*

	Owner		Renter		Total		Person	
	Total	Hispanic	Total	Hispanic	Total	Hispanic	Total	Hispanic
White:	0	0	0	0	0	0	5	3
Black/African American:	0	0	0	0	0	0	0	0
Asian:	0	0	0	0	0	0	0	0
American Indian/Alaskan Native:	0	0	0	0	0	0	0	0
Native Hawaiian/Other Pacific Islander:	0	0	0	0	0	0	0	0
American Indian/Alaskan Native & White:	0	0	0	0	0	0	0	0
Asian White:	0	0	0	0	0	0	0	0
Black/African American & White:	0	0	0	0	0	0	0	0
American Indian/Alaskan Native & Black/African American:	0	0	0	0	0	0	0	0
Other multi-racial:	0	0	0	0	0	0	0	0
Asian/Pacific Islander:	0	0	0	0	0	0	0	0



U.S. Department of Housing and Urban Development  
Office of Community Planning and Development  
Integrated Disbursement and Information System  
CDBG Activity Summary Report (GPR) for Program Year 2024  
LAKE COUNTY

Date: 11-Jul-2025  
Time: 16:07  
Page: 16

Hispanic:	0	0	0	0	0	0	0	0
<b>Total:</b>	<b>0</b>	<b>0</b>	<b>0</b>	<b>0</b>	<b>0</b>	<b>0</b>	<b>5</b>	<b>3</b>

Female-headed Households:	0	0	0
---------------------------	---	---	---

Income Category:

	Owner	Renter	Total	Person
Extremely Low	0	0	0	5
Low Mod	0	0	0	0
Moderate	0	0	0	0
Non Low Moderate	0	0	0	0
Total	0	0	0	5
Percent Low/Mod				100.0%

Annual Accomplishments

Years	Accomplishment Narrative	# Benefitting
2022	Acquisition and rehab of a single family home to be rented to victims of domestic violence.	



U.S. Department of Housing and Urban Development  
Office of Community Planning and Development  
Integrated Disbursement and Information System  
CDBG Activity Summary Report (GPR) for Program Year 2024  
LAKE COUNTY

Date: 11-Jul-2025  
Time: 16:07  
Page: 17

**PGM Year:** 2022  
**Project:** 0002 - PY22 Public Services  
**IDIS Activity:** 4353 - PADS Lake County Custom Travel - Uber

**Status:** Open  
**Location:** 1800 Grand Ave Waukegan, IL 60085-3582

**Objective:** Provide decent affordable housing  
**Outcome:** Availability/accessibility  
**Matrix Code:** Transportation Services (05E)

**National Objective:** LMC

**Activity to prevent, prepare for, and respond to Coronavirus:** No

**Initial Funding Date:** 11/16/2022

**Description:**

PADS Lake County will provide transportation services to allow more clients to take advantage of shelter services and reduce barriers to attend health and housing appointments, work and/or school.

**Financing**

	Fund Type	Grant Year	Grant	Funded Amount	Drawn In Program Year	Drawn Thru Program Year
CDBG	EN	2022	B22UC170003	\$10,000.00	\$2,026.33	\$10,000.00
<b>Total</b>	<b>Total</b>			<b>\$10,000.00</b>	<b>\$2,026.33</b>	<b>\$10,000.00</b>

**Proposed Accomplishments**

People (General) : 140

**Actual Accomplishments**

*Number assisted:*

	Owner		Renter		Total		Person	
	Total	Hispanic	Total	Hispanic	Total	Hispanic	Total	Hispanic
White:	0	0	0	0	0	0	75	16
Black/African American:	0	0	0	0	0	0	92	0
Asian:	0	0	0	0	0	0	0	0
American Indian/Alaskan Native:	0	0	0	0	0	0	0	0
Native Hawaiian/Other Pacific Islander:	0	0	0	0	0	0	0	0
American Indian/Alaskan Native & White:	0	0	0	0	0	0	0	0
Asian White:	0	0	0	0	0	0	0	0
Black/African American & White:	0	0	0	0	0	0	0	0
American Indian/Alaskan Native & Black/African American:	0	0	0	0	0	0	0	0
Other multi-racial:	0	0	0	0	0	0	4	1
Asian/Pacific Islander:	0	0	0	0	0	0	0	0
Hispanic:	0	0	0	0	0	0	0	0





U.S. Department of Housing and Urban Development  
Office of Community Planning and Development  
Integrated Disbursement and Information System  
CDBG Activity Summary Report (GPR) for Program Year 2024  
LAKE COUNTY

Date: 11-Jul-2025  
Time: 16:07  
Page: 18

**Total:** 0 0 0 0 0 0 171 17

Female-headed Households: 0 0 0 0

Income Category:

	Owner	Renter	Total	Person
Extremely Low	0	0	0	171
Low Mod	0	0	0	0
Moderate	0	0	0	0
Non Low Moderate	0	0	0	0
Total	0	0	0	171
Percent Low/Mod				100.0%

Annual Accomplishments

Years	Accomplishment Narrative	# Benefitting
2022		



U.S. Department of Housing and Urban Development  
Office of Community Planning and Development  
Integrated Disbursement and Information System  
CDBG Activity Summary Report (GPR) for Program Year 2024  
LAKE COUNTY

Date: 11-Jul-2025  
Time: 16:07  
Page: 19

**PGM Year:** 2022  
**Project:** 0002 - PY22 Public Services  
**IDIS Activity:** 4364 - Catholic Charities - Homelessness Prevention

**Status:** Completed 11/13/2024 12:00:00 AM  
**Location:** 671 S Lewis Ave Waukegan, IL 60085-6101

**Objective:** Provide decent affordable housing  
**Outcome:** Affordability  
**Matrix Code:** Subsistence Payment (05Q)

**National Objective:** LMC

**Activity to prevent, prepare for, and respond to Coronavirus:** No

**Initial Funding Date:** 01/05/2023

**Description:**

Agency will provide homelessness prevention services in the form of short-term rental assistance and housing stabilization case management services to individuals and families at risk of becoming homeless.

**Financing**

	Fund Type	Grant Year	Grant	Funded Amount	Drawn In Program Year	Drawn Thru Program Year
CDBG	EN	2022	B22UC170003	\$99,992.72	\$0.00	\$99,992.72
<b>Total</b>	<b>Total</b>			<b>\$99,992.72</b>	<b>\$0.00</b>	<b>\$99,992.72</b>

**Proposed Accomplishments**

People (General) : 40

**Actual Accomplishments**

*Number assisted:*

	Owner		Renter		Total		Person	
	Total	Hispanic	Total	Hispanic	Total	Hispanic	Total	Hispanic
White:	0	0	0	0	0	0	7	6
Black/African American:	0	0	0	0	0	0	31	0
Asian:	0	0	0	0	0	0	0	0
American Indian/Alaskan Native:	0	0	0	0	0	0	0	0
Native Hawaiian/Other Pacific Islander:	0	0	0	0	0	0	0	0
American Indian/Alaskan Native & White:	0	0	0	0	0	0	0	0
Asian White:	0	0	0	0	0	0	0	0
Black/African American & White:	0	0	0	0	0	0	0	0
American Indian/Alaskan Native & Black/African American:	0	0	0	0	0	0	0	0
Other multi-racial:	0	0	0	0	0	0	0	0
Asian/Pacific Islander:	0	0	0	0	0	0	0	0
Hispanic:	0	0	0	0	0	0	0	0



U.S. Department of Housing and Urban Development  
Office of Community Planning and Development  
Integrated Disbursement and Information System  
CDBG Activity Summary Report (GPR) for Program Year 2024  
LAKE COUNTY

Date: 11-Jul-2025  
Time: 16:07  
Page: 20

<b>Total:</b>	<b>0</b>	<b>0</b>	<b>0</b>	<b>0</b>	<b>0</b>	<b>0</b>	<b>38</b>	<b>6</b>
---------------	----------	----------	----------	----------	----------	----------	-----------	----------

Female-headed Households:	0		0		0			
---------------------------	---	--	---	--	---	--	--	--

Income Category:

	Owner	Renter	Total	Person
Extremely Low	0	0	0	0
Low Mod	0	0	0	23
Moderate	0	0	0	15
Non Low Moderate	0	0	0	0
Total	0	0	0	38
Percent Low/Mod				100.0%

Annual Accomplishments

Years	Accomplishment Narrative	# Benefitting
2022	Agency will provide homelessness prevention services in the form of short-term rental assistance and housing stabilization case management services to individuals and families at risk of becoming homeless.	



U.S. Department of Housing and Urban Development  
Office of Community Planning and Development  
Integrated Disbursement and Information System  
CDBG Activity Summary Report (GPR) for Program Year 2024  
LAKE COUNTY

Date: 11-Jul-2025  
Time: 16:07  
Page: 21

**PGM Year:** 2019  
**Project:** 0008 - Provide Welcoming Communities  
**IDIS Activity:** 4370 - ServicePoint

**Status:** Completed 10/30/2024 9:51:41 AM  
**Location:** 500 W Winchester Rd Ste 101 Libertyville, IL 60048-1371  
**Objective:** Provide decent affordable housing  
**Outcome:** Availability/accessibility  
**Matrix Code:** Other Public Services Not Listed in 05A-05Y, 03T (05Z)  
**National Objective:** LMC

**Activity to prevent, prepare for, and respond to Coronavirus:** Yes

**Initial Funding Date:** 12/08/2022

**Description:**

ServicePoint facilitates referrals for services ranging from homeless shelters, housing assistance, housing providers, and behavioral health services.

**Financing**

	Fund Type	Grant Year	Grant	Funded Amount	Drawn In Program Year	Drawn Thru Program Year
CDBG	EN	2020	B20UW170003	\$20,000.00	\$0.00	\$20,000.00
<b>Total</b>	<b>Total</b>			<b>\$20,000.00</b>	<b>\$0.00</b>	<b>\$20,000.00</b>

**Proposed Accomplishments**

People (General) : 30

**Actual Accomplishments**

Number assisted:

	Owner		Renter		Total		Person	
	Total	Hispanic	Total	Hispanic	Total	Hispanic	Total	Hispanic
White:	0	0	0	0	0	0	208	105
Black/African American:	0	0	0	0	0	0	184	4
Asian:	0	0	0	0	0	0	9	0
American Indian/Alaskan Native:	0	0	0	0	0	0	3	0
Native Hawaiian/Other Pacific Islander:	0	0	0	0	0	0	0	0
American Indian/Alaskan Native & White:	0	0	0	0	0	0	0	0
Asian White:	0	0	0	0	0	0	0	0
Black/African American & White:	0	0	0	0	0	0	0	0
American Indian/Alaskan Native & Black/African American:	0	0	0	0	0	0	0	0
Other multi-racial:	0	0	0	0	0	0	63	30
Asian/Pacific Islander:	0	0	0	0	0	0	0	0
Hispanic:	0	0	0	0	0	0	0	0
<b>Total:</b>	<b>0</b>	<b>0</b>	<b>0</b>	<b>0</b>	<b>0</b>	<b>0</b>	<b>467</b>	<b>139</b>



U.S. Department of Housing and Urban Development  
Office of Community Planning and Development  
Integrated Disbursement and Information System  
CDBG Activity Summary Report (GPR) for Program Year 2024  
LAKE COUNTY

Date: 11-Jul-2025  
Time: 16:07  
Page: 22

Female-headed Households: 0 0 0

Income Category:

	Owner	Renter	Total	Person
Extremely Low	0	0	0	366
Low Mod	0	0	0	79
Moderate	0	0	0	16
Non Low Moderate	0	0	0	6
Total	0	0	0	467
Percent Low/Mod				98.7%

Annual Accomplishments

Years	Accomplishment Narrative	# Benefitting
2022	Agency will provide information and referral services to low and moderate income residents of Lake County.	



U.S. Department of Housing and Urban Development  
Office of Community Planning and Development  
Integrated Disbursement and Information System  
CDBG Activity Summary Report (GPR) for Program Year 2024  
LAKE COUNTY

Date: 11-Jul-2025  
Time: 16:07  
Page: 23

**PGM Year:** 2022  
**Project:** 0004 - Affordable Housing Rehabilitation and Resale  
**IDIS Activity:** 4399 - YCC - Rehab and Resale

**Status:** Open  
**Location:** 3108 Elizabeth Ave Zion, IL 60099-3220

**Objective:** Provide decent affordable housing  
**Outcome:** Affordability  
**Matrix Code:** Rehab; Single-Unit Residential (14A) **National Objective:** LMH

**Activity to prevent, prepare for, and respond to Coronavirus:** No

**Initial Funding Date:** 07/19/2023

**Description:**

Rehabilitation of a single family home to be resold to an income qualified household.

**Financing**

	Fund Type	Grant Year	Grant	Funded Amount	Drawn In Program Year	Drawn Thru Program Year
CDBG	EN	2017	B17UC170003	\$19,333.30	\$19,333.30	\$19,333.30
		2021	B21UC170003	\$55,452.82	\$55,452.82	\$55,452.82
		2022	B22UC170003	\$90,000.00	\$71,474.05	\$90,000.00
	PI			\$1,041.66	\$1,041.66	\$1,041.66
<b>Total</b>	<b>Total</b>			<b>\$165,827.78</b>	<b>\$147,301.83</b>	<b>\$165,827.78</b>

**Proposed Accomplishments**

Housing Units : 1

**Actual Accomplishments**

*Number assisted:*

	Owner		Renter		Total		Person	
	Total	Hispanic	Total	Hispanic	Total	Hispanic	Total	Hispanic
White:	1	0	0	0	1	0	0	0
Black/African American:	0	0	0	0	0	0	0	0
Asian:	0	0	0	0	0	0	0	0
American Indian/Alaskan Native:	0	0	0	0	0	0	0	0
Native Hawaiian/Other Pacific Islander:	0	0	0	0	0	0	0	0
American Indian/Alaskan Native & White:	0	0	0	0	0	0	0	0
Asian White:	0	0	0	0	0	0	0	0
Black/African American & White:	0	0	0	0	0	0	0	0
American Indian/Alaskan Native & Black/African American:	0	0	0	0	0	0	0	0
Other multi-racial:	0	0	0	0	0	0	0	0
Asian/Pacific Islander:	0	0	0	0	0	0	0	0



U.S. Department of Housing and Urban Development  
Office of Community Planning and Development  
Integrated Disbursement and Information System  
CDBG Activity Summary Report (GPR) for Program Year 2024  
LAKE COUNTY

Date: 11-Jul-2025  
Time: 16:07  
Page: 24

Hispanic:	0	0	0	0	0	0	0	0
<b>Total:</b>	<b>1</b>	<b>0</b>	<b>0</b>	<b>0</b>	<b>1</b>	<b>0</b>	<b>0</b>	<b>0</b>
Female-headed Households:	0		0		0			

<i>Income Category:</i>	<b>Owner</b>	<b>Renter</b>	<b>Total</b>	<b>Person</b>
Extremely Low	0	0	0	0
Low Mod	0	0	0	0
Moderate	1	0	1	0
Non Low Moderate	0	0	0	0
Total	1	0	1	0
Percent Low/Mod	100.0%		100.0%	

Annual Accomplishments

Years	Accomplishment Narrative	# Benefitting
2024	Rehabilitation and resale of a single-family home in Zion, IL.	



U.S. Department of Housing and Urban Development  
Office of Community Planning and Development  
Integrated Disbursement and Information System  
CDBG Activity Summary Report (GPR) for Program Year 2024  
LAKE COUNTY

Date: 11-Jul-2025  
Time: 16:07  
Page: 25

**PGM Year:** 2023  
**Project:** 0002 - PY23 Public Services  
**IDIS Activity:** 4401 - AAHAA - Healthcare and Transportation

**Status:** Completed 4/23/2025 12:00:00 AM  
**Location:** 874 Main St Antioch, IL 60002-1509

**Objective:** Create economic opportunities  
**Outcome:** Availability/accessibility  
**Matrix Code:** Transportation Services (05E)

**National Objective:** LMC

**Activity to prevent, prepare for, and respond to Coronavirus:** No

**Initial Funding Date:** 08/23/2023

**Description:**

AAHAA will provide transportation services in order to help residents access healthcare services.

**Financing**

	Fund Type	Grant Year	Grant	Funded Amount	Drawn In Program Year	Drawn Thru Program Year
CDBG	EN	2023	B23UC170003	\$23,207.00	\$707.00	\$23,207.00
<b>Total</b>	<b>Total</b>			<b>\$23,207.00</b>	<b>\$707.00</b>	<b>\$23,207.00</b>

**Proposed Accomplishments**

People (General) : 500

**Actual Accomplishments**

*Number assisted:*

	Owner		Renter		Total		Person	
	Total	Hispanic	Total	Hispanic	Total	Hispanic	Total	Hispanic
White:	0	0	0	0	0	0	132	12
Black/African American:	0	0	0	0	0	0	5	0
Asian:	0	0	0	0	0	0	1	0
American Indian/Alaskan Native:	0	0	0	0	0	0	0	0
Native Hawaiian/Other Pacific Islander:	0	0	0	0	0	0	0	0
American Indian/Alaskan Native & White:	0	0	0	0	0	0	0	0
Asian White:	0	0	0	0	0	0	0	0
Black/African American & White:	0	0	0	0	0	0	0	0
American Indian/Alaskan Native & Black/African American:	0	0	0	0	0	0	0	0
Other multi-racial:	0	0	0	0	0	0	11	0
Asian/Pacific Islander:	0	0	0	0	0	0	0	0
Hispanic:	0	0	0	0	0	0	0	0
<b>Total:</b>	<b>0</b>	<b>0</b>	<b>0</b>	<b>0</b>	<b>0</b>	<b>0</b>	<b>149</b>	<b>12</b>





U.S. Department of Housing and Urban Development  
Office of Community Planning and Development  
Integrated Disbursement and Information System  
CDBG Activity Summary Report (GPR) for Program Year 2024  
LAKE COUNTY

Date: 11-Jul-2025  
Time: 16:07  
Page: 26

Female-headed Households: 0 0 0

*Income Category:*

	Owner	Renter	Total	Person
Extremely Low	0	0	0	119
Low Mod	0	0	0	22
Moderate	0	0	0	5
Non Low Moderate	0	0	0	3
Total	0	0	0	149
Percent Low/Mod				98.0%

**Annual Accomplishments**

Years	Accomplishment Narrative	# Benefitting
2023		



U.S. Department of Housing and Urban Development  
Office of Community Planning and Development  
Integrated Disbursement and Information System  
CDBG Activity Summary Report (GPR) for Program Year 2024  
LAKE COUNTY

Date: 11-Jul-2025  
Time: 16:07  
Page: 27

<b>PGM Year:</b>	2023		
<b>Project:</b>	0002 - PY23 Public Services		
<b>IDIS Activity:</b>	4402 - CASA Lake County - Legal Advocacy (NC)		
<b>Status:</b>	Completed 6/28/2024 12:00:00 AM	<b>Objective:</b>	Create suitable living environments
<b>Location:</b>	700 Forest Edge Dr Vernon Hills, IL 60061-3172	<b>Outcome:</b>	Sustainability
		<b>Matrix Code:</b>	Youth Services (05D)
		<b>National Objective:</b>	LMC

**Activity to prevent, prepare for, and respond to Coronavirus:** No

**Initial Funding Date:** 08/23/2023

**Description:**

The agency will provide legal advocacy work for youth moving through the court system.

**Financing**

	Fund Type	Grant Year	Grant	Funded Amount	Drawn In Program Year	Drawn Thru Program Year
CDBG	EN	2023	B23UC170003	\$7,485.00	\$1,871.25	\$7,485.00
<b>Total</b>	<b>Total</b>			<b>\$7,485.00</b>	<b>\$1,871.25</b>	<b>\$7,485.00</b>

**Proposed Accomplishments**

People (General) : 650

**Actual Accomplishments**

*Number assisted:*

	Owner		Renter		Total		Person	
	Total	Hispanic	Total	Hispanic	Total	Hispanic	Total	Hispanic
White:	0	0	0	0	0	0	321	119
Black/African American:	0	0	0	0	0	0	263	0
Asian:	0	0	0	0	0	0	4	0
American Indian/Alaskan Native:	0	0	0	0	0	0	0	0
Native Hawaiian/Other Pacific Islander:	0	0	0	0	0	0	2	0
American Indian/Alaskan Native & White:	0	0	0	0	0	0	0	0
Asian White:	0	0	0	0	0	0	0	0
Black/African American & White:	0	0	0	0	0	0	5	3
American Indian/Alaskan Native & Black/African American:	0	0	0	0	0	0	0	0
Other multi-racial:	0	0	0	0	0	0	25	6
Asian/Pacific Islander:	0	0	0	0	0	0	0	0
Hispanic:	0	0	0	0	0	0	0	0
<b>Total:</b>	<b>0</b>	<b>0</b>	<b>0</b>	<b>0</b>	<b>0</b>	<b>0</b>	<b>620</b>	<b>128</b>



U.S. Department of Housing and Urban Development  
Office of Community Planning and Development  
Integrated Disbursement and Information System  
CDBG Activity Summary Report (GPR) for Program Year 2024  
LAKE COUNTY

Date: 11-Jul-2025  
Time: 16:07  
Page: 28

Female-headed Households: 0 0 0

Income Category:

	Owner	Renter	Total	Person
Extremely Low	0	0	0	620
Low Mod	0	0	0	0
Moderate	0	0	0	0
Non Low Moderate	0	0	0	0
Total	0	0	0	620
Percent Low/Mod				100.0%

Annual Accomplishments

Years	Accomplishment Narrative	# Benefitting
2023		



U.S. Department of Housing and Urban Development  
Office of Community Planning and Development  
Integrated Disbursement and Information System  
CDBG Activity Summary Report (GPR) for Program Year 2024  
LAKE COUNTY

Date: 11-Jul-2025  
Time: 16:07  
Page: 29

**PGM Year:** 2023  
**Project:** 0002 - PY23 Public Services  
**IDIS Activity:** 4403 - Catholic Charities - Homelessness Prevention

**Status:** Completed 7/9/2025 12:00:00 AM  
**Location:** 671 S Lewis Ave Waukegan, IL 60085-6101

**Objective:** Provide decent affordable housing  
**Outcome:** Affordability  
**Matrix Code:** Subsistence Payment (05Q)

**National Objective:** LMC

**Activity to prevent, prepare for, and respond to Coronavirus:** No

**Initial Funding Date:** 08/23/2023

**Description:**

The agency will provide homelessness prevention services in the form of short-term rental assistance and housing stabilization case management services to individuals and families at risk of becoming homeless.

**Financing**

	Fund Type	Grant Year	Grant	Funded Amount	Drawn In Program Year	Drawn Thru Program Year
CDBG	EN	2023	B23UC170003	\$99,365.99	\$52,470.88	\$99,365.99
<b>Total</b>	<b>Total</b>			<b>\$99,365.99</b>	<b>\$52,470.88</b>	<b>\$99,365.99</b>

**Proposed Accomplishments**

People (General) : 45

**Actual Accomplishments**

*Number assisted:*

	Owner		Renter		Total		Person	
	Total	Hispanic	Total	Hispanic	Total	Hispanic	Total	Hispanic
White:	0	0	0	0	0	0	23	8
Black/African American:	0	0	0	0	0	0	19	0
Asian:	0	0	0	0	0	0	0	0
American Indian/Alaskan Native:	0	0	0	0	0	0	0	0
Native Hawaiian/Other Pacific Islander:	0	0	0	0	0	0	0	0
American Indian/Alaskan Native & White:	0	0	0	0	0	0	0	0
Asian White:	0	0	0	0	0	0	0	0
Black/African American & White:	0	0	0	0	0	0	0	0
American Indian/Alaskan Native & Black/African American:	0	0	0	0	0	0	0	0
Other multi-racial:	0	0	0	0	0	0	0	0
Asian/Pacific Islander:	0	0	0	0	0	0	0	0
Hispanic:	0	0	0	0	0	0	0	0



U.S. Department of Housing and Urban Development  
Office of Community Planning and Development  
Integrated Disbursement and Information System  
CDBG Activity Summary Report (GPR) for Program Year 2024  
LAKE COUNTY

Date: 11-Jul-2025  
Time: 16:07  
Page: 30

**Total:** 0 0 0 0 0 0 42 8

Female-headed Households: 0 0 0 0

*Income Category:*

	Owner	Renter	Total	Person
Extremely Low	0	0	0	19
Low Mod	0	0	0	10
Moderate	0	0	0	13
Non Low Moderate	0	0	0	0
Total	0	0	0	42
Percent Low/Mod				100.0%

**Annual Accomplishments**

Years	Accomplishment Narrative	# Benefitting
2023	The agency will provide homelessness prevention services in the form of short-term rental assistance and housing stabilization case management services to individuals and families at risk of becoming homeless.	



U.S. Department of Housing and Urban Development  
Office of Community Planning and Development  
Integrated Disbursement and Information System  
CDBG Activity Summary Report (GPR) for Program Year 2024  
LAKE COUNTY

Date: 11-Jul-2025  
Time: 16:07  
Page: 31

<b>PGM Year:</b>	2023					
<b>Project:</b>	0002 - PY23 Public Services					
<b>IDIS Activity:</b>	4404 - Center for Enriched Living - Employment Opportunity Program					
<b>Status:</b>	Completed 6/28/2024 12:00:00 AM	<b>Objective:</b>	Create economic opportunities			
<b>Location:</b>	280 Saunders Rd Riverwoods, IL 60015-3835	<b>Outcome:</b>	Availability/accessibility			
		<b>Matrix Code:</b>	Services for Persons with Disabilities (05B)	<b>National Objective:</b>	LMC	

**Activity to prevent, prepare for, and respond to Coronavirus:** No

**Initial Funding Date:** 08/23/2023

**Description:**

CEL will acquire equipment for individuals with intellectual and developmental disabilities participating in the Employment Opportunities Program.

**Financing**

	Fund Type	Grant Year	Grant	Funded Amount	Drawn In Program Year	Drawn Thru Program Year
CDBG	EN	2023	B23UC170003	\$20,000.00	\$1,367.00	\$20,000.00
<b>Total</b>	<b>Total</b>			<b>\$20,000.00</b>	<b>\$1,367.00</b>	<b>\$20,000.00</b>

**Proposed Accomplishments**

People (General) : 50

**Actual Accomplishments**

*Number assisted:*

	<b>Owner</b>		<b>Renter</b>		<b>Total</b>		<b>Person</b>	
	Total	Hispanic	Total	Hispanic	Total	Hispanic	Total	Hispanic
White:	0	0	0	0	0	0	21	1
Black/African American:	0	0	0	0	0	0	1	0
Asian:	0	0	0	0	0	0	1	0
American Indian/Alaskan Native:	0	0	0	0	0	0	0	0
Native Hawaiian/Other Pacific Islander:	0	0	0	0	0	0	0	0
American Indian/Alaskan Native & White:	0	0	0	0	0	0	0	0
Asian White:	0	0	0	0	0	0	0	0
Black/African American & White:	0	0	0	0	0	0	0	0
American Indian/Alaskan Native & Black/African American:	0	0	0	0	0	0	0	0
Other multi-racial:	0	0	0	0	0	0	2	0
Asian/Pacific Islander:	0	0	0	0	0	0	0	0
Hispanic:	0	0	0	0	0	0	0	0
<b>Total:</b>	<b>0</b>	<b>0</b>	<b>0</b>	<b>0</b>	<b>0</b>	<b>0</b>	<b>25</b>	<b>1</b>



U.S. Department of Housing and Urban Development  
Office of Community Planning and Development  
Integrated Disbursement and Information System  
CDBG Activity Summary Report (GPR) for Program Year 2024  
LAKE COUNTY

Date: 11-Jul-2025  
Time: 16:07  
Page: 32

Female-headed Households: 0 0 0

Income Category:

	Owner	Renter	Total	Person
Extremely Low	0	0	0	25
Low Mod	0	0	0	0
Moderate	0	0	0	0
Non Low Moderate	0	0	0	0
Total	0	0	0	25
Percent Low/Mod				100.0%

Annual Accomplishments

Years	Accomplishment Narrative	# Benefitting
2023		



U.S. Department of Housing and Urban Development  
Office of Community Planning and Development  
Integrated Disbursement and Information System  
CDBG Activity Summary Report (GPR) for Program Year 2024  
LAKE COUNTY

Date: 11-Jul-2025  
Time: 16:07  
Page: 33

<b>PGM Year:</b>	2023		
<b>Project:</b>	0002 - PY23 Public Services		
<b>IDIS Activity:</b>	4406 - GLASA Transportation		
<b>Status:</b>	Completed 4/23/2025 12:00:00 AM	<b>Objective:</b>	Create economic opportunities
<b>Location:</b>	27864 Irma Lee Cir Lake Forest, IL 60045-5114	<b>Outcome:</b>	Availability/accessibility
		<b>Matrix Code:</b>	Services for Persons with Disabilities (05B)
		<b>National Objective:</b>	LMC

**Activity to prevent, prepare for, and respond to Coronavirus:** No

**Initial Funding Date:** 08/23/2023

**Description:**

GLASA will provide transportation services with vehicles specially equipped to transport high-needs program participants and/or equipment to enable participation in adaptive sports programming.

**Financing**

	Fund Type	Grant Year	Grant	Funded Amount	Drawn In Program Year	Drawn Thru Program Year
CDBG	EN	2023	B23UC170003	\$16,207.00	\$7,013.41	\$16,207.00
<b>Total</b>	<b>Total</b>			<b>\$16,207.00</b>	<b>\$7,013.41</b>	<b>\$16,207.00</b>

**Proposed Accomplishments**

People (General) : 50

**Actual Accomplishments**

*Number assisted:*

	Owner		Renter		Total		Person	
	Total	Hispanic	Total	Hispanic	Total	Hispanic	Total	Hispanic
White:	0	0	0	0	0	0	46	8
Black/African American:	0	0	0	0	0	0	4	0
Asian:	0	0	0	0	0	0	2	0
American Indian/Alaskan Native:	0	0	0	0	0	0	0	0
Native Hawaiian/Other Pacific Islander:	0	0	0	0	0	0	0	0
American Indian/Alaskan Native & White:	0	0	0	0	0	0	0	0
Asian White:	0	0	0	0	0	0	0	0
Black/African American & White:	0	0	0	0	0	0	0	0
American Indian/Alaskan Native & Black/African American:	0	0	0	0	0	0	0	0
Other multi-racial:	0	0	0	0	0	0	0	0
Asian/Pacific Islander:	0	0	0	0	0	0	0	0
Hispanic:	0	0	0	0	0	0	0	0





U.S. Department of Housing and Urban Development  
Office of Community Planning and Development  
Integrated Disbursement and Information System  
CDBG Activity Summary Report (GPR) for Program Year 2024  
LAKE COUNTY

Date: 11-Jul-2025  
Time: 16:07  
Page: 34

**Total:** 0 0 0 0 0 0 52 8

Female-headed Households: 0 0 0 0

Income Category:

	Owner	Renter	Total	Person
Extremely Low	0	0	0	52
Low Mod	0	0	0	0
Moderate	0	0	0	0
Non Low Moderate	0	0	0	0
Total	0	0	0	52
Percent Low/Mod				100.0%

Annual Accomplishments

Years	Accomplishment Narrative	# Benefitting
2022		



U.S. Department of Housing and Urban Development  
Office of Community Planning and Development  
Integrated Disbursement and Information System  
CDBG Activity Summary Report (GPR) for Program Year 2024  
LAKE COUNTY

Date: 11-Jul-2025  
Time: 16:07  
Page: 35

<b>PGM Year:</b>	2023		
<b>Project:</b>	0002 - PY23 Public Services		
<b>IDIS Activity:</b>	4407 - North Suburban Legal Aid Clinic - Homelessness Prevention		
<b>Status:</b>	Completed 1/8/2025 12:00:00 AM	<b>Objective:</b>	Create suitable living environments
<b>Location:</b>	3500 Western Ave Highland Park, IL 60035-1263	<b>Outcome:</b>	Availability/accessibility
		<b>Matrix Code:</b>	Legal Services (05C)
		<b>National Objective:</b>	LMC

**Activity to prevent, prepare for, and respond to Coronavirus:** No

**Initial Funding Date:** 08/23/2023

**Description:**

The agency will provide legal services to low - and moderate - income households in housing-related cases to prevent homelessness.

**Financing**

	Fund Type	Grant Year	Grant	Funded Amount	Drawn In Program Year	Drawn Thru Program Year
CDBG	EN	2023	B23UC170003	\$20,000.00	\$12,252.08	\$20,000.00
<b>Total</b>	<b>Total</b>			<b>\$20,000.00</b>	<b>\$12,252.08</b>	<b>\$20,000.00</b>

**Proposed Accomplishments**

People (General) : 15

**Actual Accomplishments**

*Number assisted:*

	<b>Owner</b>		<b>Renter</b>		<b>Total</b>		<b>Person</b>	
	Total	Hispanic	Total	Hispanic	Total	Hispanic	Total	Hispanic
White:	0	0	0	0	0	0	89	2
Black/African American:	0	0	0	0	0	0	28	0
Asian:	0	0	0	0	0	0	2	0
American Indian/Alaskan Native:	0	0	0	0	0	0	0	0
Native Hawaiian/Other Pacific Islander:	0	0	0	0	0	0	0	0
American Indian/Alaskan Native & White:	0	0	0	0	0	0	0	0
Asian White:	0	0	0	0	0	0	1	0
Black/African American & White:	0	0	0	0	0	0	3	0
American Indian/Alaskan Native & Black/African American:	0	0	0	0	0	0	0	0
Other multi-racial:	0	0	0	0	0	0	8	0
Asian/Pacific Islander:	0	0	0	0	0	0	0	0
Hispanic:	0	0	0	0	0	0	0	0
<b>Total:</b>	<b>0</b>	<b>0</b>	<b>0</b>	<b>0</b>	<b>0</b>	<b>0</b>	<b>131</b>	<b>2</b>



U.S. Department of Housing and Urban Development  
Office of Community Planning and Development  
Integrated Disbursement and Information System  
CDBG Activity Summary Report (GPR) for Program Year 2024  
LAKE COUNTY

Date: 11-Jul-2025  
Time: 16:07  
Page: 36

Female-headed Households: 0 0 0

*Income Category:*

	Owner	Renter	Total	Person
Extremely Low	0	0	0	76
Low Mod	0	0	0	42
Moderate	0	0	0	12
Non Low Moderate	0	0	0	1
Total	0	0	0	131
Percent Low/Mod				99.2%

**Annual Accomplishments**

Years	Accomplishment Narrative	# Benefitting
2023	North Suburban Legal Aid Clinic provides direct legal services to 87 low-income tenants living in Lake County.	



U.S. Department of Housing and Urban Development  
Office of Community Planning and Development  
Integrated Disbursement and Information System  
CDBG Activity Summary Report (GPR) for Program Year 2024  
LAKE COUNTY

Date: 11-Jul-2025  
Time: 16:07  
Page: 37

<b>PGM Year:</b>	2023		
<b>Project:</b>	0002 - PY23 Public Services		
<b>IDIS Activity:</b>	4408 - Prairie State Legal Services - Legal Advocacy Project		
<b>Status:</b>	Completed 6/13/2024 12:00:00 AM	<b>Objective:</b>	Create suitable living environments
<b>Location:</b>	325 Washington St Ste 100 Waukegan, IL 60085-5514	<b>Outcome:</b>	Sustainability
		<b>Matrix Code:</b>	Legal Services (05C)
		<b>National Objective:</b>	LMC

**Activity to prevent, prepare for, and respond to Coronavirus:** No

**Initial Funding Date:** 08/23/2023

**Description:**

Prairie State Legal Services will address improper denial or threatened termination of affordable housing, evictions, problems with substandard housing units, and other legal issues that impact low-income Lake County residents' ability to access or maintain stable housing.

**Financing**

	Fund Type	Grant Year	Grant	Funded Amount	Drawn In Program Year	Drawn Thru Program Year
CDBG	EN	2023	B23UC170003	\$30,000.00	\$0.00	\$30,000.00
<b>Total</b>	<b>Total</b>			<b>\$30,000.00</b>	<b>\$0.00</b>	<b>\$30,000.00</b>

**Proposed Accomplishments**

People (General) : 50

**Actual Accomplishments**

*Number assisted:*

	Owner		Renter		Total		Person	
	Total	Hispanic	Total	Hispanic	Total	Hispanic	Total	Hispanic
White:	0	0	0	0	0	0	29	5
Black/African American:	0	0	0	0	0	0	60	0
Asian:	0	0	0	0	0	0	0	0
American Indian/Alaskan Native:	0	0	0	0	0	0	0	0
Native Hawaiian/Other Pacific Islander:	0	0	0	0	0	0	0	0
American Indian/Alaskan Native & White:	0	0	0	0	0	0	0	0
Asian White:	0	0	0	0	0	0	0	0
Black/African American & White:	0	0	0	0	0	0	1	1
American Indian/Alaskan Native & Black/African American:	0	0	0	0	0	0	0	0
Other multi-racial:	0	0	0	0	0	0	10	7
Asian/Pacific Islander:	0	0	0	0	0	0	0	0
Hispanic:	0	0	0	0	0	0	0	0



U.S. Department of Housing and Urban Development  
Office of Community Planning and Development  
Integrated Disbursement and Information System  
CDBG Activity Summary Report (GPR) for Program Year 2024  
LAKE COUNTY

Date: 11-Jul-2025  
Time: 16:07  
Page: 38

<b>Total:</b>	<b>0</b>	<b>0</b>	<b>0</b>	<b>0</b>	<b>0</b>	<b>0</b>	<b>100</b>	<b>13</b>
---------------	----------	----------	----------	----------	----------	----------	------------	-----------

Female-headed Households:	0		0		0			
---------------------------	---	--	---	--	---	--	--	--

Income Category:

	Owner	Renter	Total	Person
Extremely Low	0	0	0	78
Low Mod	0	0	0	16
Moderate	0	0	0	6
Non Low Moderate	0	0	0	0
Total	0	0	0	100
Percent Low/Mod				100.0%

Annual Accomplishments

Years	Accomplishment Narrative	# Benefitting
2023	Prairie State is providing legal advocacy services for low income residents.	



U.S. Department of Housing and Urban Development  
Office of Community Planning and Development  
Integrated Disbursement and Information System  
CDBG Activity Summary Report (GPR) for Program Year 2024  
LAKE COUNTY

Date: 11-Jul-2025  
Time: 16:07  
Page: 39

**PGM Year:** 2023  
**Project:** 0011 - Fair Housing  
**IDIS Activity:** 4409 - Prairie State Legal Services - Fair Housing  
**Status:** Completed 4/23/2025 12:00:00 AM  
**Location:** 325 Washington St Ste 100 Waukegan, IL 60085-5514

**Objective:** Create suitable living environments  
**Outcome:** Sustainability  
**Matrix Code:** Fair Housing Activities (if CDBG, then subject to 15% cap) (05J)  
**National Objective:** LMC

**Activity to prevent, prepare for, and respond to Coronavirus:** No

**Initial Funding Date:** 08/23/2023

**Description:**

Prairie State Legal Services shall operate the Fair Housing Program for Lake County by providing legal services to low and moderate-income households including all protected groups under the Federal Fair Housing Act and the Illinois Human Rights Act.

The tasks included in the operation of the Fair Housing Program for Lake County are education and outreach; counseling referrals; investigation; negotiation and legal services; and communication and marketing.

**Financing**

	Fund Type	Grant Year	Grant	Funded Amount	Drawn In Program Year	Drawn Thru Program Year
CDBG	EN	2023	B23UC170003	\$75,000.00	\$38,603.31	\$75,000.00
<b>Total</b>	<b>Total</b>			<b>\$75,000.00</b>	<b>\$38,603.31</b>	<b>\$75,000.00</b>

**Proposed Accomplishments**

People (General) : 42

**Actual Accomplishments**

*Number assisted:*

	Owner		Renter		Total		Person	
	Total	Hispanic	Total	Hispanic	Total	Hispanic	Total	Hispanic
White:	0	0	0	0	0	0	17	0
Black/African American:	0	0	0	0	0	0	21	0
Asian:	0	0	0	0	0	0	0	0
American Indian/Alaskan Native:	0	0	0	0	0	0	0	0
Native Hawaiian/Other Pacific Islander:	0	0	0	0	0	0	0	0
American Indian/Alaskan Native & White:	0	0	0	0	0	0	0	0
Asian White:	0	0	0	0	0	0	0	0
Black/African American & White:	0	0	0	0	0	0	0	0
American Indian/Alaskan Native & Black/African American:	0	0	0	0	0	0	0	0
Other multi-racial:	0	0	0	0	0	0	1	0
Asian/Pacific Islander:	0	0	0	0	0	0	0	0



U.S. Department of Housing and Urban Development  
Office of Community Planning and Development  
Integrated Disbursement and Information System  
CDBG Activity Summary Report (GPR) for Program Year 2024  
LAKE COUNTY

Date: 11-Jul-2025  
Time: 16:07  
Page: 40

Hispanic:	0	0	0	0	0	0	0	0
<b>Total:</b>	<b>0</b>	<b>0</b>	<b>0</b>	<b>0</b>	<b>0</b>	<b>0</b>	<b>39</b>	<b>0</b>

Female-headed Households:	0	0	0
---------------------------	---	---	---

<i>Income Category:</i>	<b>Owner</b>	<b>Renter</b>	<b>Total</b>	<b>Person</b>
Extremely Low	0	0	0	31
Low Mod	0	0	0	4
Moderate	0	0	0	3
Non Low Moderate	0	0	0	1
Total	0	0	0	39
Percent Low/Mod				97.4%

Annual Accomplishments

Years	Accomplishment Narrative	# Benefitting
2023		



U.S. Department of Housing and Urban Development  
Office of Community Planning and Development  
Integrated Disbursement and Information System  
CDBG Activity Summary Report (GPR) for Program Year 2024  
LAKE COUNTY

Date: 11-Jul-2025  
Time: 16:07  
Page: 41

<b>PGM Year:</b>	2023		
<b>Project:</b>	0002 - PY23 Public Services		
<b>IDIS Activity:</b>	4410 - Youth Conservation Corps (YCC) - YouthBuild		
<b>Status:</b>	Completed 6/28/2024 1:50:50 PM	<b>Objective:</b>	Create economic opportunities
<b>Location:</b>	1020 W Greenwood Ave Waukegan, IL 60087-4909	<b>Outcome:</b>	Sustainability
		<b>Matrix Code:</b>	Employment Training (05H)
		<b>National Objective:</b>	LMC

**Activity to prevent, prepare for, and respond to Coronavirus:** No

**Initial Funding Date:** 08/23/2023

**Description:**

Funds will support education and workforce development training for 'opportunity youth' enabling them to move on to college or a sustainable career.

**Financing**

	Fund Type	Grant Year	Grant	Funded Amount	Drawn In Program Year	Drawn Thru Program Year
CDBG	EN	2023	B23UC170003	\$26,206.00	\$9,107.72	\$26,206.00
<b>Total</b>	<b>Total</b>			<b>\$26,206.00</b>	<b>\$9,107.72</b>	<b>\$26,206.00</b>

**Proposed Accomplishments**

People (General) : 10

**Actual Accomplishments**

*Number assisted:*

	<b>Owner</b>		<b>Renter</b>		<b>Total</b>		<b>Person</b>	
	Total	Hispanic	Total	Hispanic	Total	Hispanic	Total	Hispanic
White:	0	0	0	0	0	0	2	0
Black/African American:	0	0	0	0	0	0	17	1
Asian:	0	0	0	0	0	0	0	0
American Indian/Alaskan Native:	0	0	0	0	0	0	0	0
Native Hawaiian/Other Pacific Islander:	0	0	0	0	0	0	0	0
American Indian/Alaskan Native & White:	0	0	0	0	0	0	0	0
Asian White:	0	0	0	0	0	0	0	0
Black/African American & White:	0	0	0	0	0	0	0	0
American Indian/Alaskan Native & Black/African American:	0	0	0	0	0	0	0	0
Other multi-racial:	0	0	0	0	0	0	33	33
Asian/Pacific Islander:	0	0	0	0	0	0	0	0
Hispanic:	0	0	0	0	0	0	0	0
<b>Total:</b>	<b>0</b>	<b>0</b>	<b>0</b>	<b>0</b>	<b>0</b>	<b>0</b>	<b>52</b>	<b>34</b>





U.S. Department of Housing and Urban Development  
Office of Community Planning and Development  
Integrated Disbursement and Information System  
CDBG Activity Summary Report (GPR) for Program Year 2024  
LAKE COUNTY

Date: 11-Jul-2025  
Time: 16:07  
Page: 42

Female-headed Households: 0 0 0

Income Category:

	Owner	Renter	Total	Person
Extremely Low	0	0	0	37
Low Mod	0	0	0	10
Moderate	0	0	0	4
Non Low Moderate	0	0	0	1
Total	0	0	0	52
Percent Low/Mod				98.1%

Annual Accomplishments

Years	Accomplishment Narrative	# Benefitting
2023		



U.S. Department of Housing and Urban Development  
Office of Community Planning and Development  
Integrated Disbursement and Information System  
CDBG Activity Summary Report (GPR) for Program Year 2024  
LAKE COUNTY

Date: 11-Jul-2025  
Time: 16:07  
Page: 43

**PGM Year:** 2023  
**Project:** 0002 - PY23 Public Services  
**IDIS Activity:** 4411 - YouthBuild Lake County - Employment Training  
**Status:** Completed 5/15/2024 12:00:00 AM  
**Location:** 2303 Kemble Ave North Chicago, IL 60064-3216  
**Objective:** Create economic opportunities  
**Outcome:** Sustainability  
**Matrix Code:** Employment Training (05H)  
**National Objective:** LMC

**Activity to prevent, prepare for, and respond to Coronavirus:** No

**Initial Funding Date:** 08/23/2023

**Description:**

YouthBuild will provide employment training for "opportunity youth."

**Financing**

	Fund Type	Grant Year	Grant	Funded Amount	Drawn In Program Year	Drawn Thru Program Year
CDBG	EN	2023	B23UC170003	\$25,000.00	\$0.00	\$25,000.00
<b>Total</b>	<b>Total</b>			<b>\$25,000.00</b>	<b>\$0.00</b>	<b>\$25,000.00</b>

**Proposed Accomplishments**

People (General) : 35

**Actual Accomplishments**

Number assisted:

	Owner		Renter		Total		Person	
	Total	Hispanic	Total	Hispanic	Total	Hispanic	Total	Hispanic
White:	0	0	0	0	0	0	1	0
Black/African American:	0	0	0	0	0	0	11	0
Asian:	0	0	0	0	0	0	0	0
American Indian/Alaskan Native:	0	0	0	0	0	0	0	0
Native Hawaiian/Other Pacific Islander:	0	0	0	0	0	0	0	0
American Indian/Alaskan Native & White:	0	0	0	0	0	0	0	0
Asian White:	0	0	0	0	0	0	0	0
Black/African American & White:	0	0	0	0	0	0	0	0
American Indian/Alaskan Native & Black/African American:	0	0	0	0	0	0	0	0
Other multi-racial:	0	0	0	0	0	0	19	19
Asian/Pacific Islander:	0	0	0	0	0	0	0	0
Hispanic:	0	0	0	0	0	0	0	0
<b>Total:</b>	<b>0</b>	<b>0</b>	<b>0</b>	<b>0</b>	<b>0</b>	<b>0</b>	<b>31</b>	<b>19</b>



U.S. Department of Housing and Urban Development  
Office of Community Planning and Development  
Integrated Disbursement and Information System  
CDBG Activity Summary Report (GPR) for Program Year 2024  
LAKE COUNTY

Date: 11-Jul-2025  
Time: 16:07  
Page: 44

Female-headed Households: 0 0 0

Income Category:

	Owner	Renter	Total	Person
Extremely Low	0	0	0	31
Low Mod	0	0	0	0
Moderate	0	0	0	0
Non Low Moderate	0	0	0	0
Total	0	0	0	31
Percent Low/Mod				100.0%

Annual Accomplishments

Years	Accomplishment Narrative	# Benefitting
2023		



U.S. Department of Housing and Urban Development  
Office of Community Planning and Development  
Integrated Disbursement and Information System  
CDBG Activity Summary Report (GPR) for Program Year 2024  
LAKE COUNTY

Date: 11-Jul-2025  
Time: 16:07  
Page: 45

<b>PGM Year:</b>	2023		
<b>Project:</b>	0002 - PY23 Public Services		
<b>IDIS Activity:</b>	4412 - YouthBuild Lake County - Employment Training (NC)		
<b>Status:</b>	Completed 5/15/2024 12:00:00 AM	<b>Objective:</b>	Create economic opportunities
<b>Location:</b>	2303 Kemble Ave North Chicago, IL 60064-3216	<b>Outcome:</b>	Sustainability
		<b>Matrix Code:</b>	Employment Training (05H)
		<b>National Objective:</b>	LMC

**Activity to prevent, prepare for, and respond to Coronavirus:** No

**Initial Funding Date:** 08/23/2023

**Description:**

YouthBuild will provide employment training for "opportunity youth."

**Financing**

	Fund Type	Grant Year	Grant	Funded Amount	Drawn In Program Year	Drawn Thru Program Year
CDBG	EN	2023	B23UC170003	\$11,030.00	\$0.00	\$11,030.00
<b>Total</b>	<b>Total</b>			<b>\$11,030.00</b>	<b>\$0.00</b>	<b>\$11,030.00</b>

**Proposed Accomplishments**

People (General) : 35

**Actual Accomplishments**

*Number assisted:*

	<b>Owner</b>		<b>Renter</b>		<b>Total</b>		<b>Person</b>	
	Total	Hispanic	Total	Hispanic	Total	Hispanic	Total	Hispanic
White:	0	0	0	0	0	0	1	0
Black/African American:	0	0	0	0	0	0	11	0
Asian:	0	0	0	0	0	0	0	0
American Indian/Alaskan Native:	0	0	0	0	0	0	0	0
Native Hawaiian/Other Pacific Islander:	0	0	0	0	0	0	0	0
American Indian/Alaskan Native & White:	0	0	0	0	0	0	0	0
Asian White:	0	0	0	0	0	0	0	0
Black/African American & White:	0	0	0	0	0	0	0	0
American Indian/Alaskan Native & Black/African American:	0	0	0	0	0	0	0	0
Other multi-racial:	0	0	0	0	0	0	19	19
Asian/Pacific Islander:	0	0	0	0	0	0	0	0
Hispanic:	0	0	0	0	0	0	0	0
<b>Total:</b>	<b>0</b>	<b>0</b>	<b>0</b>	<b>0</b>	<b>0</b>	<b>0</b>	<b>31</b>	<b>19</b>



U.S. Department of Housing and Urban Development  
Office of Community Planning and Development  
Integrated Disbursement and Information System  
CDBG Activity Summary Report (GPR) for Program Year 2024  
LAKE COUNTY

Date: 11-Jul-2025  
Time: 16:07  
Page: 46

Female-headed Households: 0 0 0

Income Category:

	Owner	Renter	Total	Person
Extremely Low	0	0	0	31
Low Mod	0	0	0	0
Moderate	0	0	0	0
Non Low Moderate	0	0	0	0
Total	0	0	0	31
Percent Low/Mod				100.0%

Annual Accomplishments

Years	Accomplishment Narrative	# Benefitting
2023		



U.S. Department of Housing and Urban Development  
Office of Community Planning and Development  
Integrated Disbursement and Information System  
CDBG Activity Summary Report (GPR) for Program Year 2024  
LAKE COUNTY

Date: 11-Jul-2025  
Time: 16:07  
Page: 47

<b>PGM Year:</b>	2023					
<b>Project:</b>	0002 - PY23 Public Services					
<b>IDIS Activity:</b>	4413 - Zacharias Center - Counseling (NC)					
<b>Status:</b>	Completed 1/8/2025 12:00:00 AM	<b>Objective:</b>	Create suitable living environments			
<b>Location:</b>	4275 Old Grand Ave Gurnee, IL 60031-2735	<b>Outcome:</b>	Availability/accessibility			
		<b>Matrix Code:</b>	Abused and Neglected Children (05N)	<b>National Objective:</b>	LMC	

**Activity to prevent, prepare for, and respond to Coronavirus:** No

**Initial Funding Date:** 08/23/2023

**Description:**

Zacharias Center children's counseling program will provide comprehensive care for child survivors of sexual assault.

**Financing**

	Fund Type	Grant Year	Grant	Funded Amount	Drawn In Program Year	Drawn Thru Program Year
CDBG	EN	2023	B23UC170003	\$9,485.00	\$1,644.89	\$9,485.00
<b>Total</b>	<b>Total</b>			<b>\$9,485.00</b>	<b>\$1,644.89</b>	<b>\$9,485.00</b>

**Proposed Accomplishments**

People (General) : 75

**Actual Accomplishments**

*Number assisted:*

	<b>Owner</b>		<b>Renter</b>		<b>Total</b>		<b>Person</b>	
	Total	Hispanic	Total	Hispanic	Total	Hispanic	Total	Hispanic
White:	0	0	0	0	0	0	36	7
Black/African American:	0	0	0	0	0	0	19	5
Asian:	0	0	0	0	0	0	2	0
American Indian/Alaskan Native:	0	0	0	0	0	0	0	0
Native Hawaiian/Other Pacific Islander:	0	0	0	0	0	0	2	0
American Indian/Alaskan Native & White:	0	0	0	0	0	0	0	0
Asian White:	0	0	0	0	0	0	4	1
Black/African American & White:	0	0	0	0	0	0	3	0
American Indian/Alaskan Native & Black/African American:	0	0	0	0	0	0	0	0
Other multi-racial:	0	0	0	0	0	0	81	77
Asian/Pacific Islander:	0	0	0	0	0	0	0	0
Hispanic:	0	0	0	0	0	0	0	0
<b>Total:</b>	<b>0</b>	<b>0</b>	<b>0</b>	<b>0</b>	<b>0</b>	<b>0</b>	<b>147</b>	<b>90</b>



U.S. Department of Housing and Urban Development  
Office of Community Planning and Development  
Integrated Disbursement and Information System  
CDBG Activity Summary Report (GPR) for Program Year 2024  
LAKE COUNTY

Date: 11-Jul-2025  
Time: 16:07  
Page: 48

Female-headed Households: 0 0 0

Income Category:

	Owner	Renter	Total	Person
Extremely Low	0	0	0	147
Low Mod	0	0	0	0
Moderate	0	0	0	0
Non Low Moderate	0	0	0	0
Total	0	0	0	147
Percent Low/Mod				100.0%

Annual Accomplishments

Years	Accomplishment Narrative	# Benefitting
2023		



U.S. Department of Housing and Urban Development  
Office of Community Planning and Development  
Integrated Disbursement and Information System  
CDBG Activity Summary Report (GPR) for Program Year 2024  
LAKE COUNTY

Date: 11-Jul-2025  
Time: 16:07  
Page: 49

**PGM Year:** 2023  
**Project:** 0010 - Owner Occupied Rehabilitation Program  
**IDIS Activity:** 4415 - CPAH - OOR -PD

**Status:** Completed 1/8/2025 12:00:00 AM  
**Location:** 800 S Milwaukee Ave Libertyville, IL 60048-3254

**Objective:** Provide decent affordable housing

**Outcome:** Affordability

**Matrix Code:** Rehabilitation Administration (14H)

**National Objective:** LMH

**Activity to prevent, prepare for, and respond to Coronavirus:** No

**Initial Funding Date:** 09/15/2023

**Description:**

Program administration for an owner-occupied rehab program.

**Financing**

	Fund Type	Grant Year	Grant	Funded Amount	Drawn In Program Year	Drawn Thru Program Year
CDBG	EN	2023	B23UC170003	\$90,000.00	\$16,516.33	\$90,000.00
<b>Total</b>	<b>Total</b>			<b>\$90,000.00</b>	<b>\$16,516.33</b>	<b>\$90,000.00</b>

**Proposed Accomplishments**

Housing Units : 1

**Actual Accomplishments**

*Number assisted:*

	<b>Owner</b>		<b>Renter</b>		<b>Total</b>		<b>Person</b>	
	Total	Hispanic	Total	Hispanic	Total	Hispanic	Total	Hispanic
White:	1	0	0	0	1	0	0	0
Black/African American:	0	0	0	0	0	0	0	0
Asian:	0	0	0	0	0	0	0	0
American Indian/Alaskan Native:	0	0	0	0	0	0	0	0
Native Hawaiian/Other Pacific Islander:	0	0	0	0	0	0	0	0
American Indian/Alaskan Native & White:	0	0	0	0	0	0	0	0
Asian White:	0	0	0	0	0	0	0	0
Black/African American & White:	0	0	0	0	0	0	0	0
American Indian/Alaskan Native & Black/African American:	0	0	0	0	0	0	0	0
Other multi-racial:	0	0	0	0	0	0	0	0
Asian/Pacific Islander:	0	0	0	0	0	0	0	0
Hispanic:	0	0	0	0	0	0	0	0
<b>Total:</b>	<b>1</b>	<b>0</b>	<b>0</b>	<b>0</b>	<b>1</b>	<b>0</b>	<b>0</b>	<b>0</b>





U.S. Department of Housing and Urban Development  
Office of Community Planning and Development  
Integrated Disbursement and Information System  
CDBG Activity Summary Report (GPR) for Program Year 2024  
LAKE COUNTY

Date: 11-Jul-2025  
Time: 16:07  
Page: 50

Female-headed Households: 0 0 0

*Income Category:*

	Owner	Renter	Total	Person
Extremely Low	0	0	0	0
Low Mod	0	0	0	0
Moderate	1	0	1	0
Non Low Moderate	0	0	0	0
Total	1	0	1	0
Percent Low/Mod	100.0%		100.0%	

**Annual Accomplishments**

Years	Accomplishment Narrative	# Benefitting
2023	Admin costs related to owner occupied rehab program	



U.S. Department of Housing and Urban Development  
Office of Community Planning and Development  
Integrated Disbursement and Information System  
CDBG Activity Summary Report (GPR) for Program Year 2024  
LAKE COUNTY

Date: 11-Jul-2025  
Time: 16:07  
Page: 51

<b>PGM Year:</b>	2023				
<b>Project:</b>	0002 - PY23 Public Services				
<b>IDIS Activity:</b>	4422 - PADS Lake County Street Outreach				
<b>Status:</b>	Completed 8/21/2024 12:00:00 AM	<b>Objective:</b>	Create suitable living environments		
<b>Location:</b>	1800 Grand Ave Waukegan, IL 60085-3582	<b>Outcome:</b>	Availability/accessibility		
		<b>Matrix Code:</b>	Operating Costs of Homeless/AIDS Patients Programs (03T)	<b>National Objective:</b>	LMC

**Activity to prevent, prepare for, and respond to Coronavirus:** No

**Initial Funding Date:** 10/19/2023

**Description:**

PADS Lake County will support the costs of an outreach specialist who will identify the "hard to serve" individuals sleeping outdoors, in shelter or other places not meant for habitation and engage them in shelter and housing services.

**Financing**

	Fund Type	Grant Year	Grant	Funded Amount	Drawn In Program Year	Drawn Thru Program Year
CDBG	EN	2023	B23UC170003	\$11,207.00	\$11,207.00	\$11,207.00
<b>Total</b>	<b>Total</b>			<b>\$11,207.00</b>	<b>\$11,207.00</b>	<b>\$11,207.00</b>

**Proposed Accomplishments**

People (General) : 100

**Actual Accomplishments**

*Number assisted:*

	Owner		Renter		Total		Person	
	Total	Hispanic	Total	Hispanic	Total	Hispanic	Total	Hispanic
White:	0	0	0	0	0	0	26	5
Black/African American:	0	0	0	0	0	0	35	0
Asian:	0	0	0	0	0	0	1	0
American Indian/Alaskan Native:	0	0	0	0	0	0	0	0
Native Hawaiian/Other Pacific Islander:	0	0	0	0	0	0	0	0
American Indian/Alaskan Native & White:	0	0	0	0	0	0	0	0
Asian White:	0	0	0	0	0	0	0	0
Black/African American & White:	0	0	0	0	0	0	0	0
American Indian/Alaskan Native & Black/African American:	0	0	0	0	0	0	0	0
Other multi-racial:	0	0	0	0	0	0	24	0
Asian/Pacific Islander:	0	0	0	0	0	0	0	0
Hispanic:	0	0	0	0	0	0	0	0



U.S. Department of Housing and Urban Development  
Office of Community Planning and Development  
Integrated Disbursement and Information System  
CDBG Activity Summary Report (GPR) for Program Year 2024  
LAKE COUNTY

Date: 11-Jul-2025  
Time: 16:07  
Page: 52

**Total:** 0 0 0 0 0 0 86 5

Female-headed Households: 0 0 0 0

Income Category:

	Owner	Renter	Total	Person
Extremely Low	0	0	0	86
Low Mod	0	0	0	0
Moderate	0	0	0	0
Non Low Moderate	0	0	0	0
Total	0	0	0	86
Percent Low/Mod				100.0%

Annual Accomplishments

Years	Accomplishment Narrative	# Benefitting
2024		



U.S. Department of Housing and Urban Development  
Office of Community Planning and Development  
Integrated Disbursement and Information System  
CDBG Activity Summary Report (GPR) for Program Year 2024  
LAKE COUNTY

Date: 11-Jul-2025  
Time: 16:07  
Page: 53

<b>PGM Year:</b>	2023		
<b>Project:</b>	0002 - PY23 Public Services		
<b>IDIS Activity:</b>	4423 - PADS Lake County Custom Travel - Uber		
<b>Status:</b>	Completed 1/8/2025 12:00:00 AM	<b>Objective:</b>	Create economic opportunities
<b>Location:</b>	1800 Grand Ave Waukegan, IL 60085-3582	<b>Outcome:</b>	Availability/accessibility
		<b>Matrix Code:</b>	Transportation Services (05E)
		<b>National Objective:</b>	LMC

**Activity to prevent, prepare for, and respond to Coronavirus:** No

**Initial Funding Date:** 10/19/2023

**Description:**

PADS lake County will provide transportation services to allow more clients to take advantage of shelter services and reduce barriers to attend health and housing appointments, work and/or school.

**Financing**

	Fund Type	Grant Year	Grant	Funded Amount	Drawn In Program Year	Drawn Thru Program Year
CDBG	EN	2023	B23UC170003	\$11,207.00	\$4,453.54	\$11,207.00
<b>Total</b>	<b>Total</b>			<b>\$11,207.00</b>	<b>\$4,453.54</b>	<b>\$11,207.00</b>

**Proposed Accomplishments**

People (General) : 110

**Actual Accomplishments**

*Number assisted:*

	Owner		Renter		Total		Person	
	Total	Hispanic	Total	Hispanic	Total	Hispanic	Total	Hispanic
White:	0	0	0	0	0	0	108	38
Black/African American:	0	0	0	0	0	0	161	1
Asian:	0	0	0	0	0	0	2	0
American Indian/Alaskan Native:	0	0	0	0	0	0	0	0
Native Hawaiian/Other Pacific Islander:	0	0	0	0	0	0	0	0
American Indian/Alaskan Native & White:	0	0	0	0	0	0	0	0
Asian White:	0	0	0	0	0	0	0	0
Black/African American & White:	0	0	0	0	0	0	0	0
American Indian/Alaskan Native & Black/African American:	0	0	0	0	0	0	0	0
Other multi-racial:	0	0	0	0	0	0	19	8
Asian/Pacific Islander:	0	0	0	0	0	0	0	0
Hispanic:	0	0	0	0	0	0	0	0



U.S. Department of Housing and Urban Development  
Office of Community Planning and Development  
Integrated Disbursement and Information System  
CDBG Activity Summary Report (GPR) for Program Year 2024  
LAKE COUNTY

Date: 11-Jul-2025  
Time: 16:07  
Page: 54

**Total:** 0 0 0 0 0 0 290 47

Female-headed Households: 0 0 0

Income Category:

	Owner	Renter	Total	Person
Extremely Low	0	0	0	290
Low Mod	0	0	0	0
Moderate	0	0	0	0
Non Low Moderate	0	0	0	0
Total	0	0	0	290
Percent Low/Mod				100.0%

Annual Accomplishments

Years	Accomplishment Narrative	# Benefitting
2023		



U.S. Department of Housing and Urban Development  
Office of Community Planning and Development  
Integrated Disbursement and Information System  
CDBG Activity Summary Report (GPR) for Program Year 2024  
LAKE COUNTY

Date: 11-Jul-2025  
Time: 16:07  
Page: 55

**PGM Year:** 2023  
**Project:** 0007 - Facility Improvements - Special Needs  
**IDIS Activity:** 4427 - Clearbrook - CMHC

**Status:** Completed 5/13/2024 12:00:00 AM  
**Location:** 1655 Northwind Blvd Libertyville, IL 60048-9613

**Objective:** Create suitable living environments  
**Outcome:** Availability/accessibility  
**Matrix Code:** Facility for Persons with Disabilities (03B)

**National Objective:** LMC

**Activity to prevent, prepare for, and respond to Coronavirus:** No

**Initial Funding Date:** 11/16/2023

**Description:**

Acquisition of a property to be operated as a Community Mental Health (CMHC) serving persons with disabilities.

**Financing**

	Fund Type	Grant Year	Grant	Funded Amount	Drawn In Program Year	Drawn Thru Program Year
CDBG	EN	2020	B20UC170003	\$21,456.00	\$0.00	\$21,456.00
		2022	B22UC170003	\$104,938.00	\$0.00	\$104,938.00
		2023	B23UC170003	\$149,981.40	\$0.00	\$149,981.40
<b>Total</b>	<b>Total</b>			<b>\$276,375.40</b>	<b>\$0.00</b>	<b>\$276,375.40</b>

**Proposed Accomplishments**

Public Facilities : 25

**Actual Accomplishments**

*Number assisted:*

	Owner		Renter		Total		Person	
	Total	Hispanic	Total	Hispanic	Total	Hispanic	Total	Hispanic
White:	0	0	0	0	0	0	13	2
Black/African American:	0	0	0	0	0	0	0	0
Asian:	0	0	0	0	0	0	0	0
American Indian/Alaskan Native:	0	0	0	0	0	0	0	0
Native Hawaiian/Other Pacific Islander:	0	0	0	0	0	0	0	0
American Indian/Alaskan Native & White:	0	0	0	0	0	0	0	0
Asian White:	0	0	0	0	0	0	0	0
Black/African American & White:	0	0	0	0	0	0	0	0
American Indian/Alaskan Native & Black/African American:	0	0	0	0	0	0	0	0
Other multi-racial:	0	0	0	0	0	0	0	0
Asian/Pacific Islander:	0	0	0	0	0	0	0	0



U.S. Department of Housing and Urban Development  
Office of Community Planning and Development  
Integrated Disbursement and Information System  
CDBG Activity Summary Report (GPR) for Program Year 2024  
LAKE COUNTY

Date: 11-Jul-2025  
Time: 16:07  
Page: 56

Hispanic:	0	0	0	0	0	0	0
<b>Total:</b>	<b>0</b>	<b>0</b>	<b>0</b>	<b>0</b>	<b>0</b>	<b>0</b>	<b>13</b>
Female-headed Households:	0		0		0		
<i>Income Category:</i>							
	<b>Owner</b>	<b>Renter</b>	<b>Total</b>	<b>Person</b>			
Extremely Low	0	0	0	13			
Low Mod	0	0	0	0			
Moderate	0	0	0	0			
Non Low Moderate	0	0	0	0			
Total	0	0	0	13			
Percent Low/Mod	100.0%						

**Annual Accomplishments**

<b>Years</b>	<b>Accomplishment Narrative</b>	<b># Benefitting</b>
2023	Acquisition of a property to be operated as a Community Mental Health Center serving persons with disabilities.	



U.S. Department of Housing and Urban Development  
Office of Community Planning and Development  
Integrated Disbursement and Information System  
CDBG Activity Summary Report (GPR) for Program Year 2024  
LAKE COUNTY

Date: 11-Jul-2025  
Time: 16:07  
Page: 57

**PGM Year:** 2022  
**Project:** 0015 - Program Administration  
**IDIS Activity:** 4431 - 2022 CDBG Program Administration

**Status:** Open  
**Location:** ,

**Objective:**  
**Outcome:**  
**Matrix Code:** General Program Administration (21A) **National Objective:**

**Activity to prevent, prepare for, and respond to Coronavirus:** No

**Initial Funding Date:** 12/08/2023

**Description:**  
CDBG Admin  
**Financing**

	Fund Type	Grant Year	Grant	Funded Amount	Drawn In Program Year	Drawn Thru Program Year
CDBG	EN	2022	B22UC170003	\$535,136.50	\$182,192.89	\$535,136.50
	PI			\$13,016.50	\$0.00	\$13,016.50
<b>Total</b>	<b>Total</b>			<b>\$548,153.00</b>	<b>\$182,192.89</b>	<b>\$548,153.00</b>

**Proposed Accomplishments**

**Actual Accomplishments**

*Number assisted:*

	Owner		Renter		Total		Person	
	Total	Hispanic	Total	Hispanic	Total	Hispanic	Total	Hispanic
White:					0	0		
Black/African American:					0	0		
Asian:					0	0		
American Indian/Alaskan Native:					0	0		
Native Hawaiian/Other Pacific Islander:					0	0		
American Indian/Alaskan Native & White:					0	0		
Asian White:					0	0		
Black/African American & White:					0	0		
American Indian/Alaskan Native & Black/African American:					0	0		
Other multi-racial:					0	0		
Asian/Pacific Islander:					0	0		
Hispanic:					0	0		
<b>Total:</b>	<b>0</b>	<b>0</b>	<b>0</b>	<b>0</b>	<b>0</b>	<b>0</b>	<b>0</b>	<b>0</b>





U.S. Department of Housing and Urban Development  
Office of Community Planning and Development  
Integrated Disbursement and Information System  
CDBG Activity Summary Report (GPR) for Program Year 2024  
LAKE COUNTY

Date: 11-Jul-2025  
Time: 16:07  
Page: 58

Female-headed Households: 0

Income Category:	Owner	Renter	Total	Person
Extremely Low			0	
Low Mod			0	
Moderate			0	
Non Low Moderate			0	
Total	0	0	0	0
Percent Low/Mod				

**Annual Accomplishments**  
No data returned for this view. This might be because the applied filter excludes all data.



U.S. Department of Housing and Urban Development  
Office of Community Planning and Development  
Integrated Disbursement and Information System  
CDBG Activity Summary Report (GPR) for Program Year 2024  
LAKE COUNTY

Date: 11-Jul-2025  
Time: 16:07  
Page: 59

**PGM Year:** 2021  
**Project:** 0013 - Acquisition of Affordable Rental Housing  
**IDIS Activity:** 4440 - C2115-C CPAH - 2320 Springhill Ln.

**Status:** Completed 6/12/2025 3:16:59 PM  
**Location:** 2320 Springhill Ln Lindenhurst, IL 60046-8848

**Objective:** Provide decent affordable housing

**Outcome:** Affordability

**Matrix Code:** Acquisition for Rehabilitation (14G)

**National Objective:** LMH

**Activity to prevent, prepare for, and respond to Coronavirus:** No

**Initial Funding Date:** 01/24/2024

**Description:**

Acquisition and rehabilitation of a single family home to be operated as an affordable rental property.

**Financing**

	Fund Type	Grant Year	Grant	Funded Amount	Drawn In Program Year	Drawn Thru Program Year
CDBG	EN	2020	B20UC170003	\$20,000.00	\$0.00	\$20,000.00
		2022	B22UC170003	\$176,275.00	\$37,640.65	\$176,275.00
<b>Total</b>	<b>Total</b>			<b>\$196,275.00</b>	<b>\$37,640.65</b>	<b>\$196,275.00</b>

**Proposed Accomplishments**

Housing Units : 1

**Actual Accomplishments**

*Number assisted:*

	Owner		Renter		Total		Person	
	Total	Hispanic	Total	Hispanic	Total	Hispanic	Total	Hispanic
White:	0	0	1	0	1	0	0	0
Black/African American:	0	0	0	0	0	0	0	0
Asian:	0	0	0	0	0	0	0	0
American Indian/Alaskan Native:	0	0	0	0	0	0	0	0
Native Hawaiian/Other Pacific Islander:	0	0	0	0	0	0	0	0
American Indian/Alaskan Native & White:	0	0	0	0	0	0	0	0
Asian White:	0	0	0	0	0	0	0	0
Black/African American & White:	0	0	0	0	0	0	0	0
American Indian/Alaskan Native & Black/African American:	0	0	0	0	0	0	0	0
Other multi-racial:	0	0	0	0	0	0	0	0
Asian/Pacific Islander:	0	0	0	0	0	0	0	0
Hispanic:	0	0	0	0	0	0	0	0



U.S. Department of Housing and Urban Development  
Office of Community Planning and Development  
Integrated Disbursement and Information System  
CDBG Activity Summary Report (GPR) for Program Year 2024  
LAKE COUNTY

Date: 11-Jul-2025  
Time: 16:07  
Page: 60

**Total:** 0 0 1 0 1 0 0 0

Female-headed Households: 0 0 0

Income Category:

	Owner	Renter	Total	Person
Extremely Low	0	1	1	0
Low Mod	0	0	0	0
Moderate	0	0	0	0
Non Low Moderate	0	0	0	0
Total	0	1	1	0
Percent Low/Mod		100.0%	100.0%	

Annual Accomplishments

Years	Accomplishment Narrative	# Benefitting
2023	Acquisition, rehab, and rental of a single family home.	



U.S. Department of Housing and Urban Development  
Office of Community Planning and Development  
Integrated Disbursement and Information System  
CDBG Activity Summary Report (GPR) for Program Year 2024  
LAKE COUNTY

Date: 11-Jul-2025  
Time: 16:07  
Page: 61

<b>PGM Year:</b>	2021					
<b>Project:</b>	0013 - Acquisition of Affordable Rental Housing					
<b>IDIS Activity:</b>	4448 - C2115-C CPAH - 1913 Hazelwood					
<b>Status:</b>	Completed 6/12/2025 3:02:25 PM	<b>Objective:</b>	Provide decent affordable housing			
<b>Location:</b>	1913 Hazelwood Dr Lindenhurst, IL 60046-8334	<b>Outcome:</b>	Affordability			
		<b>Matrix Code:</b>	Rehab; Single-Unit Residential (14A)	<b>National Objective:</b>	LMH	

**Activity to prevent, prepare for, and respond to Coronavirus:** No

**Initial Funding Date:** 04/05/2024

**Description:**

Acquisition and rehab of a single family home to be operated as an affordable rental property.

**Financing**

	Fund Type	Grant Year	Grant	Funded Amount	Drawn In Program Year	Drawn Thru Program Year
CDBG	EN	2022	B22UC170003	\$153,725.00	\$1,805.00	\$153,725.00
		2023	B23UC170003	\$25,000.00	\$25,000.00	\$25,000.00
<b>Total</b>	<b>Total</b>			<b>\$178,725.00</b>	<b>\$26,805.00</b>	<b>\$178,725.00</b>

**Proposed Accomplishments**

Housing Units : 1

**Actual Accomplishments**

*Number assisted:*

	<b>Owner</b>		<b>Renter</b>		<b>Total</b>		<b>Person</b>	
	Total	Hispanic	Total	Hispanic	Total	Hispanic	Total	Hispanic
White:	0	0	1	0	1	0	0	0
Black/African American:	0	0	0	0	0	0	0	0
Asian:	0	0	0	0	0	0	0	0
American Indian/Alaskan Native:	0	0	0	0	0	0	0	0
Native Hawaiian/Other Pacific Islander:	0	0	0	0	0	0	0	0
American Indian/Alaskan Native & White:	0	0	0	0	0	0	0	0
Asian White:	0	0	0	0	0	0	0	0
Black/African American & White:	0	0	0	0	0	0	0	0
American Indian/Alaskan Native & Black/African American:	0	0	0	0	0	0	0	0
Other multi-racial:	0	0	0	0	0	0	0	0
Asian/Pacific Islander:	0	0	0	0	0	0	0	0
Hispanic:	0	0	0	0	0	0	0	0



U.S. Department of Housing and Urban Development  
Office of Community Planning and Development  
Integrated Disbursement and Information System  
CDBG Activity Summary Report (GPR) for Program Year 2024  
LAKE COUNTY

Date: 11-Jul-2025  
Time: 16:07  
Page: 62

**Total:** 0 0 1 0 1 0 0 0

Female-headed Households: 0 0 0

*Income Category:*

	Owner	Renter	Total	Person
Extremely Low	0	0	0	0
Low Mod	0	0	0	0
Moderate	0	1	1	0
Non Low Moderate	0	0	0	0
Total	0	1	1	0
Percent Low/Mod		100.0%	100.0%	

**Annual Accomplishments**

Years	Accomplishment Narrative	# Benefitting
2023	Acquisition and rehab of a single family home to be operated as a affordable rental property.	



U.S. Department of Housing and Urban Development  
Office of Community Planning and Development  
Integrated Disbursement and Information System  
CDBG Activity Summary Report (GPR) for Program Year 2024  
LAKE COUNTY

Date: 11-Jul-2025  
Time: 16:07  
Page: 63

**PGM Year:** 2023  
**Project:** 0003 - Acquisition of Affordable Rental Housing  
**IDIS Activity:** 4450 - Lake County Haven - Acquisition

**Status:** Completed 7/26/2024 12:00:00 AM  
**Location:** Address Suppressed

**Objective:** Provide decent affordable housing  
**Outcome:** Affordability  
**Matrix Code:** Acquisition of Real Property (01)

**National Objective:** LMH

**Activity to prevent, prepare for, and respond to Coronavirus:** No

**Initial Funding Date:** 04/11/2024

**Description:**

Acquisition of a property to be operated as a shelter for victims of domestic violence.

**Financing**

	Fund Type	Grant Year	Grant	Funded Amount	Drawn In Program Year	Drawn Thru Program Year
CDBG	EN	2023	B23UC170003	\$211,291.00	\$0.00	\$211,291.00
<b>Total</b>	<b>Total</b>			<b>\$211,291.00</b>	<b>\$0.00</b>	<b>\$211,291.00</b>

**Proposed Accomplishments**

Housing Units : 1

**Actual Accomplishments**

*Number assisted:*

	Owner		Renter		Total		Person	
	Total	Hispanic	Total	Hispanic	Total	Hispanic	Total	Hispanic
White:	0	0	0	0	0	0		0
Black/African American:	0	0	0	0	0	0	0	0
Asian:	0	0	0	0	0	0	0	0
American Indian/Alaskan Native:	0	0	0	0	0	0	0	0
Native Hawaiian/Other Pacific Islander:	0	0	0	0	0	0	0	0
American Indian/Alaskan Native & White:	0	0	0	0	0	0	0	0
Asian White:	0	0	1	0	1	0	0	0
Black/African American & White:	0	0	0	0	0	0	0	0
American Indian/Alaskan Native & Black/African American:	0	0	0	0	0	0	0	0
Other multi-racial:	0	0	0	0	0	0	0	0
Asian/Pacific Islander:	0	0	0	0	0	0	0	0
Hispanic:	0	0	0	0	0	0	0	0
<b>Total:</b>	<b>0</b>	<b>0</b>	<b>1</b>	<b>0</b>	<b>1</b>	<b>0</b>	<b>0</b>	<b>0</b>



U.S. Department of Housing and Urban Development  
Office of Community Planning and Development  
Integrated Disbursement and Information System  
CDBG Activity Summary Report (GPR) for Program Year 2024  
LAKE COUNTY

Date: 11-Jul-2025  
Time: 16:07  
Page: 64

Female-headed Households: 0 0 0

*Income Category:*

	Owner	Renter	Total	Person
Extremely Low	0	0	0	0
Low Mod	0	1	1	0
Moderate	0	0	0	0
Non Low Moderate	0	0	0	0
Total	0	1	1	0
Percent Low/Mod		100.0%	100.0%	

**Annual Accomplishments**

Years	Accomplishment Narrative	# Benefitting
2023	Acquisition of a property to be operated as transitional housing for victims of domestic violence.	



U.S. Department of Housing and Urban Development  
Office of Community Planning and Development  
Integrated Disbursement and Information System  
CDBG Activity Summary Report (GPR) for Program Year 2024  
LAKE COUNTY

Date: 11-Jul-2025  
Time: 16:07  
Page: 65

**PGM Year:** 2020  
**Project:** 0011 - Owner Occupied Rehabilitation Program  
**IDIS Activity:** 4455 - CPAH OOR 3301 Gabriel

**Status:** Completed 11/15/2024 12:00:00 AM  
**Location:** 3301 Gabriel Ave Zion, IL 60099-3532

**Objective:** Provide decent affordable housing

**Outcome:** Sustainability

**Matrix Code:** Rehab; Single-Unit Residential (14A)

**National Objective:** LMH

**Activity to prevent, prepare for, and respond to Coronavirus:** No

**Initial Funding Date:** 06/11/2024

**Description:**

This project consists of the rehabilitation of an eligible owner-occupied single family unit.

**Financing**

	Fund Type	Grant Year	Grant	Funded Amount	Drawn In Program Year	Drawn Thru Program Year
CDBG	EN	2020	B20UC170003	\$23,407.73	\$23,407.73	\$23,407.73
<b>Total</b>	<b>Total</b>			<b>\$23,407.73</b>	<b>\$23,407.73</b>	<b>\$23,407.73</b>

**Proposed Accomplishments**

Housing Units : 1

**Actual Accomplishments**

*Number assisted:*

	<b>Owner</b>		<b>Renter</b>		<b>Total</b>		<b>Person</b>	
	Total	Hispanic	Total	Hispanic	Total	Hispanic	Total	Hispanic
White:	0	0	0	0	0	0		0
Black/African American:	1	0	0	0	1	0	0	0
Asian:	0	0	0	0	0	0	0	0
American Indian/Alaskan Native:	0	0	0	0	0	0	0	0
Native Hawaiian/Other Pacific Islander:	0	0	0	0	0	0	0	0
American Indian/Alaskan Native & White:	0	0	0	0	0	0	0	0
Asian White:	0	0	0	0	0	0	0	0
Black/African American & White:	0	0	0	0	0	0	0	0
American Indian/Alaskan Native & Black/African American:	0	0	0	0	0	0	0	0
Other multi-racial:	0	0	0	0	0	0	0	0
Asian/Pacific Islander:	0	0	0	0	0	0	0	0
Hispanic:	0	0	0	0	0	0	0	0
<b>Total:</b>	<b>1</b>	<b>0</b>	<b>0</b>	<b>0</b>	<b>1</b>	<b>0</b>	<b>0</b>	<b>0</b>





U.S. Department of Housing and Urban Development  
Office of Community Planning and Development  
Integrated Disbursement and Information System  
CDBG Activity Summary Report (GPR) for Program Year 2024  
LAKE COUNTY

Date: 11-Jul-2025  
Time: 16:07  
Page: 66

Female-headed Households: 0 0 0

*Income Category:*

	Owner	Renter	Total	Person
Extremely Low	0	0	0	0
Low Mod	1	0	1	0
Moderate	0	0	0	0
Non Low Moderate	0	0	0	0
Total	1	0	1	0
Percent Low/Mod	100.0%		100.0%	

**Annual Accomplishments**

Years	Accomplishment Narrative	# Benefitting
2020	This project consisted of the owner occupied rehabilitation for an income eligible homeowner in a single family residence.	



U.S. Department of Housing and Urban Development  
Office of Community Planning and Development  
Integrated Disbursement and Information System  
CDBG Activity Summary Report (GPR) for Program Year 2024  
LAKE COUNTY

Date: 11-Jul-2025  
Time: 16:07  
Page: 67

**PGM Year:** 2021  
**Project:** 0013 - Acquisition of Affordable Rental Housing  
**IDIS Activity:** 4456 - Raquan's Haven - LCHA Acquisition - 237 Midway

**Status:** Completed 6/30/2024 12:00:00 AM  
**Location:** 237 Midway Dr Mundelein, IL 60060-2858

**Objective:** Provide decent affordable housing  
**Outcome:** Affordability  
**Matrix Code:** Acquisition of Real Property (01)

**National Objective:** LMH

**Activity to prevent, prepare for, and respond to Coronavirus:** No

**Initial Funding Date:** 06/18/2024

**Description:**

Acquisition of a single family home to be operated as an affordable rental property.

**Financing**

	Fund Type	Grant Year	Grant	Funded Amount	Drawn In Program Year	Drawn Thru Program Year
CDBG	EN	2022	B22UC170003	\$125,000.00	\$125,000.00	\$125,000.00
<b>Total</b>	<b>Total</b>			<b>\$125,000.00</b>	<b>\$125,000.00</b>	<b>\$125,000.00</b>

**Proposed Accomplishments**

Housing Units : 1

**Actual Accomplishments**

*Number assisted:*

	<b>Owner</b>		<b>Renter</b>		<b>Total</b>		<b>Person</b>	
	Total	Hispanic	Total	Hispanic	Total	Hispanic	Total	Hispanic
White:	0	0	0	0	0	0		0
Black/African American:	0	0	1	0	1	0	0	0
Asian:	0	0	0	0	0	0	0	0
American Indian/Alaskan Native:	0	0	0	0	0	0	0	0
Native Hawaiian/Other Pacific Islander:	0	0	0	0	0	0	0	0
American Indian/Alaskan Native & White:	0	0	0	0	0	0	0	0
Asian White:	0	0	0	0	0	0	0	0
Black/African American & White:	0	0	0	0	0	0	0	0
American Indian/Alaskan Native & Black/African American:	0	0	0	0	0	0	0	0
Other multi-racial:	0	0	0	0	0	0	0	0
Asian/Pacific Islander:	0	0	0	0	0	0	0	0
Hispanic:	0	0	0	0	0	0	0	0
<b>Total:</b>	<b>0</b>	<b>0</b>	<b>1</b>	<b>0</b>	<b>1</b>	<b>0</b>	<b>0</b>	<b>0</b>



U.S. Department of Housing and Urban Development  
Office of Community Planning and Development  
Integrated Disbursement and Information System  
CDBG Activity Summary Report (GPR) for Program Year 2024  
LAKE COUNTY

Date: 11-Jul-2025  
Time: 16:07  
Page: 68

Female-headed Households: 0 0 0

*Income Category:*

	Owner	Renter	Total	Person
Extremely Low	0	1	1	0
Low Mod	0	0	0	0
Moderate	0	0	0	0
Non Low Moderate	0	0	0	0
Total	0	1	1	0
Percent Low/Mod		100.0%	100.0%	

**Annual Accomplishments**

Years	Accomplishment Narrative	# Benefitting
2023	Acquisition of a single family home to be operated as an affordable rental property.	



U.S. Department of Housing and Urban Development  
Office of Community Planning and Development  
Integrated Disbursement and Information System  
CDBG Activity Summary Report (GPR) for Program Year 2024  
LAKE COUNTY

Date: 11-Jul-2025  
Time: 16:07  
Page: 69

**PGM Year:** 2023  
**Project:** 0004 - Affordable Housing Rehabilitation and Resale  
**IDIS Activity:** 4461 - CPAH CLT 139 Pershing

**Status:** Completed 4/28/2025 12:00:00 AM

**Location:** 139 N Pershing Ave Mundelein, IL 60060-2153

**Objective:** Provide decent affordable housing

**Outcome:** Affordability

**Matrix Code:** Acquisition of Real Property (01)

**National Objective:** LMH

**Activity to prevent, prepare for, and respond to Coronavirus:** No

**Initial Funding Date:** 08/07/2024

**Description:**

Acquisition of one single family home to be resold via the Community Land Trust model.

**Financing**

	Fund Type	Grant Year	Grant	Funded Amount	Drawn In Program Year	Drawn Thru Program Year
CDBG	EN	2023	B23UC170003	\$118,185.00	\$118,185.00	\$118,185.00
<b>Total</b>	<b>Total</b>			<b>\$118,185.00</b>	<b>\$118,185.00</b>	<b>\$118,185.00</b>

**Proposed Accomplishments**

Housing Units : 1

**Actual Accomplishments**

*Number assisted:*

	<b>Owner</b>		<b>Renter</b>		<b>Total</b>		<b>Person</b>	
	Total	Hispanic	Total	Hispanic	Total	Hispanic	Total	Hispanic
White:	0	0	0	0	0	0		0
Black/African American:	0	0	0	0	0	0	0	0
Asian:	0	0	0	0	0	0	0	0
American Indian/Alaskan Native:	0	0	0	0	0	0	0	0
Native Hawaiian/Other Pacific Islander:	0	0	0	0	0	0	0	0
American Indian/Alaskan Native & White:	0	0	0	0	0	0	0	0
Asian White:	0	0	0	0	0	0	0	0
Black/African American & White:	0	0	0	0	0	0	0	0
American Indian/Alaskan Native & Black/African American:	0	0	0	0	0	0	0	0
Other multi-racial:	1	1	0	0	1	1	0	0
Asian/Pacific Islander:	0	0	0	0	0	0	0	0
Hispanic:	0	0	0	0	0	0	0	0
<b>Total:</b>	<b>1</b>	<b>1</b>	<b>0</b>	<b>0</b>	<b>1</b>	<b>1</b>	<b>0</b>	<b>0</b>



U.S. Department of Housing and Urban Development  
Office of Community Planning and Development  
Integrated Disbursement and Information System  
CDBG Activity Summary Report (GPR) for Program Year 2024  
LAKE COUNTY

Date: 11-Jul-2025  
Time: 16:07  
Page: 70

Female-headed Households: 0 0 0

Income Category:

	Owner	Renter	Total	Person
Extremely Low	0	0	0	0
Low Mod	0	0	0	0
Moderate	1	0	1	0
Non Low Moderate	0	0	0	0
Total	1	0	1	0
Percent Low/Mod	100.0%		100.0%	

Annual Accomplishments

Years	Accomplishment Narrative	# Benefitting
2023	Acquisition of one single family home to be resold via the Community Land Trust model.	



U.S. Department of Housing and Urban Development  
Office of Community Planning and Development  
Integrated Disbursement and Information System  
CDBG Activity Summary Report (GPR) for Program Year 2024  
LAKE COUNTY

Date: 11-Jul-2025  
Time: 16:07  
Page: 71

<b>PGM Year:</b>	2024					
<b>Project:</b>	0002 - PY24 Public Services					
<b>IDIS Activity:</b>	4468 - AAHAA - Healthcare Expansion					
<b>Status:</b>	Open	<b>Objective:</b>	Create suitable living environments			
<b>Location:</b>	874 Main St Antioch, IL 60002-1509	<b>Outcome:</b>	Availability/accessibility			
		<b>Matrix Code:</b>	Health Services (05M)		<b>National Objective:</b>	LMC

**Activity to prevent, prepare for, and respond to Coronavirus:** No

**Initial Funding Date:** 09/18/2024

**Description:**

Health care services for lowmod income clients.

**Financing**

	Fund Type	Grant Year	Grant	Funded Amount	Drawn In Program Year	Drawn Thru Program Year
CDBG	EN	2024	B24UC170003	\$18,371.00	\$17,249.81	\$17,249.81
<b>Total</b>	<b>Total</b>			<b>\$18,371.00</b>	<b>\$17,249.81</b>	<b>\$17,249.81</b>

**Proposed Accomplishments**

People (General) : 380

**Actual Accomplishments**

*Number assisted:*

	<b>Owner</b>		<b>Renter</b>		<b>Total</b>		<b>Person</b>	
	Total	Hispanic	Total	Hispanic	Total	Hispanic	Total	Hispanic
White:	0	0	0	0	0	0	154	11
Black/African American:	0	0	0	0	0	0	3	0
Asian:	0	0	0	0	0	0	0	0
American Indian/Alaskan Native:	0	0	0	0	0	0	0	0
Native Hawaiian/Other Pacific Islander:	0	0	0	0	0	0	0	0
American Indian/Alaskan Native & White:	0	0	0	0	0	0	0	0
Asian White:	0	0	0	0	0	0	0	0
Black/African American & White:	0	0	0	0	0	0	0	0
American Indian/Alaskan Native & Black/African American:	0	0	0	0	0	0	0	0
Other multi-racial:	0	0	0	0	0	0	1	0
Asian/Pacific Islander:	0	0	0	0	0	0	0	0
Hispanic:	0	0	0	0	0	0	0	0
<b>Total:</b>	<b>0</b>	<b>0</b>	<b>0</b>	<b>0</b>	<b>0</b>	<b>0</b>	<b>158</b>	<b>11</b>



U.S. Department of Housing and Urban Development  
Office of Community Planning and Development  
Integrated Disbursement and Information System  
CDBG Activity Summary Report (GPR) for Program Year 2024  
LAKE COUNTY

Date: 11-Jul-2025  
Time: 16:07  
Page: 72

Female-headed Households: 0 0 0

Income Category:

	Owner	Renter	Total	Person
Extremely Low	0	0	0	81
Low Mod	0	0	0	59
Moderate	0	0	0	10
Non Low Moderate	0	0	0	8
Total	0	0	0	158
Percent Low/Mod				94.9%

Annual Accomplishments

Years	Accomplishment Narrative	# Benefitting
2024		



U.S. Department of Housing and Urban Development  
Office of Community Planning and Development  
Integrated Disbursement and Information System  
CDBG Activity Summary Report (GPR) for Program Year 2024  
LAKE COUNTY

Date: 11-Jul-2025  
Time: 16:07  
Page: 73

**PGM Year:** 2024

**Project:** 0002 - PY24 Public Services

**IDIS Activity:** 4469 - CEL - Adaptive Equipment

**Status:** Completed 6/27/2025 12:00:00 AM

**Location:** 280 Saunders Rd Riverwoods, IL 60015-3835

**Objective:** Create suitable living environments

**Outcome:** Availability/accessibility

**Matrix Code:** Services for Persons with Disabilities  
(05B)

**National Objective:** LMC

**Activity to prevent, prepare for, and respond to Coronavirus:** No

**Initial Funding Date:** 09/18/2024

**Description:**

**Financing**

	Fund Type	Grant Year	Grant	Funded Amount	Drawn In Program Year	Drawn Thru Program Year
CDBG	EN	2024	B24UC170003	\$25,870.00	\$25,870.00	\$25,870.00
<b>Total</b>	<b>Total</b>			<b>\$25,870.00</b>	<b>\$25,870.00</b>	<b>\$25,870.00</b>

**Proposed Accomplishments**

People (General) : 206

**Actual Accomplishments**

*Number assisted:*

	<b>Owner</b>		<b>Renter</b>		<b>Total</b>		<b>Person</b>	
	Total	Hispanic	Total	Hispanic	Total	Hispanic	Total	Hispanic
White:	0	0	0	0	0	0	316	16
Black/African American:	0	0	0	0	0	0	32	0
Asian:	0	0	0	0	0	0	30	0
American Indian/Alaskan Native:	0	0	0	0	0	0	0	0
Native Hawaiian/Other Pacific Islander:	0	0	0	0	0	0	0	0
American Indian/Alaskan Native & White:	0	0	0	0	0	0	0	0
Asian White:	0	0	0	0	0	0	0	0
Black/African American & White:	0	0	0	0	0	0	0	0
American Indian/Alaskan Native & Black/African American:	0	0	0	0	0	0	0	0
Other multi-racial:	0	0	0	0	0	0	27	0
Asian/Pacific Islander:	0	0	0	0	0	0	0	0
Hispanic:	0	0	0	0	0	0	0	0
<b>Total:</b>	<b>0</b>	<b>0</b>	<b>0</b>	<b>0</b>	<b>0</b>	<b>0</b>	<b>405</b>	<b>16</b>





U.S. Department of Housing and Urban Development  
Office of Community Planning and Development  
Integrated Disbursement and Information System  
CDBG Activity Summary Report (GPR) for Program Year 2024  
LAKE COUNTY

Date: 11-Jul-2025  
Time: 16:07  
Page: 74

Female-headed Households: 0 0 0

Income Category:

	Owner	Renter	Total	Person
Extremely Low	0	0	0	405
Low Mod	0	0	0	0
Moderate	0	0	0	0
Non Low Moderate	0	0	0	0
Total	0	0	0	405
Percent Low/Mod				100.0%

Annual Accomplishments

Years	Accomplishment Narrative	# Benefitting
2024		



U.S. Department of Housing and Urban Development  
Office of Community Planning and Development  
Integrated Disbursement and Information System  
CDBG Activity Summary Report (GPR) for Program Year 2024  
LAKE COUNTY

Date: 11-Jul-2025  
Time: 16:07  
Page: 75

<b>PGM Year:</b>	2024		
<b>Project:</b>	0002 - PY24 Public Services		
<b>IDIS Activity:</b>	4470 - Eldercare - Transportation		
<b>Status:</b>	Completed 1/8/2025 12:00:00 AM	<b>Objective:</b>	Create suitable living environments
<b>Location:</b>	410 Grand Ave Waukegan, IL 60085-4227	<b>Outcome:</b>	Availability/accessibility
		<b>Matrix Code:</b>	Senior Services (05A)
		<b>National Objective:</b>	LMC

**Activity to prevent, prepare for, and respond to Coronavirus:** No

**Initial Funding Date:** 09/18/2024

**Description:**

ElderCARE will provide volunteer-driven transportation that includes free door-through-door escorted transportation to and from medical appointments to older adults in the community; grocery shopping assistance; and friendly visitors.

**Financing**

	Fund Type	Grant Year	Grant	Funded Amount	Drawn In Program Year	Drawn Thru Program Year
CDBG	EN	2024	B24UC170003	\$25,000.00	\$25,000.00	\$25,000.00
<b>Total</b>	<b>Total</b>			<b>\$25,000.00</b>	<b>\$25,000.00</b>	<b>\$25,000.00</b>

**Proposed Accomplishments**

People (General) : 554

**Actual Accomplishments**

*Number assisted:*

	Owner		Renter		Total		Person	
	Total	Hispanic	Total	Hispanic	Total	Hispanic	Total	Hispanic
White:	0	0	0	0	0	0	546	71
Black/African American:	0	0	0	0	0	0	106	0
Asian:	0	0	0	0	0	0	30	0
American Indian/Alaskan Native:	0	0	0	0	0	0	0	0
Native Hawaiian/Other Pacific Islander:	0	0	0	0	0	0	0	0
American Indian/Alaskan Native & White:	0	0	0	0	0	0	0	0
Asian White:	0	0	0	0	0	0	0	0
Black/African American & White:	0	0	0	0	0	0	0	0
American Indian/Alaskan Native & Black/African American:	0	0	0	0	0	0	0	0
Other multi-racial:	0	0	0	0	0	0	84	0
Asian/Pacific Islander:	0	0	0	0	0	0	0	0
Hispanic:	0	0	0	0	0	0	0	0



U.S. Department of Housing and Urban Development  
Office of Community Planning and Development  
Integrated Disbursement and Information System  
CDBG Activity Summary Report (GPR) for Program Year 2024  
LAKE COUNTY

Date: 11-Jul-2025  
Time: 16:07  
Page: 76

**Total:** 0 0 0 0 0 0 766 71

Female-headed Households: 0 0 0

Income Category:

	Owner	Renter	Total	Person
Extremely Low	0	0	0	766
Low Mod	0	0	0	0
Moderate	0	0	0	0
Non Low Moderate	0	0	0	0
Total	0	0	0	766
Percent Low/Mod				100.0%

Annual Accomplishments

Years	Accomplishment Narrative	# Benefitting
2024		



U.S. Department of Housing and Urban Development  
Office of Community Planning and Development  
Integrated Disbursement and Information System  
CDBG Activity Summary Report (GPR) for Program Year 2024  
LAKE COUNTY

Date: 11-Jul-2025  
Time: 16:07  
Page: 77

<b>PGM Year:</b>	2024				
<b>Project:</b>	0002 - PY24 Public Services				
<b>IDIS Activity:</b>	4471 - GLASA - Adaptive Sports Participation				
<b>Status:</b>	Open	<b>Objective:</b>	Create suitable living environments		
<b>Location:</b>	27864 Irma Lee Cir Ste 101 STE 101 Lake Forest, IL 60045-5114	<b>Outcome:</b>	Availability/accessibility		
		<b>Matrix Code:</b>	Services for Persons with Disabilities (05B)	<b>National Objective:</b>	LMC

**Activity to prevent, prepare for, and respond to Coronavirus:** No

**Initial Funding Date:** 09/19/2024

**Description:**

GLASA will provide transportation services with vehicles specially equipped to transport high-needs program participants and/or equipment to enable participation in adaptive sports programming.

**Financing**

	Fund Type	Grant Year	Grant	Funded Amount	Drawn In Program Year	Drawn Thru Program Year
CDBG	EN	2024	B24UC170003	\$14,000.00	\$11,638.85	\$11,638.85
<b>Total</b>	<b>Total</b>			<b>\$14,000.00</b>	<b>\$11,638.85</b>	<b>\$11,638.85</b>

**Proposed Accomplishments**

People (General) : 46

**Actual Accomplishments**

*Number assisted:*

	<b>Owner</b>		<b>Renter</b>		<b>Total</b>		<b>Person</b>	
	Total	Hispanic	Total	Hispanic	Total	Hispanic	Total	Hispanic
White:	0	0	0	0	0	0	38	7
Black/African American:	0	0	0	0	0	0	5	0
Asian:	0	0	0	0	0	0	5	0
American Indian/Alaskan Native:	0	0	0	0	0	0	0	0
Native Hawaiian/Other Pacific Islander:	0	0	0	0	0	0	0	0
American Indian/Alaskan Native & White:	0	0	0	0	0	0	0	0
Asian White:	0	0	0	0	0	0	0	0
Black/African American & White:	0	0	0	0	0	0	0	0
American Indian/Alaskan Native & Black/African American:	0	0	0	0	0	0	0	0
Other multi-racial:	0	0	0	0	0	0	1	0
Asian/Pacific Islander:	0	0	0	0	0	0	0	0
Hispanic:	0	0	0	0	0	0	0	0



U.S. Department of Housing and Urban Development  
Office of Community Planning and Development  
Integrated Disbursement and Information System  
CDBG Activity Summary Report (GPR) for Program Year 2024  
LAKE COUNTY

Date: 11-Jul-2025  
Time: 16:07  
Page: 78

**Total:** 0 0 0 0 0 0 49 7

Female-headed Households: 0 0 0 0

Income Category:

	Owner	Renter	Total	Person
Extremely Low	0	0	0	49
Low Mod	0	0	0	0
Moderate	0	0	0	0
Non Low Moderate	0	0	0	0
Total	0	0	0	49
Percent Low/Mod				100.0%

Annual Accomplishments

Years	Accomplishment Narrative	# Benefitting
2024		



U.S. Department of Housing and Urban Development  
Office of Community Planning and Development  
Integrated Disbursement and Information System  
CDBG Activity Summary Report (GPR) for Program Year 2024  
LAKE COUNTY

Date: 11-Jul-2025  
Time: 16:07  
Page: 79

<b>PGM Year:</b>	2024				
<b>Project:</b>	0002 - PY24 Public Services				
<b>IDIS Activity:</b>	4472 - Mano a Mano - Productive Parents				
<b>Status:</b>	Completed 6/27/2025 12:00:00 AM	<b>Objective:</b>	Create economic opportunities		
<b>Location:</b>	6 E Main St Round Lake Park, IL 60073-3602	<b>Outcome:</b>	Availability/accessibility		
		<b>Matrix Code:</b>	Other Public Services Not Listed in 05A-05Y, 03T (05Z)	<b>National Objective:</b>	LMC

**Activity to prevent, prepare for, and respond to Coronavirus:** No

**Initial Funding Date:** 09/19/2024

**Description:**

Mano a Mano Family Resource Center will provide resources and support that enables clients to achieve and maintain self-sufficiency, reduce dependency on public assistance and improve economic mobility through language and computer literacy classes, employment readiness and referrals.

**Financing**

	Fund Type	Grant Year	Grant	Funded Amount	Drawn In Program Year	Drawn Thru Program Year
CDBG	EN	2024	B24UC170003	\$30,000.00	\$28,476.66	\$28,476.66
<b>Total</b>	<b>Total</b>			<b>\$30,000.00</b>	<b>\$28,476.66</b>	<b>\$28,476.66</b>

**Proposed Accomplishments**

People (General) : 371

**Actual Accomplishments**

*Number assisted:*

	<b>Owner</b>		<b>Renter</b>		<b>Total</b>		<b>Person</b>	
	Total	Hispanic	Total	Hispanic	Total	Hispanic	Total	Hispanic
White:	0	0	0	0	0	0	6	0
Black/African American:	0	0	0	0	0	0	4	0
Asian:	0	0	0	0	0	0	0	0
American Indian/Alaskan Native:	0	0	0	0	0	0	0	0
Native Hawaiian/Other Pacific Islander:	0	0	0	0	0	0	0	0
American Indian/Alaskan Native & White:	0	0	0	0	0	0	0	0
Asian White:	0	0	0	0	0	0	0	0
Black/African American & White:	0	0	0	0	0	0	0	0
American Indian/Alaskan Native & Black/African American:	0	0	0	0	0	0	0	0
Other multi-racial:	0	0	0	0	0	0	668	667
Asian/Pacific Islander:	0	0	0	0	0	0	0	0
Hispanic:	0	0	0	0	0	0	0	0



U.S. Department of Housing and Urban Development  
Office of Community Planning and Development  
Integrated Disbursement and Information System  
CDBG Activity Summary Report (GPR) for Program Year 2024  
LAKE COUNTY

Date: 11-Jul-2025  
Time: 16:07  
Page: 80

Total:	0	0	0	0	0	0	678	667
Female-headed Households:	0		0		0			
Income Category:								
	Owner	Renter	Total	Person				
Extremely Low	0	0	0	353				
Low Mod	0	0	0	239				
Moderate	0	0	0	86				
Non Low Moderate	0	0	0	0				
Total	0	0	0	678				
Percent Low/Mod				100.0%				

Annual Accomplishments

Years	Accomplishment Narrative	# Benefitting
2024		







U.S. Department of Housing and Urban Development  
Office of Community Planning and Development  
Integrated Disbursement and Information System  
CDBG Activity Summary Report (GPR) for Program Year 2024  
LAKE COUNTY

Date: 11-Jul-2025  
Time: 16:07  
Page: 82

Female-headed Households: 0 0 0

Income Category:

	Owner	Renter	Total	Person
Extremely Low	0	0	0	51
Low Mod	0	0	0	25
Moderate	0	0	0	9
Non Low Moderate	0	0	0	0
Total	0	0	0	85
Percent Low/Mod				100.0%

Annual Accomplishments

Years	Accomplishment Narrative	# Benefitting
2024		



U.S. Department of Housing and Urban Development  
Office of Community Planning and Development  
Integrated Disbursement and Information System  
CDBG Activity Summary Report (GPR) for Program Year 2024  
LAKE COUNTY

Date: 11-Jul-2025  
Time: 16:07  
Page: 83

<b>PGM Year:</b>	2024				
<b>Project:</b>	0002 - PY24 Public Services				
<b>IDIS Activity:</b>	4474 - PADS Prevention and Diversion				
<b>Status:</b>	Open	<b>Objective:</b>	Create suitable living environments		
<b>Location:</b>	1800 Grand Ave Waukegan, IL 60085-3582	<b>Outcome:</b>	Availability/accessibility		
		<b>Matrix Code:</b>	Other Public Services Not Listed in 05A-05Y, 03T (05Z)	<b>National Objective:</b>	LMC

**Activity to prevent, prepare for, and respond to Coronavirus:** No

**Initial Funding Date:** 09/19/2024

**Description:**

PADS will serve individuals and families 'at risk' of homelessness according to HUD standards.  
The program is designed to divert households from and prevent their use of interim housing (shelter) services.

**Financing**

	Fund Type	Grant Year	Grant	Funded Amount	Drawn In Program Year	Drawn Thru Program Year
CDBG	EN	2024	B24UC170003	\$15,000.00	\$0.00	\$0.00
<b>Total</b>	<b>Total</b>			<b>\$15,000.00</b>	<b>\$0.00</b>	<b>\$0.00</b>

**Proposed Accomplishments**

People (General) : 151

**Actual Accomplishments**

*Number assisted:*

	<b>Owner</b>		<b>Renter</b>		<b>Total</b>		<b>Person</b>	
	Total	Hispanic	Total	Hispanic	Total	Hispanic	Total	Hispanic
White:	0	0	0	0	0	0	110	48
Black/African American:	0	0	0	0	0	0	305	0
Asian:	0	0	0	0	0	0	0	0
American Indian/Alaskan Native:	0	0	0	0	0	0	0	0
Native Hawaiian/Other Pacific Islander:	0	0	0	0	0	0	0	0
American Indian/Alaskan Native & White:	0	0	0	0	0	0	0	0
Asian White:	0	0	0	0	0	0	0	0
Black/African American & White:	0	0	0	0	0	0	0	0
American Indian/Alaskan Native & Black/African American:	0	0	0	0	0	0	0	0
Other multi-racial:	0	0	0	0	0	0	34	0
Asian/Pacific Islander:	0	0	0	0	0	0	0	0
Hispanic:	0	0	0	0	0	0	0	0



U.S. Department of Housing and Urban Development  
Office of Community Planning and Development  
Integrated Disbursement and Information System  
CDBG Activity Summary Report (GPR) for Program Year 2024  
LAKE COUNTY

Date: 11-Jul-2025  
Time: 16:07  
Page: 84

Total:	0	0	0	0	0	0	449	48
Female-headed Households:	0		0		0			
Income Category:								
	Owner	Renter	Total	Person				
Extremely Low	0	0	0	323				
Low Mod	0	0	0	126				
Moderate	0	0	0	0				
Non Low Moderate	0	0	0	0				
Total	0	0	0	449				
Percent Low/Mod				100.0%				

Annual Accomplishments

Years	Accomplishment Narrative	# Benefitting
2024		



U.S. Department of Housing and Urban Development  
Office of Community Planning and Development  
Integrated Disbursement and Information System  
CDBG Activity Summary Report (GPR) for Program Year 2024  
LAKE COUNTY

Date: 11-Jul-2025  
Time: 16:07  
Page: 85

**PGM Year:** 2024

**Project:** 0002 - PY24 Public Services

**IDIS Activity:** 4475 - PADS Client Transportation

**Status:** Completed 1/8/2025 12:00:00 AM

**Location:** 1800 Grand Ave Waukegan, IL 60085-3582

**Objective:** Create suitable living environments

**Outcome:** Availability/accessibility

**Matrix Code:** Transportation Services (05E)

**National Objective:** LMC

**Activity to prevent, prepare for, and respond to Coronavirus:** No

**Initial Funding Date:** 09/19/2024

**Description:**

PADS Lake County will cover the costs associated with an UBER account to provide transportation to clients in need of trips to doctor's appointments, work, shelter, hotels and other location not accessible by public transportation.

Additional funds will be used for bus passes for those that can use this resource to obtain community services when appropriate.

**Financing**

	Fund Type	Grant Year	Grant	Funded Amount	Drawn In Program Year	Drawn Thru Program Year
CDBG	EN	2024	B24UC170003	\$20,000.00	\$20,000.00	\$20,000.00
<b>Total</b>	<b>Total</b>			<b>\$20,000.00</b>	<b>\$20,000.00</b>	<b>\$20,000.00</b>

**Proposed Accomplishments**

People (General) : 271

**Actual Accomplishments**

*Number assisted:*

	Owner		Renter		Total		Person	
	Total	Hispanic	Total	Hispanic	Total	Hispanic	Total	Hispanic
White:	0	0	0	0	0	0	50	17
Black/African American:	0	0	0	0	0	0	63	1
Asian:	0	0	0	0	0	0	1	1
American Indian/Alaskan Native:	0	0	0	0	0	0	0	0
Native Hawaiian/Other Pacific Islander:	0	0	0	0	0	0	0	0
American Indian/Alaskan Native & White:	0	0	0	0	0	0	0	0
Asian White:	0	0	0	0	0	0	0	0
Black/African American & White:	0	0	0	0	0	0	0	0
American Indian/Alaskan Native & Black/African American:	0	0	0	0	0	0	0	0
Other multi-racial:	0	0	0	0	0	0	9	7
Asian/Pacific Islander:	0	0	0	0	0	0	0	0
Hispanic:	0	0	0	0	0	0	0	0



U.S. Department of Housing and Urban Development  
Office of Community Planning and Development  
Integrated Disbursement and Information System  
CDBG Activity Summary Report (GPR) for Program Year 2024  
LAKE COUNTY

Date: 11-Jul-2025  
Time: 16:07  
Page: 86

**Total:** 0 0 0 0 0 0 123 26

Female-headed Households: 0 0 0

Income Category:

	Owner	Renter	Total	Person
Extremely Low	0	0	0	123
Low Mod	0	0	0	0
Moderate	0	0	0	0
Non Low Moderate	0	0	0	0
Total	0	0	0	123
Percent Low/Mod				100.0%

Annual Accomplishments

Years	Accomplishment Narrative	# Benefitting
2024		



U.S. Department of Housing and Urban Development  
Office of Community Planning and Development  
Integrated Disbursement and Information System  
CDBG Activity Summary Report (GPR) for Program Year 2024  
LAKE COUNTY

Date: 11-Jul-2025  
Time: 16:07  
Page: 87

<b>PGM Year:</b>	2024		
<b>Project:</b>	0011 - Prairie State Legal Services - Fair Housing		
<b>IDIS Activity:</b>	4476 - PSLS Lake County Fair Housing Advocacy		
<b>Status:</b>	Completed 6/27/2025 12:00:00 AM	<b>Objective:</b>	Create suitable living environments
<b>Location:</b>	325 Washington St Ste 100 Suite 100 Waukegan, IL 60085-5514	<b>Outcome:</b>	Availability/accessibility
		<b>Matrix Code:</b>	Fair Housing Activities (if CDBG, then subject to 15% cap) (05J)
		<b>National Objective:</b>	LMC

**Activity to prevent, prepare for, and respond to Coronavirus:** No

**Initial Funding Date:** 09/19/2024

**Description:**

Prairie State Legal Services will administer the Fair Housing Program of Lake County by providing free legal services to low and moderate income households including all protected groups under the federal Fair Housing Act of the Illinois Human Rights Act.

**Financing**

	Fund Type	Grant Year	Grant	Funded Amount	Drawn In Program Year	Drawn Thru Program Year
CDBG	EN	2024	B24UC170003	\$75,000.00	\$53,747.17	\$53,747.17
<b>Total</b>	<b>Total</b>			<b>\$75,000.00</b>	<b>\$53,747.17</b>	<b>\$53,747.17</b>

**Proposed Accomplishments**

People (General) : 42

**Actual Accomplishments**

*Number assisted:*

	Owner		Renter		Total		Person	
	Total	Hispanic	Total	Hispanic	Total	Hispanic	Total	Hispanic
White:	0	0	0	0	0	0	16	2
Black/African American:	0	0	0	0	0	0	35	0
Asian:	0	0	0	0	0	0	0	0
American Indian/Alaskan Native:	0	0	0	0	0	0	0	0
Native Hawaiian/Other Pacific Islander:	0	0	0	0	0	0	0	0
American Indian/Alaskan Native & White:	0	0	0	0	0	0	0	0
Asian White:	0	0	0	0	0	0	0	0
Black/African American & White:	0	0	0	0	0	0	0	0
American Indian/Alaskan Native & Black/African American:	0	0	0	0	0	0	0	0
Other multi-racial:	0	0	0	0	0	0	1	1
Asian/Pacific Islander:	0	0	0	0	0	0	0	0
Hispanic:	0	0	0	0	0	0	0	0



U.S. Department of Housing and Urban Development  
Office of Community Planning and Development  
Integrated Disbursement and Information System  
CDBG Activity Summary Report (GPR) for Program Year 2024  
LAKE COUNTY

Date: 11-Jul-2025  
Time: 16:07  
Page: 88

**Total:** 0 0 0 0 0 0 52 3

Female-headed Households: 0 0 0 0

Income Category:

	Owner	Renter	Total	Person
Extremely Low	0	0	0	40
Low Mod	0	0	0	6
Moderate	0	0	0	6
Non Low Moderate	0	0	0	0
Total	0	0	0	52
Percent Low/Mod				100.0%

Annual Accomplishments

Years	Accomplishment Narrative	# Benefitting
2024		



U.S. Department of Housing and Urban Development  
Office of Community Planning and Development  
Integrated Disbursement and Information System  
CDBG Activity Summary Report (GPR) for Program Year 2024  
LAKE COUNTY

Date: 11-Jul-2025  
Time: 16:07  
Page: 89

<b>PGM Year:</b>	2024		
<b>Project:</b>	0002 - PY24 Public Services		
<b>IDIS Activity:</b>	4477 - PSLs Lake County Housing Advocacy		
<b>Status:</b>	Completed 6/27/2025 12:00:00 AM	<b>Objective:</b>	Create suitable living environments
<b>Location:</b>	325 Washington St Ste 100 Suite 100 Waukegan, IL 60085-5514	<b>Outcome:</b>	Availability/accessibility
		<b>Matrix Code:</b>	Legal Services (05C)
		<b>National Objective:</b>	LMC

**Activity to prevent, prepare for, and respond to Coronavirus:** No

**Initial Funding Date:** 09/19/2024

**Description:**

PSLS will provide legal services without charge to low-income Lake County residents who are facing denial or threatened termination of affordable housing, evictions, problems with substandard housing units, issues with mortgages, foreclosure prevention and assistance, and other legal issues with impact one's ability to access or maintain stable housing.

**Financing**

	Fund Type	Grant Year	Grant	Funded Amount	Drawn In Program Year	Drawn Thru Program Year
CDBG	EN	2024	B24UC170003	\$30,000.00	\$17,330.21	\$17,330.21
<b>Total</b>	<b>Total</b>			<b>\$30,000.00</b>	<b>\$17,330.21</b>	<b>\$17,330.21</b>

**Proposed Accomplishments**

People (General) : 50

**Actual Accomplishments**

*Number assisted:*

	Owner		Renter		Total		Person	
	Total	Hispanic	Total	Hispanic	Total	Hispanic	Total	Hispanic
White:	0	0	0	0	0	0	18	1
Black/African American:	0	0	0	0	0	0	37	0
Asian:	0	0	0	0	0	0	1	0
American Indian/Alaskan Native:	0	0	0	0	0	0	1	0
Native Hawaiian/Other Pacific Islander:	0	0	0	0	0	0	0	0
American Indian/Alaskan Native & White:	0	0	0	0	0	0	0	0
Asian White:	0	0	0	0	0	0	0	0
Black/African American & White:	0	0	0	0	0	0	0	0
American Indian/Alaskan Native & Black/African American:	0	0	0	0	0	0	0	0
Other multi-racial:	0	0	0	0	0	0	9	9
Asian/Pacific Islander:	0	0	0	0	0	0	0	0
Hispanic:	0	0	0	0	0	0	0	0





U.S. Department of Housing and Urban Development  
Office of Community Planning and Development  
Integrated Disbursement and Information System  
CDBG Activity Summary Report (GPR) for Program Year 2024  
LAKE COUNTY

Date: 11-Jul-2025  
Time: 16:07  
Page: 90

**Total:** 0 0 0 0 0 0 66 10

Female-headed Households: 0 0 0 0

Income Category:

	Owner	Renter	Total	Person
Extremely Low	0	0	0	50
Low Mod	0	0	0	11
Moderate	0	0	0	5
Non Low Moderate	0	0	0	0
Total	0	0	0	66
Percent Low/Mod				100.0%

Annual Accomplishments

Years	Accomplishment Narrative	# Benefitting
2024		



U.S. Department of Housing and Urban Development  
Office of Community Planning and Development  
Integrated Disbursement and Information System  
CDBG Activity Summary Report (GPR) for Program Year 2024  
LAKE COUNTY

Date: 11-Jul-2025  
Time: 16:07  
Page: 91

<b>PGM Year:</b>	2024				
<b>Project:</b>	0002 - PY24 Public Services				
<b>IDIS Activity:</b>	4478 - PADS - Case Management NC				
<b>Status:</b>	Completed 1/8/2025 12:00:00 AM	<b>Objective:</b>	Create suitable living environments		
<b>Location:</b>	1800 Grand Ave Waukegan, IL 60085-3582	<b>Outcome:</b>	Availability/accessibility		
		<b>Matrix Code:</b>	Other Public Services Not Listed in 05A-05Y, 03T (05Z)	<b>National Objective:</b>	LMC

**Activity to prevent, prepare for, and respond to Coronavirus:** No

**Initial Funding Date:** 09/19/2024

**Description:**

PADS Lake County will provide case managers who provide intake and assessment as well as wrap around services aimed at helping clients obtain interim housing with PADS and ultimately their own housing through case management services.

**Financing**

	Fund Type	Grant Year	Grant	Funded Amount	Drawn In Program Year	Drawn Thru Program Year
CDBG	EN	2024	B24UC170003	\$9,144.00	\$9,144.00	\$9,144.00
<b>Total</b>	<b>Total</b>			<b>\$9,144.00</b>	<b>\$9,144.00</b>	<b>\$9,144.00</b>

**Proposed Accomplishments**

People (General) : 172

**Actual Accomplishments**

Number assisted:

	Owner		Renter		Total		Person	
	Total	Hispanic	Total	Hispanic	Total	Hispanic	Total	Hispanic
White:	0	0	0	0	0	0	177	52
Black/African American:	0	0	0	0	0	0	423	13
Asian:	0	0	0	0	0	0	2	0
American Indian/Alaskan Native:	0	0	0	0	0	0	4	0
Native Hawaiian/Other Pacific Islander:	0	0	0	0	0	0	0	0
American Indian/Alaskan Native & White:	0	0	0	0	0	0	0	0
Asian White:	0	0	0	0	0	0	0	0
Black/African American & White:	0	0	0	0	0	0	0	0
American Indian/Alaskan Native & Black/African American:	0	0	0	0	0	0	0	0
Other multi-racial:	0	0	0	0	0	0	0	0
Asian/Pacific Islander:	0	0	0	0	0	0	0	0
Hispanic:	0	0	0	0	0	0	0	0



U.S. Department of Housing and Urban Development  
Office of Community Planning and Development  
Integrated Disbursement and Information System  
CDBG Activity Summary Report (GPR) for Program Year 2024  
LAKE COUNTY

Date: 11-Jul-2025  
Time: 16:07  
Page: 92

**Total:** 0 0 0 0 0 0 606 65

Female-headed Households: 0 0 0

Income Category:

	Owner	Renter	Total	Person
Extremely Low	0	0	0	606
Low Mod	0	0	0	0
Moderate	0	0	0	0
Non Low Moderate	0	0	0	0
Total	0	0	0	606
Percent Low/Mod				100.0%

Annual Accomplishments

Years	Accomplishment Narrative	# Benefitting
2024		



U.S. Department of Housing and Urban Development  
Office of Community Planning and Development  
Integrated Disbursement and Information System  
CDBG Activity Summary Report (GPR) for Program Year 2024  
LAKE COUNTY

Date: 11-Jul-2025  
Time: 16:07  
Page: 93

**PGM Year:** 2024  
**Project:** 0002 - PY24 Public Services  
**IDIS Activity:** 4479 - Z-Center - Sexual Assault Counseling for Child NC

**Status:** Completed 6/27/2025 12:00:00 AM

**Location:** 4275 Old Grand Ave Gurnee, IL 60031-2735

**Objective:** Create suitable living environments

**Outcome:** Availability/accessibility

**Matrix Code:** Services for victims of domestic violence, dating violence, sexual assault or stalking (05G)

**National Objective:** LMC

**Activity to prevent, prepare for, and respond to Coronavirus:** No

**Initial Funding Date:** 09/19/2024

**Description:**

Z Center's Children Program offers comprehensive care and adolescent survivors of sexual assault and abuse and their non-offending family members.

**Financing**

	Fund Type	Grant Year	Grant	Funded Amount	Drawn In Program Year	Drawn Thru Program Year
CDBG	EN	2024	B24UC170003	\$9,608.00	\$7,823.89	\$7,823.89
<b>Total</b>	<b>Total</b>			<b>\$9,608.00</b>	<b>\$7,823.89</b>	<b>\$7,823.89</b>

**Proposed Accomplishments**

People (General) : 5

**Actual Accomplishments**

*Number assisted:*

	Owner		Renter		Total		Person	
	Total	Hispanic	Total	Hispanic	Total	Hispanic	Total	Hispanic
White:	0	0	0	0	0	0	35	2
Black/African American:	0	0	0	0	0	0	15	3
Asian:	0	0	0	0	0	0	1	1
American Indian/Alaskan Native:	0	0	0	0	0	0	0	0
Native Hawaiian/Other Pacific Islander:	0	0	0	0	0	0	1	0
American Indian/Alaskan Native & White:	0	0	0	0	0	0	0	0
Asian White:	0	0	0	0	0	0	0	0
Black/African American & White:	0	0	0	0	0	0	3	1
American Indian/Alaskan Native & Black/African American:	0	0	0	0	0	0	0	0
Other multi-racial:	0	0	0	0	0	0	56	42
Asian/Pacific Islander:	0	0	0	0	0	0	0	0
Hispanic:	0	0	0	0	0	0	0	0
<b>Total:</b>	<b>0</b>	<b>0</b>	<b>0</b>	<b>0</b>	<b>0</b>	<b>0</b>	<b>111</b>	<b>49</b>



U.S. Department of Housing and Urban Development  
Office of Community Planning and Development  
Integrated Disbursement and Information System  
CDBG Activity Summary Report (GPR) for Program Year 2024  
LAKE COUNTY

Date: 11-Jul-2025  
Time: 16:07  
Page: 94

Female-headed Households: 0 0 0

Income Category:

	Owner	Renter	Total	Person
Extremely Low	0	0	0	111
Low Mod	0	0	0	0
Moderate	0	0	0	0
Non Low Moderate	0	0	0	0
Total	0	0	0	111
Percent Low/Mod				100.0%

Annual Accomplishments

Years	Accomplishment Narrative	# Benefitting
2024		



U.S. Department of Housing and Urban Development  
Office of Community Planning and Development  
Integrated Disbursement and Information System  
CDBG Activity Summary Report (GPR) for Program Year 2024  
LAKE COUNTY

Date: 11-Jul-2025  
Time: 16:07  
Page: 95

**PGM Year:** 2024

**Project:** 0002 - PY24 Public Services

**IDIS Activity:** 4480 - PSLs - Housing Legal Advocacy Project NC

**Status:** Open

**Location:** 325 Washington St Ste 100 Suite 100 Waukegan, IL  
60085-5514

**Objective:** Create suitable living environments

**Outcome:** Availability/accessibility

**Matrix Code:** Legal Services (05C)

**National Objective:** LMC

**Activity to prevent, prepare for, and respond to Coronavirus:** No

**Initial Funding Date:** 09/19/2024

**Description:**

PSLS will provide legal services without charge to low-income Lake County residents (including North Chicago) who are facing denial or threatened termination of affordable housing, evictions, problems with substandard housing units, issues with mortgages, foreclosure prevention and assistance, and other legal issues that impact one's ability to access or maintain stable housing.

**Financing**

	Fund Type	Grant Year	Grant	Funded Amount	Drawn In Program Year	Drawn Thru Program Year
CDBG	EN	2024	B24UC170003	\$9,608.00	\$434.55	\$434.55
<b>Total</b>	<b>Total</b>			<b>\$9,608.00</b>	<b>\$434.55</b>	<b>\$434.55</b>

**Proposed Accomplishments**

People (General) : 10

**Actual Accomplishments**

*Number assisted:*

	Owner		Renter		Total		Person	
	Total	Hispanic	Total	Hispanic	Total	Hispanic	Total	Hispanic
White:	0	0	0	0	0	0	1	0
Black/African American:	0	0	0	0	0	0	11	0
Asian:	0	0	0	0	0	0	0	0
American Indian/Alaskan Native:	0	0	0	0	0	0	0	0
Native Hawaiian/Other Pacific Islander:	0	0	0	0	0	0	0	0
American Indian/Alaskan Native & White:	0	0	0	0	0	0	0	0
Asian White:	0	0	0	0	0	0	0	0
Black/African American & White:	0	0	0	0	0	0	0	0
American Indian/Alaskan Native & Black/African American:	0	0	0	0	0	0	0	0
Other multi-racial:	0	0	0	0	0	0	1	1
Asian/Pacific Islander:	0	0	0	0	0	0	0	0
Hispanic:	0	0	0	0	0	0	0	0



U.S. Department of Housing and Urban Development  
Office of Community Planning and Development  
Integrated Disbursement and Information System  
CDBG Activity Summary Report (GPR) for Program Year 2024  
LAKE COUNTY

Date: 11-Jul-2025  
Time: 16:07  
Page: 96

**Total:** 0 0 0 0 0 0 13 1

Female-headed Households: 0 0 0 0

Income Category:

	Owner	Renter	Total	Person
Extremely Low	0	0	0	10
Low Mod	0	0	0	3
Moderate	0	0	0	0
Non Low Moderate	0	0	0	0
Total	0	0	0	13
Percent Low/Mod				100.0%

Annual Accomplishments

Years	Accomplishment Narrative	# Benefitting
2024		



U.S. Department of Housing and Urban Development  
Office of Community Planning and Development  
Integrated Disbursement and Information System  
CDBG Activity Summary Report (GPR) for Program Year 2024  
LAKE COUNTY

Date: 11-Jul-2025  
Time: 16:07  
Page: 97

<b>PGM Year:</b>	2024					
<b>Project:</b>	0002 - PY24 Public Services					
<b>IDIS Activity:</b>	4481 - YouthBuild - Training NC					
<b>Status:</b>	Completed 6/27/2025 12:00:00 AM	<b>Objective:</b>	Provide decent affordable housing			
<b>Location:</b>	2303 Kemble Ave North Chicago, IL 60064-3216	<b>Outcome:</b>	Affordability			
		<b>Matrix Code:</b>	Employment Training (05H)		<b>National Objective:</b>	LMC

**Activity to prevent, prepare for, and respond to Coronavirus:** No

**Initial Funding Date:** 09/19/2024

**Description:**

YouthBuild will contract with Illinois Builders Association for the training they provide to participants.

**Financing**

	Fund Type	Grant Year	Grant	Funded Amount	Drawn In Program Year	Drawn Thru Program Year
CDBG	EN	2024	B24UC170003	\$9,608.00	\$9,608.00	\$9,608.00
<b>Total</b>	<b>Total</b>			<b>\$9,608.00</b>	<b>\$9,608.00</b>	<b>\$9,608.00</b>

**Proposed Accomplishments**

People (General) : 25

**Actual Accomplishments**

*Number assisted:*

	<b>Owner</b>		<b>Renter</b>		<b>Total</b>		<b>Person</b>	
	Total	Hispanic	Total	Hispanic	Total	Hispanic	Total	Hispanic
White:	0	0	0	0	0	0		0
Black/African American:	0	0	0	0	0	0	2	0
Asian:	0	0	0	0	0	0	0	0
American Indian/Alaskan Native:	0	0	0	0	0	0	0	0
Native Hawaiian/Other Pacific Islander:	0	0	0	0	0	0	0	0
American Indian/Alaskan Native & White:	0	0	0	0	0	0	0	0
Asian White:	0	0	0	0	0	0	0	0
Black/African American & White:	0	0	0	0	0	0	0	0
American Indian/Alaskan Native & Black/African American:	0	0	0	0	0	0	0	0
Other multi-racial:	0	0	0	0	0	0	2	2
Asian/Pacific Islander:	0	0	0	0	0	0	0	0
Hispanic:	0	0	0	0	0	0	0	0
<b>Total:</b>	<b>0</b>	<b>0</b>	<b>0</b>	<b>0</b>	<b>0</b>	<b>0</b>	<b>4</b>	<b>2</b>





U.S. Department of Housing and Urban Development  
Office of Community Planning and Development  
Integrated Disbursement and Information System  
CDBG Activity Summary Report (GPR) for Program Year 2024  
LAKE COUNTY

Date: 11-Jul-2025  
Time: 16:07  
Page: 98

Female-headed Households: 0 0 0

Income Category:

	Owner	Renter	Total	Person
Extremely Low	0	0	0	4
Low Mod	0	0	0	0
Moderate	0	0	0	0
Non Low Moderate	0	0	0	0
Total	0	0	0	4
Percent Low/Mod				100.0%

Annual Accomplishments

Years	Accomplishment Narrative	# Benefitting
2024		





U.S. Department of Housing and Urban Development  
Office of Community Planning and Development  
Integrated Disbursement and Information System  
CDBG Activity Summary Report (GPR) for Program Year 2024  
LAKE COUNTY

Date: 11-Jul-2025  
Time: 16:07  
Page: 100

**Total:** 0 0 1 0 1 0 0 0

Female-headed Households: 0 0 0

Income Category:

	Owner	Renter	Total	Person
Extremely Low	0	0	0	0
Low Mod	0	1	1	0
Moderate	0	0	0	0
Non Low Moderate	0	0	0	0
Total	0	1	1	0
Percent Low/Mod		100.0%	100.0%	

Annual Accomplishments

Years	Accomplishment Narrative	# Benefitting
2024	Acquisition of a single family home to be operated as a CILA for persons with disabilities.	



U.S. Department of Housing and Urban Development  
Office of Community Planning and Development  
Integrated Disbursement and Information System  
CDBG Activity Summary Report (GPR) for Program Year 2024  
LAKE COUNTY

Date: 11-Jul-2025  
Time: 16:07  
Page: 101

**PGM Year:** 2022  
**Project:** 0011 - Owner Occupied Rehabilitation Program  
**IDIS Activity:** 4497 - CPAH - OOR - 2715 Elizabeth Ave Zion

**Status:** Completed 11/29/2024 12:00:00 AM  
**Location:** 2715 Elizabeth Ave Zion, IL 60099-2718

**Objective:** Provide decent affordable housing  
**Outcome:** Sustainability  
**Matrix Code:** Rehab; Single-Unit Residential (14A) **National Objective:** LMH

**Activity to prevent, prepare for, and respond to Coronavirus:** No

**Initial Funding Date:** 11/19/2024

**Description:**

Owner occupied rehab of single housing unit.

**Financing**

	Fund Type	Grant Year	Grant	Funded Amount	Drawn In Program Year	Drawn Thru Program Year
CDBG	EN	2022	B22UC170003	\$39,897.70	\$39,897.70	\$39,897.70
<b>Total</b>	<b>Total</b>			<b>\$39,897.70</b>	<b>\$39,897.70</b>	<b>\$39,897.70</b>

**Proposed Accomplishments**

Housing Units : 1

**Actual Accomplishments**

*Number assisted:*

	<b>Owner</b>		<b>Renter</b>		<b>Total</b>		<b>Person</b>	
	Total	Hispanic	Total	Hispanic	Total	Hispanic	Total	Hispanic
White:	1	0	0	0	1	0	0	0
Black/African American:	0	0	0	0	0	0	0	0
Asian:	0	0	0	0	0	0	0	0
American Indian/Alaskan Native:	0	0	0	0	0	0	0	0
Native Hawaiian/Other Pacific Islander:	0	0	0	0	0	0	0	0
American Indian/Alaskan Native & White:	0	0	0	0	0	0	0	0
Asian White:	0	0	0	0	0	0	0	0
Black/African American & White:	0	0	0	0	0	0	0	0
American Indian/Alaskan Native & Black/African American:	0	0	0	0	0	0	0	0
Other multi-racial:	0	0	0	0	0	0	0	0
Asian/Pacific Islander:	0	0	0	0	0	0	0	0
Hispanic:	0	0	0	0	0	0	0	0
<b>Total:</b>	<b>1</b>	<b>0</b>	<b>0</b>	<b>0</b>	<b>1</b>	<b>0</b>	<b>0</b>	<b>0</b>



U.S. Department of Housing and Urban Development  
Office of Community Planning and Development  
Integrated Disbursement and Information System  
CDBG Activity Summary Report (GPR) for Program Year 2024  
LAKE COUNTY

Date: 11-Jul-2025  
Time: 16:07  
Page: 102

Female-headed Households: 0 0 0

*Income Category:*

	Owner	Renter	Total	Person
Extremely Low	1	0	1	0
Low Mod	0	0	0	0
Moderate	0	0	0	0
Non Low Moderate	0	0	0	0
Total	1	0	1	0
Percent Low/Mod	100.0%		100.0%	

**Annual Accomplishments**

Years	Accomplishment Narrative	# Benefitting
2024	Owner occupied rehab of a single family home in North Chicago.	



U.S. Department of Housing and Urban Development  
Office of Community Planning and Development  
Integrated Disbursement and Information System  
CDBG Activity Summary Report (GPR) for Program Year 2024  
LAKE COUNTY

Date: 11-Jul-2025  
Time: 16:07  
Page: 103

**PGM Year:** 2023  
**Project:** 0013 - Program Administration  
**IDIS Activity:** 4499 - 2023 CDBG Program Administration

**Status:** Open  
**Location:** ,

**Objective:**  
**Outcome:**  
**Matrix Code:** General Program Administration (21A) **National Objective:**

**Activity to prevent, prepare for, and respond to Coronavirus:** No

**Initial Funding Date:** 12/04/2024

**Description:**  
CDBG Admin  
**Financing**

	Fund Type	Grant Year	Grant	Funded Amount	Drawn In Program Year	Drawn Thru Program Year
CDBG	EN	2023	B23UC170003	\$560,965.00	\$247,187.54	\$247,187.54
<b>Total</b>	<b>Total</b>			<b>\$560,965.00</b>	<b>\$247,187.54</b>	<b>\$247,187.54</b>

**Proposed Accomplishments**

**Actual Accomplishments**

*Number assisted:*

	<b>Owner</b>		<b>Renter</b>		<b>Total</b>		<b>Person</b>	
	Total	Hispanic	Total	Hispanic	Total	Hispanic	Total	Hispanic
White:					0	0		
Black/African American:					0	0		
Asian:					0	0		
American Indian/Alaskan Native:					0	0		
Native Hawaiian/Other Pacific Islander:					0	0		
American Indian/Alaskan Native & White:					0	0		
Asian White:					0	0		
Black/African American & White:					0	0		
American Indian/Alaskan Native & Black/African American:					0	0		
Other multi-racial:					0	0		
Asian/Pacific Islander:					0	0		
Hispanic:					0	0		
<b>Total:</b>	<b>0</b>	<b>0</b>	<b>0</b>	<b>0</b>	<b>0</b>	<b>0</b>	<b>0</b>	<b>0</b>

Female-headed Households:

0



U.S. Department of Housing and Urban Development  
Office of Community Planning and Development  
Integrated Disbursement and Information System  
CDBG Activity Summary Report (GPR) for Program Year 2024  
LAKE COUNTY

Date: 11-Jul-2025  
Time: 16:07  
Page: 104

Income Category:

	Owner	Renter	Total	Person
Extremely Low			0	
Low Mod			0	
Moderate			0	
Non Low Moderate			0	
Total	0	0	0	0
Percent Low/Mod				

Annual Accomplishments

No data returned for this view. This might be because the applied filter excludes all data.



U.S. Department of Housing and Urban Development  
Office of Community Planning and Development  
Integrated Disbursement and Information System  
CDBG Activity Summary Report (GPR) for Program Year 2024  
LAKE COUNTY

Date: 11-Jul-2025  
Time: 16:07  
Page: 105

<b>PGM Year:</b>	2024		
<b>Project:</b>	0010 - Owner Occupied Rehabilitation Program		
<b>IDIS Activity:</b>	4501 - CPAH - OOR - PD		
<b>Status:</b>	Open	<b>Objective:</b>	Provide decent affordable housing
<b>Location:</b>	800 S Milwaukee Ave Libertyville, IL 60048-3254	<b>Outcome:</b>	Affordability
		<b>Matrix Code:</b>	Rehabilitation Administration (14H)
		<b>National Objective:</b>	LMH

**Activity to prevent, prepare for, and respond to Coronavirus:** No

**Initial Funding Date:** 01/08/2025

**Description:**

Program delivery costs related to owner occupied rehab program.

**Financing**

	Fund Type	Grant Year	Grant	Funded Amount	Drawn In Program Year	Drawn Thru Program Year
CDBG	EN	2024	B24UC170003	\$90,000.00	\$30,162.39	\$30,162.39
<b>Total</b>	<b>Total</b>			<b>\$90,000.00</b>	<b>\$30,162.39</b>	<b>\$30,162.39</b>

**Proposed Accomplishments**

Housing Units : 1

**Actual Accomplishments**

*Number assisted:*

	<b>Owner</b>		<b>Renter</b>		<b>Total</b>		<b>Person</b>	
	Total	Hispanic	Total	Hispanic	Total	Hispanic	Total	Hispanic
White:	1	0	0	0	1	0	0	0
Black/African American:	0	0	0	0	0	0	0	0
Asian:	0	0	0	0	0	0	0	0
American Indian/Alaskan Native:	0	0	0	0	0	0	0	0
Native Hawaiian/Other Pacific Islander:	0	0	0	0	0	0	0	0
American Indian/Alaskan Native & White:	0	0	0	0	0	0	0	0
Asian White:	0	0	0	0	0	0	0	0
Black/African American & White:	0	0	0	0	0	0	0	0
American Indian/Alaskan Native & Black/African American:	0	0	0	0	0	0	0	0
Other multi-racial:	0	0	0	0	0	0	0	0
Asian/Pacific Islander:	0	0	0	0	0	0	0	0
Hispanic:	0	0	0	0	0	0	0	0
<b>Total:</b>	<b>1</b>	<b>0</b>	<b>0</b>	<b>0</b>	<b>1</b>	<b>0</b>	<b>0</b>	<b>0</b>





U.S. Department of Housing and Urban Development  
Office of Community Planning and Development  
Integrated Disbursement and Information System  
CDBG Activity Summary Report (GPR) for Program Year 2024  
LAKE COUNTY

Date: 11-Jul-2025  
Time: 16:07  
Page: 106

Female-headed Households: 0 0 0

Income Category:

	Owner	Renter	Total	Person
Extremely Low	0	0	0	0
Low Mod	0	0	0	0
Moderate	1	0	1	0
Non Low Moderate	0	0	0	0
Total	1	0	1	0
Percent Low/Mod	100.0%		100.0%	

Annual Accomplishments

Years	Accomplishment Narrative	# Benefitting
2024	Admin costs related to owner occupied rehab program	



U.S. Department of Housing and Urban Development  
Office of Community Planning and Development  
Integrated Disbursement and Information System  
CDBG Activity Summary Report (GPR) for Program Year 2024  
LAKE COUNTY

Date: 11-Jul-2025  
Time: 16:07  
Page: 107

**PGM Year:** 2022  
**Project:** 0011 - Owner Occupied Rehabilitation Program  
**IDIS Activity:** 4509 - CPAH OOR 2610 Gideon

**Status:** Completed 1/22/2025 12:00:00 AM

**Location:** 2610 Gideon Ave Zion, IL 60099-2536

**Objective:** Provide decent affordable housing

**Outcome:** Sustainability

**Matrix Code:** Rehab; Single-Unit Residential (14A)

**National Objective:** LMH

**Activity to prevent, prepare for, and respond to Coronavirus:** No

**Initial Funding Date:** 01/14/2025

**Description:**

Owner occupied rehabilitation for an income eligible homeowner in a single family residence.

**Financing**

	Fund Type	Grant Year	Grant	Funded Amount	Drawn In Program Year	Drawn Thru Program Year
CDBG	EN	2022	B22UC170003	\$35,695.70	\$35,695.70	\$35,695.70
<b>Total</b>	<b>Total</b>			<b>\$35,695.70</b>	<b>\$35,695.70</b>	<b>\$35,695.70</b>

**Proposed Accomplishments**

Housing Units : 1

**Actual Accomplishments**

*Number assisted:*

	<b>Owner</b>		<b>Renter</b>		<b>Total</b>		<b>Person</b>	
	Total	Hispanic	Total	Hispanic	Total	Hispanic	Total	Hispanic
White:	1	0	0	0	1	0	0	0
Black/African American:	0	0	0	0	0	0	0	0
Asian:	0	0	0	0	0	0	0	0
American Indian/Alaskan Native:	0	0	0	0	0	0	0	0
Native Hawaiian/Other Pacific Islander:	0	0	0	0	0	0	0	0
American Indian/Alaskan Native & White:	0	0	0	0	0	0	0	0
Asian White:	0	0	0	0	0	0	0	0
Black/African American & White:	0	0	0	0	0	0	0	0
American Indian/Alaskan Native & Black/African American:	0	0	0	0	0	0	0	0
Other multi-racial:	0	0	0	0	0	0	0	0
Asian/Pacific Islander:	0	0	0	0	0	0	0	0
Hispanic:	0	0	0	0	0	0	0	0
<b>Total:</b>	<b>1</b>	<b>0</b>	<b>0</b>	<b>0</b>	<b>1</b>	<b>0</b>	<b>0</b>	<b>0</b>



U.S. Department of Housing and Urban Development  
Office of Community Planning and Development  
Integrated Disbursement and Information System  
CDBG Activity Summary Report (GPR) for Program Year 2024  
LAKE COUNTY

Date: 11-Jul-2025  
Time: 16:07  
Page: 108

Female-headed Households: 0 0 0

*Income Category:*

	Owner	Renter	Total	Person
Extremely Low	0	0	0	0
Low Mod	0	0	0	0
Moderate	1	0	1	0
Non Low Moderate	0	0	0	0
Total	1	0	1	0
Percent Low/Mod	100.0%		100.0%	

**Annual Accomplishments**

Years	Accomplishment Narrative	# Benefitting
2022	Rehabilitation of single family home for low-moderate income homeowner.	



U.S. Department of Housing and Urban Development  
Office of Community Planning and Development  
Integrated Disbursement and Information System  
CDBG Activity Summary Report (GPR) for Program Year 2024  
LAKE COUNTY

Date: 11-Jul-2025  
Time: 16:07  
Page: 109

**PGM Year:** 2019  
**Project:** 0012 - CV - Shelter  
**IDIS Activity:** 4510 - PADS - Fixed Site Shelter - Relocation

**Status:** Open  
**Location:** 3633 N Lewis Ave Waukegan, IL 60087-1516

**Objective:** Create suitable living environments  
**Outcome:** Availability/accessibility  
**Matrix Code:** Relocation (08)

**National Objective:** LMC

**Activity to prevent, prepare for, and respond to Coronavirus:** Yes

**Initial Funding Date:** 01/17/2025

**Description:**

Relocation expenses related to the acquisition of a property to be operated as a fixed site shelter.

**Financing**

	Fund Type	Grant Year	Grant	Funded Amount	Drawn In Program Year	Drawn Thru Program Year
CDBG	EN	2020	B20UW170003	\$200,000.00	\$110,792.00	\$110,792.00
<b>Total</b>	<b>Total</b>			<b>\$200,000.00</b>	<b>\$110,792.00</b>	<b>\$110,792.00</b>

**Proposed Accomplishments**

Households (General) : 5

**Actual Accomplishments**

*Number assisted:*

	<b>Owner</b>		<b>Renter</b>		<b>Total</b>		<b>Person</b>	
	Total	Hispanic	Total	Hispanic	Total	Hispanic	Total	Hispanic
White:	0	0	0	0	0	0		0
Black/African American:	0	0	0	0	0	0	0	0
Asian:	0	0	0	0	0	0	0	0
American Indian/Alaskan Native:	0	0	0	0	0	0	0	0
Native Hawaiian/Other Pacific Islander:	0	0	0	0	0	0	0	0
American Indian/Alaskan Native & White:	0	0	0	0	0	0	0	0
Asian White:	0	0	0	0	0	0	0	0
Black/African American & White:	0	0	0	0	0	0	0	0
American Indian/Alaskan Native & Black/African American:	0	0	0	0	0	0	0	0
Other multi-racial:	0	0	0	0	0	0	0	0
Asian/Pacific Islander:	0	0	0	0	0	0	0	0
Hispanic:	0	0	0	0	0	0	0	0
<b>Total:</b>	<b>0</b>	<b>0</b>	<b>0</b>	<b>0</b>	<b>0</b>	<b>0</b>	<b>0</b>	<b>0</b>



U.S. Department of Housing and Urban Development  
Office of Community Planning and Development  
Integrated Disbursement and Information System  
CDBG Activity Summary Report (GPR) for Program Year 2024  
LAKE COUNTY

Date: 11-Jul-2025  
Time: 16:07  
Page: 110

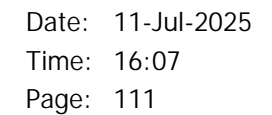
Female-headed Households: 0 0 0

Income Category:

	Owner	Renter	Total	Person
Extremely Low	0	0	0	0
Low Mod	0	0	0	0
Moderate	0	0	0	0
Non Low Moderate	0	0	0	0
Total	0	0	0	0
Percent Low/Mod				

Annual Accomplishments

No data returned for this view. This might be because the applied filter excludes all data.



Page: 111 of 123



U.S. Department of Housing and Urban Development  
Office of Community Planning and Development  
Integrated Disbursement and Information System  
CDBG Activity Summary Report (GPR) for Program Year 2024  
LAKE COUNTY

Date: 11-Jul-2025  
Time: 16:07  
Page: 112

Female-headed Households: 0 0 0

*Income Category:*

	Owner	Renter	Total	Person
Extremely Low	0	0	0	0
Low Mod	0	0	0	0
Moderate	0	0	0	0
Non Low Moderate	0	0	0	0
Total	0	0	0	0

Percent Low/Mod

**Annual Accomplishments**

No data returned for this view. This might be because the applied filter excludes all data.



U.S. Department of Housing and Urban Development  
Office of Community Planning and Development  
Integrated Disbursement and Information System  
CDBG Activity Summary Report (GPR) for Program Year 2024  
LAKE COUNTY

Date: 11-Jul-2025  
Time: 16:07  
Page: 113

**PGM Year:** 2023  
**Project:** 0012 - Rehabilitation of Affordable Rental Housing  
**IDIS Activity:** 4514 - CPAH Mary Pat Maddox Place

**Status:** Open  
**Location:** 1280 Blackburn St Gurnee, IL 60031-2259

**Objective:** Create suitable living environments  
**Outcome:** Affordability  
**Matrix Code:** Rehab; Multi-Unit Residential (14B)

**National Objective:** LMH

**Activity to prevent, prepare for, and respond to Coronavirus:** No

**Initial Funding Date:** 01/29/2025

**Description:**

This project consists of the conversion of office into 4 affordable rental units.

**Financing**

	Fund Type	Grant Year	Grant	Funded Amount	Drawn In Program Year	Drawn Thru Program Year
CDBG	EN	2023	B23UC170003	\$400,000.00	\$242,779.28	\$242,779.28
<b>Total</b>	<b>Total</b>			<b>\$400,000.00</b>	<b>\$242,779.28</b>	<b>\$242,779.28</b>

**Proposed Accomplishments**

Housing Units : 4

**Actual Accomplishments**

*Number assisted:*

	<b>Owner</b>		<b>Renter</b>		<b>Total</b>		<b>Person</b>	
	Total	Hispanic	Total	Hispanic	Total	Hispanic	Total	Hispanic
White:	0	0	0	0	0	0		0
Black/African American:	0	0	0	0	0	0	0	0
Asian:	0	0	0	0	0	0	0	0
American Indian/Alaskan Native:	0	0	0	0	0	0	0	0
Native Hawaiian/Other Pacific Islander:	0	0	0	0	0	0	0	0
American Indian/Alaskan Native & White:	0	0	0	0	0	0	0	0
Asian White:	0	0	0	0	0	0	0	0
Black/African American & White:	0	0	0	0	0	0	0	0
American Indian/Alaskan Native & Black/African American:	0	0	0	0	0	0	0	0
Other multi-racial:	0	0	0	0	0	0	0	0
Asian/Pacific Islander:	0	0	0	0	0	0	0	0
Hispanic:	0	0	0	0	0	0	0	0
<b>Total:</b>	<b>0</b>	<b>0</b>	<b>0</b>	<b>0</b>	<b>0</b>	<b>0</b>	<b>0</b>	<b>0</b>





U.S. Department of Housing and Urban Development  
Office of Community Planning and Development  
Integrated Disbursement and Information System  
CDBG Activity Summary Report (GPR) for Program Year 2024  
LAKE COUNTY

Date: 11-Jul-2025  
Time: 16:07  
Page: 114

Female-headed Households: 0 0 0

Income Category:

	Owner	Renter	Total	Person
Extremely Low	0	0	0	0
Low Mod	0	0	0	0
Moderate	0	0	0	0
Non Low Moderate	0	0	0	0
Total	0	0	0	0
Percent Low/Mod				

Annual Accomplishments

No data returned for this view. This might be because the applied filter excludes all data.



U.S. Department of Housing and Urban Development  
Office of Community Planning and Development  
Integrated Disbursement and Information System  
CDBG Activity Summary Report (GPR) for Program Year 2024  
LAKE COUNTY

Date: 11-Jul-2025  
Time: 16:07  
Page: 115

**PGM Year:** 2024  
**Project:** 0003 - Acquisition of Affordable Rental Housing  
**IDIS Activity:** 4519 - CPAH - Riverside CILA

**Status:** Open  
**Location:** 33065 N Sunset Ave Grayslake, IL 60030-2264

**Objective:** Create suitable living environments  
**Outcome:** Availability/accessibility  
**Matrix Code:** Acquisition of Real Property (01)

**National Objective:** LMH

**Activity to prevent, prepare for, and respond to Coronavirus:** No

**Initial Funding Date:** 02/12/2025

**Description:**

This project consists of the acquisition of two single-family homes for use as rental units for Community Integrated Living Arrangements.

**Financing**

	Fund Type	Grant Year	Grant	Funded Amount	Drawn In Program Year	Drawn Thru Program Year
CDBG	EN	2024	B24UC170003	\$579,333.30	\$279,333.30	\$279,333.30
	LA	2017	B17UC170003	\$20,666.70	\$20,666.70	\$20,666.70
<b>Total</b>	<b>Total</b>			<b>\$600,000.00</b>	<b>\$300,000.00</b>	<b>\$300,000.00</b>

**Proposed Accomplishments**

Housing Units : 1

**Actual Accomplishments**

*Number assisted:*

	Owner		Renter		Total		Person	
	Total	Hispanic	Total	Hispanic	Total	Hispanic	Total	Hispanic
White:	0	0	0	0	0	0		0
Black/African American:	0	0	0	0	0	0	0	0
Asian:	0	0	0	0	0	0	0	0
American Indian/Alaskan Native:	0	0	0	0	0	0	0	0
Native Hawaiian/Other Pacific Islander:	0	0	0	0	0	0	0	0
American Indian/Alaskan Native & White:	0	0	0	0	0	0	0	0
Asian White:	0	0	0	0	0	0	0	0
Black/African American & White:	0	0	0	0	0	0	0	0
American Indian/Alaskan Native & Black/African American:	0	0	0	0	0	0	0	0
Other multi-racial:	0	0	0	0	0	0	0	0
Asian/Pacific Islander:	0	0	0	0	0	0	0	0
Hispanic:	0	0	0	0	0	0	0	0



U.S. Department of Housing and Urban Development  
Office of Community Planning and Development  
Integrated Disbursement and Information System  
CDBG Activity Summary Report (GPR) for Program Year 2024  
LAKE COUNTY

Date: 11-Jul-2025  
Time: 16:07  
Page: 116

<b>Total:</b>	<b>0</b>	<b>0</b>	<b>0</b>	<b>0</b>	<b>0</b>	<b>0</b>	<b>0</b>	<b>0</b>
---------------	----------	----------	----------	----------	----------	----------	----------	----------

Female-headed Households:	0		0		0			
---------------------------	---	--	---	--	---	--	--	--

Income Category:

	Owner	Renter	Total	Person
Extremely Low	0	0	0	0
Low Mod	0	0	0	0
Moderate	0	0	0	0
Non Low Moderate	0	0	0	0
Total	0	0	0	0
Percent Low/Mod				

Annual Accomplishments

No data returned for this view. This might be because the applied filter excludes all data.



U.S. Department of Housing and Urban Development  
Office of Community Planning and Development  
Integrated Disbursement and Information System  
CDBG Activity Summary Report (GPR) for Program Year 2024  
LAKE COUNTY

Date: 11-Jul-2025  
Time: 16:07  
Page: 117

<b>PGM Year:</b>	2024					
<b>Project:</b>	0002 - PY24 Public Services					
<b>IDIS Activity:</b>	4521 - YouthBuild - Training					
<b>Status:</b>	Completed 6/27/2025 12:00:00 AM	<b>Objective:</b>	Provide decent affordable housing			
<b>Location:</b>	2303 Kemble Ave North Chicago, IL 60064-3216	<b>Outcome:</b>	Availability/accessibility			
		<b>Matrix Code:</b>	Employment Training (05H)	<b>National Objective:</b>	LMC	

**Activity to prevent, prepare for, and respond to Coronavirus:** No

**Initial Funding Date:** 03/05/2025

**Description:**

Youthbuild vocational programming.

**Financing**

	Fund Type	Grant Year	Grant	Funded Amount	Drawn In Program Year	Drawn Thru Program Year
CDBG	EN	2024	B24UC170003	\$20,000.00	\$20,000.00	\$20,000.00
<b>Total</b>	<b>Total</b>			<b>\$20,000.00</b>	<b>\$20,000.00</b>	<b>\$20,000.00</b>

**Proposed Accomplishments**

People (General) : 40

**Actual Accomplishments**

*Number assisted:*

	<b>Owner</b>		<b>Renter</b>		<b>Total</b>		<b>Person</b>	
	Total	Hispanic	Total	Hispanic	Total	Hispanic	Total	Hispanic
White:	0	0	0	0	0	0	1	0
Black/African American:	0	0	0	0	0	0	12	0
Asian:	0	0	0	0	0	0	0	0
American Indian/Alaskan Native:	0	0	0	0	0	0	0	0
Native Hawaiian/Other Pacific Islander:	0	0	0	0	0	0	0	0
American Indian/Alaskan Native & White:	0	0	0	0	0	0	0	0
Asian White:	0	0	0	0	0	0	0	0
Black/African American & White:	0	0	0	0	0	0	0	0
American Indian/Alaskan Native & Black/African American:	0	0	0	0	0	0	0	0
Other multi-racial:	0	0	0	0	0	0	14	14
Asian/Pacific Islander:	0	0	0	0	0	0	0	0
Hispanic:	0	0	0	0	0	0	0	0
<b>Total:</b>	<b>0</b>	<b>0</b>	<b>0</b>	<b>0</b>	<b>0</b>	<b>0</b>	<b>27</b>	<b>14</b>



U.S. Department of Housing and Urban Development  
Office of Community Planning and Development  
Integrated Disbursement and Information System  
CDBG Activity Summary Report (GPR) for Program Year 2024  
LAKE COUNTY

Date: 11-Jul-2025  
Time: 16:07  
Page: 118

Female-headed Households: 0 0 0

Income Category:

	Owner	Renter	Total	Person
Extremely Low	0	0	0	27
Low Mod	0	0	0	0
Moderate	0	0	0	0
Non Low Moderate	0	0	0	0
Total	0	0	0	27
Percent Low/Mod				100.0%

Annual Accomplishments

Years	Accomplishment Narrative	# Benefitting
2024		



U.S. Department of Housing and Urban Development  
Office of Community Planning and Development  
Integrated Disbursement and Information System  
CDBG Activity Summary Report (GPR) for Program Year 2024  
LAKE COUNTY

Date: 11-Jul-2025  
Time: 16:07  
Page: 119

**PGM Year:** 2024  
**Project:** 0004 - Affordable Housing Rehabilitation and Resale  
**IDIS Activity:** 4527 - YCC - Rehab and Resale

**Status:** Open  
**Location:** 3108 Elizabeth Ave Zion, IL 60099-3220

**Objective:** Provide decent affordable housing  
**Outcome:** Affordability  
**Matrix Code:** Rehab; Single-Unit Residential (14A) **National Objective:** LMH

**Activity to prevent, prepare for, and respond to Coronavirus:** No

**Initial Funding Date:** 04/16/2025

**Description:**

Rehab of a single family home to be resold to an income qualified household.

**Financing**

	Fund Type	Grant Year	Grant	Funded Amount	Drawn In Program Year	Drawn Thru Program Year
CDBG	EN	2018	B18UC170003	\$90,000.00	\$1,805.28	\$1,805.28
<b>Total</b>	<b>Total</b>			<b>\$90,000.00</b>	<b>\$1,805.28</b>	<b>\$1,805.28</b>

**Proposed Accomplishments**

**Actual Accomplishments**

*Number assisted:*

	<b>Owner</b>		<b>Renter</b>		<b>Total</b>		<b>Person</b>	
	Total	Hispanic	Total	Hispanic	Total	Hispanic	Total	Hispanic
White:	0	0	0	0	0	0		0
Black/African American:	0	0	0	0	0	0	0	0
Asian:	0	0	0	0	0	0	0	0
American Indian/Alaskan Native:	0	0	0	0	0	0	0	0
Native Hawaiian/Other Pacific Islander:	0	0	0	0	0	0	0	0
American Indian/Alaskan Native & White:	0	0	0	0	0	0	0	0
Asian White:	0	0	0	0	0	0	0	0
Black/African American & White:	0	0	0	0	0	0	0	0
American Indian/Alaskan Native & Black/African American:	0	0	0	0	0	0	0	0
Other multi-racial:	0	0	0	0	0	0	0	0
Asian/Pacific Islander:	0	0	0	0	0	0	0	0
Hispanic:	0	0	0	0	0	0	0	0
<b>Total:</b>	<b>0</b>	<b>0</b>	<b>0</b>	<b>0</b>	<b>0</b>	<b>0</b>	<b>0</b>	<b>0</b>
Female-headed Households:	0		0		0			



U.S. Department of Housing and Urban Development  
Office of Community Planning and Development  
Integrated Disbursement and Information System  
CDBG Activity Summary Report (GPR) for Program Year 2024  
LAKE COUNTY

Date: 11-Jul-2025  
Time: 16:07  
Page: 120

*Income Category:*

	Owner	Renter	Total	Person
Extremely Low	0	0	0	0
Low Mod	0	0	0	0
Moderate	0	0	0	0
Non Low Moderate	0	0	0	0
Total	0	0	0	0
Percent Low/Mod				

**Annual Accomplishments**

No data returned for this view. This might be because the applied filter excludes all data.



U.S. Department of Housing and Urban Development  
Office of Community Planning and Development  
Integrated Disbursement and Information System  
CDBG Activity Summary Report (GPR) for Program Year 2024  
LAKE COUNTY

Date: 11-Jul-2025  
Time: 16:07  
Page: 121

**PGM Year:** 2024  
**Project:** 0007 - Facility Improvements - Special Needs  
**IDIS Activity:** 4532 - A Safe Place Facility Improvements(Buck Ave)

**Status:** Open  
**Location:** Address Suppressed

**Objective:** Create suitable living environments  
**Outcome:** Sustainability  
**Matrix Code:** Other Public Improvements Not Listed  
**National Objective:** LMC  
in 03A-03S (03Z)

**Activity to prevent, prepare for, and respond to Coronavirus:** No

**Initial Funding Date:** 05/30/2025

**Description:**

The project consists of the replacement of a water heater and walk in cooler at a congregate shelter used to house person fleeing domestic violence.

**Financing**

	Fund Type	Grant Year	Grant	Funded Amount	Drawn In Program Year	Drawn Thru Program Year
CDBG	EN	2024	B24UC170003	\$36,501.00	\$35,373.75	\$35,373.75
<b>Total</b>	<b>Total</b>			<b>\$36,501.00</b>	<b>\$35,373.75</b>	<b>\$35,373.75</b>

**Proposed Accomplishments**

People (General) : 1

**Actual Accomplishments**

*Number assisted:*

	Owner		Renter		Total		Person	
	Total	Hispanic	Total	Hispanic	Total	Hispanic	Total	Hispanic
White:	0	0	0	0	0	0		0
Black/African American:	0	0	0	0	0	0	0	0
Asian:	0	0	0	0	0	0	0	0
American Indian/Alaskan Native:	0	0	0	0	0	0	0	0
Native Hawaiian/Other Pacific Islander:	0	0	0	0	0	0	0	0
American Indian/Alaskan Native & White:	0	0	0	0	0	0	0	0
Asian White:	0	0	0	0	0	0	0	0
Black/African American & White:	0	0	0	0	0	0	0	0
American Indian/Alaskan Native & Black/African American:	0	0	0	0	0	0	0	0
Other multi-racial:	0	0	0	0	0	0	0	0
Asian/Pacific Islander:	0	0	0	0	0	0	0	0
Hispanic:	0	0	0	0	0	0	0	0
<b>Total:</b>	<b>0</b>	<b>0</b>	<b>0</b>	<b>0</b>	<b>0</b>	<b>0</b>	<b>0</b>	<b>0</b>





U.S. Department of Housing and Urban Development  
Office of Community Planning and Development  
Integrated Disbursement and Information System  
CDBG Activity Summary Report (GPR) for Program Year 2024  
LAKE COUNTY

Date: 11-Jul-2025  
Time: 16:07  
Page: 122

Female-headed Households: 0 0 0

Income Category:

	Owner	Renter	Total	Person
Extremely Low	0	0	0	0
Low Mod	0	0	0	0
Moderate	0	0	0	0
Non Low Moderate	0	0	0	0
Total	0	0	0	0
Percent Low/Mod				

Annual Accomplishments

No data returned for this view. This might be because the applied filter excludes all data.



U.S. Department of Housing and Urban Development  
Office of Community Planning and Development  
Integrated Disbursement and Information System  
CDBG Activity Summary Report (GPR) for Program Year 2024  
LAKE COUNTY

Date: 11-Jul-2025  
Time: 16:07  
Page: 123

---

<b>Total Funded Amount:</b>	<b>\$27,362,185.47</b>
<b>Total Drawn Thru Program Year:</b>	<b>\$26,134,336.85</b>
<b>Total Drawn In Program Year:</b>	<b>\$2,842,039.91</b>

U.S. DEPARTMENT OF HOUSING AND  
URBAN DEVELOPMENT  
OFFICE OF COMMUNITY PLANNING AND  
DEVELOPMENT  
PR06 - Summary of Consolidated Plan  
Projects for Report Year

DATE: 7/11/2025  
TIME: 4:10:44 PM  
PAGE: 1/3

IDIS

**Plan IDIS**  
**Year Project Project Title and Description**

2024	1	PY24 ESG
	2	PY24 Public Services
	3	Acquisition of Affordable Rental Housing
	4	Affordable Housing Rehabilitation and Resale
	5	Down Payment Assistance
	6	Community Housing Development Organizations (CHDO) Operating
	7	Facility Improvements - Special Needs
	8	New Construction - Rental
	9	North Chicago - Infrastructure Improvements
	10	Owner Occupied Rehabilitation Program
	11	Prairie State Legal Services - Fair Housing
	12	Rehabilitation of Affordable Rental Housing
	13	Program Administration

U.S. DEPARTMENT OF HOUSING AND  
URBAN DEVELOPMENT  
OFFICE OF COMMUNITY PLANNING AND  
DEVELOPMENT  
PR06 - Summary of Consolidated Plan  
Projects for Report Year

DATE: 7/11/2025  
TIME: 4:10:44 PM  
PAGE: 2/3

IDIS

Project Title and Description	Program	Project Estimate	Committed Amount	Amount Drawn Thru Report Year
Program Year 2024 ESG Activities	HESG	\$224,552.00	\$224,552.00	\$150,333.15
Public Services	CDBG	\$341,066.00	\$256,209.00	\$198,830.79
Acquisition of Affordable Rental Housing	CDBG	\$800,000.00	\$800,000.00	\$500,000.00
Affordable Housing Rehabilitation and Resale	CDBG	\$202,019.00	\$90,000.00	\$1,805.28
	HOME	\$67,648.00	\$0.00	\$0.00
Down payment assistance	HOME	\$150,000.00	\$0.44	\$121,249.00
Community Housing Development Organizations (CHDO) Operating	HOME	\$60,000.00	\$0.00	\$60,000.00
Facility Improvements - Special Needs	CDBG	\$312,694.00	\$88,694.00	\$35,373.75
New Construction - Rental	HOME	\$932,650.00	\$0.00	\$0.00
North Chicago - Infrastructure Improvements	CDBG	\$164,529.00	\$0.00	\$0.00
Owner occupied rehabilitation	CDBG	\$330,000.00	\$90,000.00	\$30,162.39
	HOME	\$160,000.00	\$0.00	\$24,500.00
Prairie State Legal Services - Fair Housing	CDBG	\$75,000.00	\$75,000.00	\$53,747.17
Rehabilitation of Affordable Rental Housing	CDBG	\$54,353.00	\$0.00	\$0.00
Program administration	CDBG	\$554,755.00	\$0.00	\$0.00
	HOME	\$145,050.00	\$903,806.55	\$39,338.68

U.S. DEPARTMENT OF HOUSING AND  
URBAN DEVELOPMENT  
OFFICE OF COMMUNITY PLANNING AND  
DEVELOPMENT  
PR06 - Summary of Consolidated Plan  
Projects for Report Year

DATE: 7/11/2025  
TIME: 4:10:44 PM  
PAGE: 3/3

IDIS

Amount Available to Draw	Amount Drawn in Report Year
\$74,218.85	\$150,333.15
\$57,378.21	\$198,830.79
\$300,000.00	\$500,000.00
\$88,194.72	\$1,805.28
\$0.00	\$0.00
(\$121,248.56)	\$121,249.00
(\$60,000.00)	\$60,000.00
\$53,320.25	\$35,373.75
\$0.00	\$0.00
\$0.00	\$0.00
\$59,837.61	\$30,162.39
(\$24,500.00)	\$24,500.00
\$21,252.83	\$53,747.17
\$0.00	\$0.00
\$0.00	\$0.00
\$864,467.87	\$39,338.68

PGM YEAR	PROJ ID	IDIS ACT ID	ACTIVITY NAME	STATUS	MTX CD	NTL OBJ	ACTIVITY FUNDED AMOUNT (CDBG Funds + LEVERAGING Funds)	CDBG FUNDED AMOUNT	% CDBG FUNDED	CDBG DRAWN AMOUNT	% CDBG DRAWN	OCCUPIED TOTAL	UNITS L/M	% L/M	CUMULATIVE OCCUPIED OWNER	UNITS RENTER
2024	0596	4527	YCC - Rehab and Resale	OPEN	14A	LMH	\$90,000.00	\$90,000.00	100.0	\$1,805.28	2.0	0	0	0.0	0	0
2024	0663	4501	CPAH - OOR - PD	OPEN	14H	LMH	\$90,000.00	\$90,000.00	100.0	\$48,460.93	53.8	1	1	100.0	1	0
2024 TOTALS: BUDGETED/UNDERWAY							\$180,000.00	\$180,000.00	100.0	\$50,266.21	27.9	1	1	100.0	1	0
COMPLETED							\$0.00	\$0.00	0.0	\$0.00	0.0	0	0	0.0	0	0
							\$180,000.00	\$180,000.00	100.0	\$50,266.21	27.9	1	1	100.0	1	0

PGM YEAR	PROJ ID	IDIS ACT ID	ACTIVITY NAME	STATUS	MTX CD	NTL OBJ	ACTIVITY FUNDED AMOUNT (CDBG Funds + LEVERAGING Funds)	CDBG FUNDED AMOUNT	% CDBG FUNDED	CDBG DRAWN AMOUNT	% CDBG DRAWN	OCCUPIED TOTAL	UNITS L/M	% L/M	CUMULATIVE OCCUPIED OWNER	UNITS RENTER
2023	3891	4415	CPAH - OOR -PD	COM	14H	LMH	\$90,000.00	\$90,000.00	100.0	\$90,000.00	100.0	1	1	100.0	1	0
2023	3902	4514	CPAH Mary Pat Maddox Place	OPEN	14B	LMH	\$400,000.00	\$400,000.00	100.0	\$242,779.28	60.7	0	0	0.0	0	0
2023 TOTALS: BUDGETED/UNDERWAY							\$400,000.00	\$400,000.00	100.0	\$242,779.28	60.6	0	0	0.0	0	0
COMPLETED							\$90,000.00	\$90,000.00	100.0	\$90,000.00	100.0	1	1	100.0	1	0
							\$490,000.00	\$490,000.00	100.0	\$332,779.28	67.9	1	1	100.0	1	0

PGM YEAR	PROJ ID	IDIS ACT ID	ACTIVITY NAME	STATUS	MTX CD	NTL OBJ	ACTIVITY FUNDED AMOUNT (CDBG Funds + LEVERAGING Funds)	CDBG FUNDED AMOUNT	% CDBG FUNDED	CDBG DRAWN AMOUNT	% CDBG DRAWN	OCCUPIED TOTAL	UNITS L/M	% L/M	CUMULATIVE OCCUPIED OWNER	UNITS RENTER
2022	6794	4399	YCC - Rehab and Resale	OPEN	14A	LMH	\$165,827.78	\$165,827.78	100.0	\$165,827.78	100.0	1	1	100.0	1	0
2022	6803	4340	CPAH OOR PD	COM	14H	LMH	\$90,000.00	\$90,000.00	100.0	\$90,000.00	100.0	1	1	100.0	1	0
2022	6803	4497	CPAH - OOR - 2715 Elizabeth Ave Zion	COM	14A	LMH	\$39,897.70	\$39,897.70	100.0	\$39,897.70	100.0	1	1	100.0	1	0
2022	6803	4509	CPAH OOR 2610 Gideon	COM	14A	LMH	\$35,695.70	\$35,695.70	100.0	\$35,695.70	100.0	1	1	100.0	1	0

IDIS - PR10			U.S. Department of Housing and Urban Development Office of Community Planning and Development Integrated Disbursement and Information System CDBG Housing Activities LAKE COUNTY, IL										DATE: 07-11-25 TIME: 16:10 PAGE: 2			
2022	6806	4381	Library Lane Rehab - Debruler Co.	COM	14B	LMH	\$204,458.44	\$204,458.44	100.0	\$204,458.44	100.0	148	135	91.2	0	148
2022	6806	4426	Glenkirk - Indian Spring	COM	14A	LMH	\$103,994.11	\$103,994.11	100.0	\$103,994.11	100.0	1	1	100.0	1	0
		2022	TOTALS: BUDGETED/UNDERWAY				\$165,827.78	\$165,827.78	100.0	\$165,827.78	100.0	1	1	100.0	1	0
			COMPLETED				\$474,045.95	\$474,045.95	100.0	\$474,045.95	100.0	152	139	91.4	4	148
							\$639,873.73	\$639,873.73	100.0	\$639,873.73	100.0	153	140	91.5	5	148
PGM	PROJ	IDIS					ACTIVITY FUNDED	CDBG							CUMULATIVE	
YEAR	ID	ACT ID	ACTIVITY NAME	STATUS	MTX CD	NTL OBJ	AMOUNT (CDBG Funds + LEVERAGING Funds)	FUNDED AMOUNT	% CDBG FUNDED	CDBG DRAWN AMOUNT	% CDBG DRAWN	OCCUPIED TOTAL	UNITS L/M	% L/M	OCCUPIED OWNER	UNITS RENTER
2021	9805	4253	Clearbrook - Wright Home Rehab	COM	14B	LMH	\$88,330.00	\$88,330.00	100.0	\$88,330.00	100.0	0	0	0.0	0	0
2021	9811	4241	CPAH - OOR PD - 2021	COM	14H	LMH	\$90,000.00	\$90,000.00	100.0	\$90,000.00	100.0	1	1	100.0	1	0
2021	9816	4312	CPAH - LCHA Acquisitions - 350 Behm Dr	COM	14A	LMH	\$129,345.00	\$129,345.00	100.0	\$129,345.00	100.0	1	1	100.0	0	1
2021	9816	4440	C2115-C CPAH - 2320 Springhill Ln.	COM	14G	LMH	\$196,275.00	\$196,275.00	100.0	\$196,275.00	100.0	1	1	100.0	0	1
2021	9816	4448	C2115-C CPAH - 1913 Hazelwood	COM	14A	LMH	\$178,725.00	\$178,725.00	100.0	\$178,725.00	100.0	1	1	100.0	0	1
2021	9820	4310	UMMA - LCHA SFH Rental Acquisition - 38158 N. Lincoln	OPEN	14A	LMH	\$175,000.00	\$175,000.00	100.0	\$166,234.00	95.0	1	1	100.0	0	1
2021	9822	4248	YCC - Affordable Housing Rehabilitation and Resale	COM	14A	LMH	\$139,981.42	\$139,981.42	100.0	\$139,981.42	100.0	1	1	100.0	1	0
2021	9822	4302	YCC - LCHA Acquisition, Rehab and Resale - 37898 New York Ave.	COM	14A	LMH	\$143,579.04	\$143,579.04	100.0	\$143,579.04	100.0	1	1	100.0	1	0
2021	9822	4383	YCC - Rehab and Resale	COM	14A	LMH	\$9,209.76	\$9,209.76	100.0	\$9,209.76	100.0	1	1	100.0	1	0
		2021	TOTALS: BUDGETED/UNDERWAY				\$175,000.00	\$175,000.00	100.0	\$166,234.00	94.9	1	1	100.0	0	1
			COMPLETED				\$975,445.22	\$975,445.22	100.0	\$975,445.22	100.0	7	7	100.0	4	3
							\$1,150,445.22	\$1,150,445.22	100.0	\$1,141,679.22	99.2	8	8	100.0	4	4
PGM	PROJ	IDIS					ACTIVITY FUNDED	CDBG							CUMULATIVE	
YEAR	ID	ACT ID	ACTIVITY NAME	STATUS	MTX CD	NTL OBJ	AMOUNT (CDBG Funds + LEVERAGING Funds)	FUNDED AMOUNT	% CDBG FUNDED	CDBG DRAWN AMOUNT	% CDBG DRAWN	OCCUPIED TOTAL	UNITS L/M	% L/M	OCCUPIED OWNER	UNITS RENTER

2020	2084	4208	YCC - Rehab and Resale	COM	14A	LMH	\$66,041.00	\$66,041.00	100.0	\$66,041.00	100.0	0	0	0.0	0	0
2020	7110	4194	Clearbrook Rehabilitation	COM	14B	LMH	\$210,710.22	\$133,996.22	63.6	\$133,996.22	63.6	15	15	100.0	0	15
2020	7728	4171	CPAH - OOR - 2311 Elizabeth Ave., Zion	COM	14A	LMH	\$26,945.00	\$26,945.00	100.0	\$26,945.00	100.0	1	1	100.0	1	0
2020	7728	4189	CPAH - OOR - PD	COM	14H	LMH	\$80,000.00	\$80,000.00	100.0	\$80,000.00	100.0	1	1	100.0	1	0
2020	7728	4455	CPAH OOR 3301 Gabriel	COM	14A	LMH	\$23,407.73	\$23,407.73	100.0	\$23,407.73	100.0	1	1	100.0	1	0
2020 TOTALS: BUDGETED/UNDERWAY							\$0.00	\$0.00	0.0	\$0.00	0.0	0	0	0.0	0	0
COMPLETED							\$407,103.95	\$330,389.95	81.1	\$330,389.95	81.1	18	18	100.0	3	15
							\$407,103.95	\$330,389.95	81.1	\$330,389.95	81.1	18	18	100.0	3	15

PGM YEAR	PROJ ID	IDIS ACT ID	ACTIVITY NAME	STATUS	MTX CD	NTL OBJ	ACTIVITY FUNDED	CDBG	% CDBG FUNDED	CDBG DRAWN AMOUNT	% CDBG DRAWN	OCCUPIED TOTAL	UNITS L/M	% L/M	CUMULATIVE	
							AMOUNT (CDBG Funds + LEVERAGING Funds)	FUNDED AMOUNT							OCCUPIED OWNER	UNITS RENTER
2019	2177	4064	CPAH OOR - 1840 Jackson St - NC	COM	14A	LMH	\$24,767.00	\$24,767.00	100.0	\$24,767.00	100.0	1	1	100.0	1	0
2019	2177	4076	AHC OORP (Project Delivery) 2019	COM	14H	LMC	\$109,504.01	\$109,504.01	100.0	\$109,504.01	100.0	0	1	0.0	0	0
2019	2177	4127	A Safe Place - Security and Parking Improvements	COM	14B	LMH	\$51,379.51	\$51,379.51	100.0	\$51,379.51	100.0	80	80	100.0	0	80
2019	2177	4131	Debruler - Lilac Ledge Rehab	COM	14B	LMH	\$824,996.29	\$824,996.29	100.0	\$824,996.29	100.0	187	187	100.0	0	187
2019	2177	4140	Debruler - Hebron Ave. Townhomes	COM	14B	LMH	\$151,936.29	\$151,936.29	100.0	\$151,936.29	100.0	35	35	100.0	0	35
2019	2177	4165	Raquan's Haven - Acquisition and Rental	COM	14G	LMH	\$68,946.28	\$68,946.28	100.0	\$68,946.28	100.0	2	2	100.0	0	2
2019	2182	4192	Thresholds - PSH Expansion	COM	14J	LMH	\$251,799.36	\$21,488.36	8.5	\$21,488.36	8.5	3	3	100.0	0	3
2019 TOTALS: BUDGETED/UNDERWAY							\$0.00	\$0.00	0.0	\$0.00	0.0	0	0	0.0	0	0
COMPLETED							\$1,483,328.74	\$1,253,017.74	84.4	\$1,253,017.74	84.4	308	309	100.3	1	307
							\$1,483,328.74	\$1,253,017.74	84.4	\$1,253,017.74	84.4	308	309	100.3	1	307

PGM YEAR	PROJ ID	IDIS ACT ID	ACTIVITY NAME	STATUS	MTX CD	NTL OBJ	ACTIVITY FUNDED	CDBG	% CDBG	CDBG	% CDBG	OCCUPIED	UNITS	CUMULATIVE	
							AMOUNT (CDBG Funds + LEVERAGING Funds)	FUNDED AMOUNT	FUNDED	DRAWN AMOUNT	DRAWN	TOTAL	L/M	% L/M	OCCUPIED OWNER



U.S. Department of Housing and Urban Development  
Office of Community Planning and Development  
Integrated Disbursement and Information System  
CDBG Housing Activities  
LAKE COUNTY, IL

2018	7702	3995	AHC OORP (Project Delivery)	COM	14H	LMC	\$89,972.77	\$89,972.77	100.0	\$89,972.77	100.0	0	1	0.0	0	0
2018	7702	4044	CPAH-HBD-440FROST-LF	COM	14G	LMH	\$119,875.00	\$119,875.00	100.0	\$119,875.00	100.0	1	1	100.0	1	0
2018	7702	4049	CPAH-OOR-2028 Hervey Ave-NC	COM	14A	LMH	\$30,892.00	\$30,892.00	100.0	\$30,892.00	100.0	1	1	100.0	1	0
2018	7702	4380	CPAH - OOR - 2222 Wallace Ave	COM	14A	LMH	\$35,042.55	\$35,042.55	100.0	\$35,042.55	100.0	1	1	100.0	1	0
2018	7710	4048	YCC - Housing Employment	COM	14A	LMH	\$246,489.82	\$246,489.82	100.0	\$246,489.82	100.0	1	1	100.0	1	0
2018 TOTALS: BUDGETED/UNDERWAY							\$0.00	\$0.00	0.0	\$0.00	0.0	0	0	0.0	0	0
COMPLETED							\$522,272.14	\$522,272.14	100.0	\$522,272.14	100.0	4	5	125.0	4	0
							\$522,272.14	\$522,272.14	100.0	\$522,272.14	100.0	4	5	125.0	4	0

PGM YEAR	PROJ ID	IDIS ACT ID	ACTIVITY NAME	STATUS	MTX CD	NTL OBJ	ACTIVITY FUNDED	CDBG	% CDBG FUNDED	CDBG	% CDBG DRAWN	OCCUPIED TOTAL	UNITS L/M	% L/M	CUMULATIVE	
							AMOUNT (CDBG Funds + LEVERAGING Funds)	FUNDED AMOUNT		DRAWN AMOUNT					OCCUPIED OWNER	UNITS RENTER
2017	2181	3943	AHC OORP (Project Delivery)	COM	14H	LMC	\$69,959.98	\$69,959.98	100.0	\$69,959.98	100.0	0	1	0.0	0	0
2017	2181	4138	CPAH-OOR_2925 Galilee Ave ZION	COM	14A	LMH	\$13,454.00	\$13,454.00	100.0	\$13,454.00	100.0	1	1	100.0	1	0
2017	2181	4149	CPAH-OOR-ZION-2921 Ezekiel	COM	14A	LMH	\$18,111.00	\$18,111.00	100.0	\$18,111.00	100.0	1	1	100.0	1	0
2017	2181	4205	CPAH - OOR - 2303 Dickey Ave	COM	14A	LMH	\$46,425.00	\$46,425.00	100.0	\$46,425.00	100.0	1	1	100.0	1	0
2017	2187	4066	CPAH HAP - 20 Hennings Ct - ANTIOCH	COM	14A	LMH	\$22,903.00	\$22,903.00	100.0	\$22,903.00	100.0	1	1	100.0	1	0
2017 TOTALS: BUDGETED/UNDERWAY							\$0.00	\$0.00	0.0	\$0.00	0.0	0	0	0.0	0	0
COMPLETED							\$170,852.98	\$170,852.98	100.0	\$170,852.98	100.0	4	5	125.0	4	0
							\$170,852.98	\$170,852.98	100.0	\$170,852.98	100.0	4	5	125.0	4	0

PGM YEAR	PROJ ID	IDIS ACT ID	ACTIVITY NAME	STATUS	MTX CD	NTL OBJ	ACTIVITY FUNDED	CDBG	% CDBG	CDBG	% CDBG	OCCUPIED	UNITS	CUMULATIVE		
							AMOUNT (CDBG Funds + LEVERAGING Funds)	FUNDED AMOUNT	FUNDED	DRAWN AMOUNT	DRAWN	TOTAL	L/M	% L/M	OCCUPIED OWNER	UNITS RENTER
2016	3996	3779	Little City CILA Rehab	COM	14A	LMH	\$80,241.94	\$47,716.94	59.5	\$47,716.94	59.5	5	5	100.0	0	5
2016	3996	3812	AHC-OOR-36820NEastmooreAve-LV	COM	14A	LMH	\$19,961.00	\$19,961.00	100.0	\$19,961.00	100.0	1	1	100.0	1	0

U.S. Department of Housing and Urban Development  
Office of Community Planning and Development  
Integrated Disbursement and Information System  
CDBG Housing Activities  
LAKE COUNTY, IL

2016	3996	3830	AHC Housing Rehab Project Delivery Costs	COM	14H	LMC	\$74,999.70	\$74,999.70	100.0	\$74,999.70	100.0	0	1	0.0	0	0
2016	3996	3839	AHC-OOR-24882 W Rollins-RL	COM	14A	LMH	\$25,936.00	\$25,936.00	100.0	\$25,936.00	100.0	1	1	100.0	1	0
2016	3996	3842	AHC-OOR-2022 Countryside LN-RLB	COM	14A	LMH	\$18,506.00	\$18,506.00	100.0	\$18,506.00	100.0	1	1	100.0	1	0
2016	3996	3843	AHC-OOR-2015 Bethesda Blvd-Zion	COM	14A	LMH	\$21,080.43	\$21,080.43	100.0	\$21,080.43	100.0	1	1	100.0	1	0
2016	3996	3844	AHC-OOR-39414 N McAree Rd-BP	COM	14A	LMH	\$20,821.18	\$20,821.18	100.0	\$20,821.18	100.0	1	1	100.0	1	0
2016	3996	3845	AHC-OOR-228 E Hawthorne Blvd-MUND	COM	14A	LMH	\$22,202.00	\$22,202.00	100.0	\$22,202.00	100.0	1	1	100.0	1	0
2016	3996	3846	LCRDC Rehabilitation	COM	14B	LMH	\$8,675.00	\$8,675.00	100.0	\$8,675.00	100.0	4	4	100.0	0	4
2016	3996	3853	CPAH - 236 Washington - Highwood	COM	14A	LMH	\$327,492.94	\$141,030.94	43.1	\$141,030.94	43.1	1	1	100.0	1	0
2016	3996	3857	LCRDC Rehabilitation-MPMP-Gurnee	COM	14B	LMH	\$82,825.00	\$82,825.00	100.0	\$82,825.00	100.0	9	9	100.0	0	9
2016	3996	3861	AHC-OOR-417 E WILLOW-RLP	COM	14A	LMH	\$27,987.00	\$27,987.00	100.0	\$27,987.00	100.0	1	1	100.0	1	0
2016	3996	3864	Glenkirk Acq-Rehab-Rental CILA	COM	14A	LMH	\$389,102.10	\$99,890.10	25.7	\$99,890.10	25.7	1	1	100.0	1	0
2016	3996	3941	AHC-OOR_2048 Kemble	COM	14A	LMH	\$14,442.00	\$14,442.00	100.0	\$14,442.00	100.0	1	1	100.0	1	0
2016	3996	3942	AHC-OOR-1922 Jackson St-NC	COM	14A	LMH	\$40,266.00	\$40,266.00	100.0	\$40,266.00	100.0	1	1	100.0	1	0
2016 TOTALS: BUDGETED/UNDERWAY							\$0.00	\$0.00	0.0	\$0.00	0.0	0	0	0.0	0	0
COMPLETED							\$1,174,538.29	\$666,339.29	56.7	\$666,339.29	56.7	29	30	103.4	11	18
							\$1,174,538.29	\$666,339.29	56.7	\$666,339.29	56.7	29	30	103.4	11	18

PGM YEAR	PROJ ID	IDIS ACT ID	ACTIVITY NAME	STATUS	MTX CD	NTL OBJ	ACTIVITY FUNDED AMOUNT (CDBG Funds + LEVERAGING Funds)	CDBG FUNDED AMOUNT	% CDBG FUNDED	CDBG DRAWN AMOUNT	% CDBG DRAWN	OCCUPIED TOTAL	UNITS L/M	CUMULATIVE		
														OCCUPIED OWNER	UNITS RENTER	
2015	0005	3676	LITTLE CITY FOUNDATION	COM	14G	LMH	\$127,500.00	\$127,500.00	100.0	\$127,500.00	100.0	0	0	0.0	0	0
2015	0005	3681	AHC Housing Rehab Project Delivery Costs	COM	14H	LMC	\$79,270.00	\$79,270.00	100.0	\$79,270.00	100.0	0	1	0.0	0	0
2015	0005	3732	AHC-OOR-217 N Bernice Ct-RL	COM	14A	LMH	\$19,170.00	\$19,170.00	100.0	\$19,170.00	100.0	1	1	100.0	1	0
2015	0005	3741	ACH-OOR-532 English Ln-WH	COM	14A	LMH	\$25,410.00	\$25,410.00	100.0	\$25,410.00	100.0	1	1	100.0	1	0
2015	0005	3742	AHC-OOR-322 Forest Glen Dr-RLP	COM	14A	LMH	\$40,199.80	\$40,199.80	100.0	\$40,199.80	100.0	1	1	100.0	1	0
2015	0005	3749	AHC-OOR-727 E Maple Ave-MUND	COM	14A	LMH	\$19,568.96	\$19,568.96	100.0	\$19,568.96	100.0	1	1	100.0	1	0
2015	0005	3764	AHC-OOR-410MonroeAve-ING	COM	14A	LMH	\$20,068.00	\$20,068.00	100.0	\$20,068.00	100.0	1	1	100.0	1	0
2015	0005	3811	AHC-OOR-2035 DICKEY AVE-NC	COM	14A	LMH	\$44,237.01	\$44,237.01	100.0	\$44,237.01	100.0	1	1	100.0	1	0

U.S. Department of Housing and Urban Development  
Office of Community Planning and Development  
Integrated Disbursement and Information System  
CDBG Housing Activities  
LAKE COUNTY, IL

2015	0005	4144	CPAH-OOR-ZION-2119 Joppa	COM	14A	LMH	\$22,738.10	\$22,738.10	100.0	\$0.00	0.0	1	1	100.0	1	0
2015	0008	3639	LCRDC Fairhaven Crossing Mundelein	COM	12	LMH	\$301,520.00	\$301,520.00	100.0	\$240,900.00	79.9	39	39	100.0	0	39
2015	2231	3777	NorthPointe Resources CILA	COM	14A	LMH	\$14,193.00	\$14,193.00	100.0	\$14,193.00	100.0	1	1	100.0	0	1
2015 TOTALS: BUDGETED/UNDERWAY							\$0.00	\$0.00	0.0	\$0.00	0.0	0	0	0.0	0	0
COMPLETED							\$713,874.87	\$713,874.87	100.0	\$630,516.77	88.3	47	48	102.1	7	40
							\$713,874.87	\$713,874.87	100.0	\$630,516.77	88.3	47	48	102.1	7	40

PGM YEAR	PROJ ID	IDIS ACT ID	ACTIVITY NAME	STATUS	MTX CD	NTL OBJ	ACTIVITY FUNDED AMOUNT (CDBG Funds + LEVERAGING Funds)	CDBG FUNDED AMOUNT	% CDBG FUNDED	CDBG DRAWN AMOUNT	% CDBG DRAWN	OCCUPIED TOTAL	UNITS L/M	% L/M	CUMULATIVE	
															OCCUPIED OWNER	UNITS RENTER
2014	1142	3592	AHC Rehabilitation Delivery Costs	COM	14H	LMH	\$77,996.00	\$77,996.00	100.0	\$77,996.00	100.0	5	5	100.0	5	0
2014	1142	3674	AHC-OORP- 716 NW HOLCOMB DR-MUND	COM	14A	LMH	\$21,564.00	\$21,564.00	100.0	\$21,564.00	100.0	1	1	100.0	1	0
2014	1142	3698	AHC-OOR-315 W HAWLEY ST-MND	COM	14A	LMH	\$21,945.00	\$21,945.00	100.0	\$21,945.00	100.0	1	1	100.0	1	0
2014	1142	3699	AHC-OOR-532 N Prospect Dr-RLP	COM	14A	LMH	\$4,414.00	\$4,414.00	100.0	\$4,414.00	100.0	1	1	100.0	1	0
2014	1142	3700	AHC-OOR-25033 W CLARIDAN AVE-ANT	COM	14A	LMH	\$19,814.00	\$19,814.00	100.0	\$19,814.00	100.0	1	1	100.0	1	0
2014	1142	3728	AHC-OOR-322 Somerset Lane-VH	COM	14A	LMH	\$13,458.97	\$13,458.97	100.0	\$13,458.97	100.0	1	1	100.0	1	0
2014 TOTALS: BUDGETED/UNDERWAY							\$0.00	\$0.00	0.0	\$0.00	0.0	0	0	0.0	0	0
COMPLETED							\$159,191.97	\$159,191.97	100.0	\$159,191.97	100.0	10	10	100.0	10	0
							\$159,191.97	\$159,191.97	100.0	\$159,191.97	100.0	10	10	100.0	10	0

PGM YEAR	PROJ ID	IDIS ACT ID	ACTIVITY NAME	STATUS	MTX CD	NTL OBJ	ACTIVITY FUNDED AMOUNT (CDBG Funds + LEVERAGING Funds)	CDBG FUNDED AMOUNT	% CDBG FUNDED	CDBG DRAWN AMOUNT	% CDBG DRAWN	OCCUPIED TOTAL	UNITS L/M	% L/M	CUMULATIVE	
															OCCUPIED OWNER	UNITS RENTER
2012	3075	3350	AHC Housing Rehab Project Delivery Costs	COM	14H	LMH	\$142,707.06	\$142,707.06	100.0	\$142,707.06	100.0	7	7	100.0	7	0
2012 TOTALS: BUDGETED/UNDERWAY							\$0.00	\$0.00	0.0	\$0.00	0.0	0	0	0.0	0	0
COMPLETED							\$142,707.06	\$142,707.06	100.0	\$142,707.06	100.0	7	7	100.0	7	0



2009	TOTALS: BUDGETED/UNDERWAY	\$0.00	\$0.00	0.0	\$0.00	0.0	0	0	0.0	0	0
	COMPLETED	\$171,396.00	\$171,396.00	100.0	\$171,396.00	100.0	0	0	0.0	0	0
		\$171,396.00	\$171,396.00	100.0	\$171,396.00	100.0	0	0	0.0	0	0

PGM YEAR	PROJ ID	IDIS ACT ID	ACTIVITY NAME	STATUS	MTX CD	NTL OBJ	ACTIVITY FUNDED	CDBG	% CDBG FUNDED	CDBG	% CDBG DRAWN	OCCUPIED TOTAL	UNITS L/M	% L/M	CUMULATIVE	
							AMOUNT (CDBG Funds + LEVERAGING Funds)	FUNDED AMOUNT		DRAWN AMOUNT					OCCUPIED OWNER	UNITS RENTER
2008	0017	2840	AHC HOUSING REHAB PROGRAM DELIVERY COSTS	COM	14H	LMH	\$204,000.00	\$204,000.00	100.0	\$204,000.00	100.0	0	0	0.0	0	0
2008	0017	2960	AHC REHAB - PERSON	COM	14A	LMH	\$17,436.50	\$17,436.50	100.0	\$17,436.50	100.0	1	1	100.0	1	0
2008	0017	2962	AHC REHAB - WEISS	COM	14A	LMH	\$12,911.50	\$12,911.50	100.0	\$12,911.50	100.0	1	1	100.0	1	0
2008 TOTALS: BUDGETED/UNDERWAY							\$0.00	\$0.00	0.0	\$0.00	0.0	0	0	0.0	0	0
COMPLETED							\$234,348.00	\$234,348.00	100.0	\$234,348.00	100.0	2	2	100.0	2	0
							\$234,348.00	\$234,348.00	100.0	\$234,348.00	100.0	2	2	100.0	2	0

PGM YEAR	PROJ ID	IDIS ACT ID	ACTIVITY NAME	STATUS	MTX CD	NTL OBJ	ACTIVITY FUNDED	CDBG	% CDBG FUNDED	CDBG	% CDBG DRAWN	OCCUPIED TOTAL	UNITS L/M	% L/M	CUMULATIVE	
							AMOUNT (CDBG Funds + LEVERAGING Funds)	FUNDED AMOUNT		DRAWN AMOUNT					OCCUPIED OWNER	UNITS RENTER
2007	0017	2662	AHC HOUSING REHAB PROGRAM DELIVERY COSTS	COM	14H	LMH	\$197,900.00	\$197,900.00	100.0	\$197,900.00	100.0	0	0	0.0	0	0
2007	0017	2818	AHC REHAB - JACKSON	COM	14A	LMH	\$55,402.00	\$44,592.00	80.5	\$44,592.00	80.5	1	1	100.0	1	0
2007	0017	2947	AHC REHAB - ADKINS	COM	14A	LMH	\$29,845.00	\$4,815.00	16.1	\$4,815.00	16.1	1	1	100.0	1	0
2007	0017	3224	AHC REHAB- Bannier, Linda S.	COM	14A	LMH	\$27,104.00	\$14,104.00	52.0	\$14,104.00	52.0	1	1	100.0	1	0
2007 TOTALS: BUDGETED/UNDERWAY							\$0.00	\$0.00	0.0	\$0.00	0.0	0	0	0.0	0	0
COMPLETED							\$310,251.00	\$261,411.00	84.2	\$261,411.00	84.2	3	3	100.0	3	0
							\$310,251.00	\$261,411.00	84.2	\$261,411.00	84.2	3	3	100.0	3	0

U.S. Department of Housing and Urban Development  
Office of Community Planning and Development  
Integrated Disbursement and Information System  
CDBG Housing Activities  
LAKE COUNTY, IL

PGM YEAR	PROJ ID	IDIS ACT ID	ACTIVITY NAME	STATUS	MTX CD	NTL OBJ	ACTIVITY FUNDED AMOUNT (CDBG Funds + LEVERAGING Funds)	CDBG FUNDED AMOUNT	% CDBG FUNDED	CDBG DRAWN AMOUNT	% CDBG DRAWN	OCCUPIED TOTAL	UNITS L/M	% L/M	CUMULATIVE	
															OCCUPIED OWNER	UNITS RENTER
2006	0017	2436	AHC HOUSING REHAB PROGRAM DELIVERY COSTS	COM	14H	LMH	\$200,000.00	\$200,000.00	100.0	\$200,000.00	100.0	0	0	0.0	0	0
2006	0017	2561	AHC REHAB-ENRIGHT	COM	14A	LMH	\$68,400.00	\$68,400.00	100.0	\$68,400.00	100.0	1	1	100.0	1	0
2006	0017	2562	AHC REHAB - LENTINE	COM	14A	LMH	\$29,280.69	\$29,280.69	100.0	\$29,280.69	100.0	1	1	100.0	1	0
2006	0017	2563	AHC REHAB-BLAIR	COM	14A	LMH	\$58,462.38	\$33,462.38	57.2	\$33,462.38	57.2	1	1	100.0	1	0
2006	0017	2564	AHC REHAB-NEIBERGALL	COM	14A	LMH	\$30,436.03	\$20,465.03	67.2	\$20,465.03	67.2	1	1	100.0	1	0
2006	0017	2565	AHC REHAB-SMITH	COM	14B	LMH	\$48,750.11	\$48,750.11	100.0	\$48,750.11	100.0	2	2	100.0	2	0
2006	0017	2566	AHC REHAB-KING	COM	14A	LMH	\$45,098.32	\$30,098.32	66.7	\$30,098.32	66.7	1	1	100.0	1	0
2006	0017	2586	AHC REHAB - PEARCE	COM	14A	LMH	\$19,512.32	\$14,512.32	74.4	\$14,512.32	74.4	1	1	100.0	1	0
2006	0017	2588	AHC REHAB-HAUSLER	COM	14A	LMH	\$70,131.82	\$49,999.82	71.3	\$29,867.32	42.6	2	2	100.0	2	0
2006	0017	2595	AHC REHAB - PRETI	COM	14A	LMH	\$67,191.32	\$42,191.32	62.8	\$42,191.32	62.8	1	1	100.0	1	0
2006	0017	2607	AHC REHAB - VILLAGOMEZ	COM	14A	LMH	\$33,318.64	\$25,318.64	76.0	\$25,318.64	76.0	1	1	100.0	1	0
2006	0017	2623	AHC REHAB - HILL	COM	14A	LMH	\$8,454.00	\$8,454.00	100.0	\$8,454.00	100.0	1	1	100.0	1	0
2006	0017	2624	AHC REHAB - LYTER	COM	14A	LMH	\$20,153.82	\$11,123.82	55.2	\$11,123.82	55.2	1	1	100.0	1	0
2006	0017	2625	AHC REHAB - TULLY	COM	14A	LMH	\$24,035.32	\$24,035.32	100.0	\$24,035.32	100.0	1	1	100.0	1	0
2006	0017	2654	AHC REHAB - THOMPSON	COM	14A	LMH	\$18,887.32	\$18,887.32	100.0	\$18,887.32	100.0	2	2	100.0	2	0
2006	0017	2655	AHC REHAB - WALLERSTEIN	COM	14A	LMH	\$19,060.82	\$11,060.82	58.0	\$11,060.82	58.0	2	2	100.0	2	0
2006 TOTALS: BUDGETED/UNDERWAY							\$0.00	\$0.00	0.0	\$0.00	0.0	0	0	0.0	0	0
COMPLETED							\$761,172.91	\$636,039.91	83.5	\$615,907.41	80.9	19	19	100.0	19	0
							\$761,172.91	\$636,039.91	83.5	\$615,907.41	80.9	19	19	100.0	19	0

PGM YEAR	PROJ ID	IDIS ACT ID	ACTIVITY NAME	STATUS	MTX CD	NTL OBJ	ACTIVITY FUNDED AMOUNT (CDBG Funds + LEVERAGING Funds)	CDBG FUNDED AMOUNT	% CDBG FUNDED	CDBG DRAWN AMOUNT	% CDBG DRAWN	OCCUPIED TOTAL	UNITS L/M	% L/M	CUMULATIVE	
															OCCUPIED OWNER	UNITS RENTER
2005	0017	2210	AHC HOUSING REHAB PROG. - DELIVERY COSTS	COM	14H	LMH	\$184,700.00	\$184,700.00	100.0	\$184,700.00	100.0	0	0	0.0	0	0

IDIS - PR10													U.S. Department of Housing and Urban Development Office of Community Planning and Development Integrated Disbursement and Information System CDBG Housing Activities LAKE COUNTY, IL				DATE: 07-11-25 TIME: 16:10 PAGE: 10	
2005	0017	2633	AHC REHAB - ROSARIO	COM	14A	LMH	\$9,400.11	\$9,400.11	100.0	\$9,400.11	100.0	1	1	100.0	1	0		
2005	0017	2634	AHC REHAB - WINTERS	COM	14A	LMH	\$12,850.11	\$12,850.11	100.0	\$12,850.11	100.0	2	2	100.0	2	0		
2005	0017	2635	AHC REHAB - MOORE	COM	14A	LMH	\$10,434.11	\$10,434.11	100.0	\$10,434.11	100.0	1	1	100.0	1	0		
2005	0017	2636	AHC REHAB - LICHTWALT	COM	14A	LMH	\$12,366.11	\$12,366.11	100.0	\$12,366.11	100.0	1	1	100.0	1	0		
2005	0017	2637	AHC REHAB - WILLIAMSON	COM	14A	LMH	\$11,167.11	\$6,667.11	59.7	\$6,667.11	59.7	2	2	100.0	2	0		
2005	0017	2638	AHC REHAB - PICKETT	COM	14A	LMH	\$11,676.11	\$11,676.11	100.0	\$11,676.11	100.0	2	2	100.0	2	0		
2005	0017	2639	AHC REHAB - BROWN	COM	14A	LMH	\$12,446.69	\$12,446.69	100.0	\$12,446.69	100.0	2	2	100.0	2	0		
2005	0017	2640	AHC REHAB - PAYNE	COM	14A	LMH	\$11,481.69	\$11,481.69	100.0	\$11,481.69	100.0	2	2	100.0	2	0		
2005	0017	2641	AHC REHAB - WHITTINGTON	COM	14A	LMH	\$24,081.69	\$24,081.69	100.0	\$24,081.69	100.0	1	1	100.0	1	0		
2005	0017	2642	AHC REHAB - WALL	COM	14A	LMH	\$30,722.69	\$26,222.69	85.4	\$26,222.69	85.4	1	1	100.0	1	0		
2005	0017	2643	AHC REHAB - NICOLI	COM	14A	LMH	\$32,933.27	\$32,933.27	100.0	\$32,933.27	100.0	2	1	50.0	2	0		
2005	0017	2644	AHC REHAB - BLAIR	COM	14A	LMH	\$57,763.38	\$33,462.38	57.9	\$33,462.38	57.9	2	1	50.0	2	0		
2005	0017	2645	AHC REHAB - MOTTER, SHAKE & HARTER	COM	14A	LMH	\$27,309.07	\$22,809.07	83.5	\$22,809.07	83.5	2	2	100.0	2	0		
2005	0017	2646	AHC REHAB - CERVERA	COM	14A	LMH	\$14,206.69	\$14,206.69	100.0	\$14,206.69	100.0	2	2	100.0	2	0		
2005	0017	2647	AHC REHAB - PRZYBYLO	COM	14A	LMH	\$23,976.38	\$23,976.38	100.0	\$23,976.38	100.0	1	1	100.0	1	0		
2005	0017	2648	AHC REHAB - FREUND	COM	14A	LMH	\$16,792.38	\$16,792.38	100.0	\$16,792.38	100.0	2	1	50.0	2	0		
2005	0017	2649	AHC REHAB - SALGADO	COM	14A	LMH	\$16,317.98	\$16,317.98	100.0	\$16,317.98	100.0	2	1	50.0	2	0		
2005	0017	2650	AHC REHAB - SCHULER	COM	14A	LMH	\$8,242.38	\$8,242.38	100.0	\$8,242.38	100.0	2	1	50.0	2	0		
2005	0017	2651	AHC REHAB - FURBUSH	COM	14A	LMH	\$16,201.69	\$16,201.69	100.0	\$16,201.69	100.0	2	2	100.0	2	0		
2005	0017	2652	AHC REHAB - NEAS	COM	14A	LMH	\$26,122.88	\$26,122.88	100.0	\$26,122.88	100.0	2	1	50.0	2	0		
2005	0017	2653	AHC REHAB - BAUM	COM	14A	LMH	\$10,210.82	\$6,684.82	65.5	\$6,684.82	65.5	2	2	100.0	2	0		
2005 TOTALS: BUDGETED/UNDERWAY							\$0.00	\$0.00	0.0	\$0.00	0.0	0	0	0.0	0	0		
COMPLETED							\$581,403.34	\$540,076.34	92.8	\$540,076.34	92.8	36	30	83.3	36	0		
							\$581,403.34	\$540,076.34	92.8	\$540,076.34	92.8	36	30	83.3	36	0		
-----																		
PGM	PROJ	IDIS				ACTIVITY FUNDED			CDBG					CUMULATIVE				
YEAR	ID	ACT ID	ACTIVITY NAME	STATUS	MTX CD	NTL OBJ	AMOUNT (CDBG Funds + LEVERAGING Funds)	FUNDED AMOUNT	% CDBG FUNDED	CDBG DRAWN AMOUNT	% CDBG DRAWN	OCCUPIED TOTAL	UNITS L/M	% L/M	OCCUPIED OWNER	UNITS RENTER		
-----																		

IDIS - PR10			U.S. Department of Housing and Urban Development Office of Community Planning and Development Integrated Disbursement and Information System CDBG Housing Activities LAKE COUNTY, IL											DATE: 07-11-25 TIME: 16:10 PAGE: 11		
2004	0017	2084	AHC HOUSING REHAB PROGRAM DELIVERY COSTS	COM	14H	LMH	\$175,000.00	\$175,000.00	100.0	\$175,000.00	100.0	0	0	0.0	0	0
2004 TOTALS: BUDGETED/UNDERWAY							\$0.00	\$0.00	0.0	\$0.00	0.0	0	0	0.0	0	0
COMPLETED							\$175,000.00	\$175,000.00	100.0	\$175,000.00	100.0	0	0	0.0	0	0
							\$175,000.00	\$175,000.00	100.0	\$175,000.00	100.0	0	0	0.0	0	0
PGM	PROJ	IDIS	ACTIVITY NAME	STATUS	MTX	NTL	ACTIVITY FUNDED AMOUNT (CDBG Funds + LEVERAGING Funds)	CDBG FUNDED AMOUNT	% CDBG FUNDED	CDBG DRAWN AMOUNT	% CDBG DRAWN	OCCUPIED TOTAL	UNITS L/M	% L/M	CUMULATIVE	
YEAR	ID	ACT ID			CD	OBJ									OCCUPIED OWNER	UNITS RENTER
2003	0017	1846	AHC HOUSING REHAB PROGRAM DELIVERY COSTS	COM	14H	LMH	\$176,017.53	\$176,017.53	100.0	\$176,017.53	100.0	0	0	0.0	0	0
2003 TOTALS: BUDGETED/UNDERWAY							\$0.00	\$0.00	0.0	\$0.00	0.0	0	0	0.0	0	0
COMPLETED							\$176,017.53	\$176,017.53	100.0	\$176,017.53	100.0	0	0	0.0	0	0
							\$176,017.53	\$176,017.53	100.0	\$176,017.53	100.0	0	0	0.0	0	0
PGM	PROJ	IDIS	ACTIVITY NAME	STATUS	MTX	NTL	ACTIVITY FUNDED AMOUNT (CDBG Funds + LEVERAGING Funds)	CDBG FUNDED AMOUNT	% CDBG FUNDED	CDBG DRAWN AMOUNT	% CDBG DRAWN	OCCUPIED TOTAL	UNITS L/M	% L/M	CUMULATIVE	
YEAR	ID	ACT ID			CD	OBJ									OCCUPIED OWNER	UNITS RENTER
2002	0009	1600	REHAB ADMIN - AHC	COM	14H	LMH	\$158,965.67	\$158,965.67	100.0	\$158,965.67	100.0	0	0	0.0	0	0
2002	0009	1952	WK REHAB - FITZJOHN	COM	14A	LMH	\$29,772.00	\$29,772.00	100.0	\$0.00	0.0	1	1	100.0	0	1
2002	0009	2291	AHC REHAB - FORBES	COM	14A	LMH	\$19,411.11	\$19,411.11	100.0	\$19,411.11	100.0	1	1	100.0	1	0
2002	0009	2292	AHC REHAB - FULLILOVE	COM	14A	LMH	\$14,437.86	\$14,437.86	100.0	\$14,437.86	100.0	1	1	100.0	0	1
2002	0009	2293	AHC REHAB - ORF	COM	14A	LMH	\$18,432.72	\$18,432.72	100.0	\$18,432.72	100.0	1	1	100.0	0	1
2002	0009	2294	AHC REHAB - CHYUNG	COM	14A	LMH	\$18,115.61	\$18,115.61	100.0	\$18,115.61	100.0	1	1	100.0	0	1
2002	0009	2295	AHC REHAB - REID	COM	14A	LMH	\$22,835.11	\$22,835.11	100.0	\$22,835.11	100.0	1	1	100.0	0	1
2002	0009	2296	AHC REHAB - SMITH	COM	14A	LMH	\$14,958.61	\$14,958.61	100.0	\$14,958.61	100.0	1	1	100.0	0	1
2002	0009	2297	AHC REHAB - LEVENTHAL	COM	14A	LMH	\$15,905.11	\$15,905.11	100.0	\$15,905.11	100.0	1	1	100.0	0	1
2002	0009	2298	AHC REHAB - MCMURRY	COM	14A	LMH	\$4,498.01	\$4,498.01	100.0	\$4,498.01	100.0	1	1	100.0	0	1



IDIS - PR10						U.S. Department of Housing and Urban Development Office of Community Planning and Development Integrated Disbursement and Information System CDBG Housing Activities LAKE COUNTY, IL								DATE: 07-11-25			
														TIME: 16:10			
														PAGE: 12			
2002	0009	2299	AHC REHAB - MARTINEZ & WALZ	COM	14A	LMH	\$41,300.22	\$37,300.22	90.3	\$37,300.22	90.3	1	1	100.0	1	0	
2002 TOTALS: BUDGETED/UNDERWAY							\$0.00	\$0.00	0.0	\$0.00	0.0	0	0	0.0	0	0	
COMPLETED							\$358,632.03	\$354,632.03	98.8	\$324,860.03	90.5	10	10	100.0	2	8	
							\$358,632.03	\$354,632.03	98.8	\$324,860.03	90.5	10	10	100.0	2	8	
PGM	PROJ	IDIS					ACTIVITY FUNDED	CDBG							CUMULATIVE		
YEAR	ID	ACT ID	ACTIVITY NAME	STATUS	MTX	NTL	AMOUNT (CDBG Funds + LEVERAGING Funds)	FUNDED AMOUNT	% CDBG FUNDED	CDBG DRAWN AMOUNT	% CDBG DRAWN	OCCUPIED TOTAL	UNITS L/M	% L/M	OCCUPIED OWNER	UNITS RENTER	
2001	0009	1365	GLENKIRK	COM	14A	LMH	\$24,000.00	\$24,000.00	100.0	\$24,000.00	100.0	1	1	100.0	0	1	
2001	0009	1438	REHAB ADMIN - AHC	COM	14H	LMH	\$159,615.51	\$159,615.51	100.0	\$159,615.51	100.0	0	0	0.0	0	0	
2001	0009	1680	REHAB - PIERCE, NURSELL	COM	14A	LMH	\$40,360.11	\$40,360.11	100.0	\$40,360.11	100.0	1	1	100.0	0	1	
2001	0009	1681	REHAB - SCHLARBAUM, ALLISON	COM	14A	LMH	\$20,780.64	\$20,780.64	100.0	\$20,780.64	100.0	1	1	100.0	0	1	
2001	0009	1682	REHAB - BOTKA, MICHELLE	COM	14A	LMH	\$6,014.04	\$6,014.04	100.0	\$6,014.04	100.0	1	1	100.0	0	1	
2001	0009	1683	REHAB - RAPIER, ROBERT	COM	14A	LMH	\$10,050.08	\$10,050.08	100.0	\$10,050.08	100.0	1	1	100.0	0	1	
2001	0009	1684	REHAB - GONZALEZ, RICHARD AND KATHIE	COM	14A	LMH	\$33,313.31	\$33,313.31	100.0	\$33,313.31	100.0	1	1	100.0	0	1	
2001	0009	1685	AHC REHAB - TOLLERS	COM	14A	LMH	\$9,329.62	\$5,329.62	57.1	\$5,329.62	57.1	1	1	100.0	0	1	
2001	0009	1686	REHAB - CUNNINGHAM, THELMA	COM	14A	LMH	\$944.54	\$944.54	100.0	\$944.54	100.0	1	1	100.0	0	1	
2001	0009	1687	REHAB - NUNEZ, GRISEL	COM	14A	LMH	\$1,727.54	\$1,727.54	100.0	\$1,727.54	100.0	1	1	100.0	0	1	
2001	0009	1906	WK REHAB - KINZER, FRED AND EILEEN	COM	14A	LMH	\$51,801.96	\$51,801.96	100.0	\$0.00	0.0	1	1	100.0	0	1	
2001 TOTALS: BUDGETED/UNDERWAY							\$0.00	\$0.00	0.0	\$0.00	0.0	0	0	0.0	0	0	
COMPLETED							\$357,937.35	\$353,937.35	98.8	\$302,135.39	84.4	10	10	100.0	0	10	
							\$357,937.35	\$353,937.35	98.8	\$302,135.39	84.4	10	10	100.0	0	10	
PGM	PROJ	IDIS					ACTIVITY FUNDED	CDBG							CUMULATIVE		
YEAR	ID	ACT ID	ACTIVITY NAME	STATUS	MTX	NTL	AMOUNT (CDBG Funds + LEVERAGING Funds)	FUNDED AMOUNT	% CDBG FUNDED	CDBG DRAWN AMOUNT	% CDBG DRAWN	OCCUPIED TOTAL	UNITS L/M	% L/M	OCCUPIED OWNER	UNITS RENTER	

U.S. Department of Housing and Urban Development  
Office of Community Planning and Development  
Integrated Disbursement and Information System  
CDBG Housing Activities  
LAKE COUNTY, IL

2000	0009	1239	GLENKIRK	COM	14A	LMH	\$10,000.00	\$10,000.00	100.0	\$10,000.00	100.0	8	8	100.0	0	8
2000	0009	1255	LAMB'S FARM	COM	14G	LMH	\$295,000.00	\$132,134.00	44.8	\$132,134.00	44.8	4	4	100.0	0	4
2000	0009	1284	REHAB ADMIN - AHC	COM	14H	LMH	\$158,098.56	\$158,098.56	100.0	\$158,098.56	100.0	0	0	0.0	0	0
2000	0009	1664	REHAB - JOHLIE, KAREN	COM	14A	LMH	\$9,421.00	\$9,421.00	100.0	\$9,421.00	100.0	1	1	100.0	0	1
2000	0009	1665	REHAB - FRIEDLUND, DARLEEN	COM	14A	LMH	\$3,583.00	\$3,583.00	100.0	\$3,583.00	100.0	1	1	100.0	0	1
2000	0009	1666	REHAB - LYNCH, CONSTANCE	COM	14A	LMH	\$1,158.00	\$1,158.00	100.0	\$1,158.00	100.0	1	1	100.0	0	1
2000	0009	1667	REHAB - PETERSON, BARBARA	COM	14A	LMH	\$10,068.50	\$10,068.50	100.0	\$10,068.50	100.0	1	1	100.0	0	1
2000	0009	1668	REHAB - KORANEK, DONNA	COM	14A	LMH	\$9,373.40	\$9,373.40	100.0	\$9,373.40	100.0	1	1	100.0	0	1
2000	0009	1669	REHAB - MOORE, WILLIAM AND PATRICIA	COM	14A	LMH	\$3,447.00	\$3,447.00	100.0	\$3,447.00	100.0	1	1	100.0	0	1
2000	0009	1670	REHAB - ORTEGEL, LANCE AND DONNA	COM	14A	LMH	\$8,336.00	\$8,336.00	100.0	\$8,336.00	100.0	1	1	100.0	0	1
2000	0009	1677	REHAB - WINNINGER, LEROY AND SHIRLEY	COM	14A	LMH	\$1,942.50	\$1,942.50	100.0	\$1,942.50	100.0	1	1	100.0	0	1
2000	0009	1678	REHAB - BROESKE, WALLACE AND CAROL	COM	14A	LMH	\$20,875.08	\$20,875.08	100.0	\$20,875.08	100.0	1	1	100.0	0	1
2000	0009	1679	AHC REHAB - KINKELAAR	COM	14A	LMH	\$19,924.28	\$19,924.28	100.0	\$19,924.28	100.0	1	1	100.0	0	1
2000	0009	2290	AHC REHAB - JONES	COM	14A	LMH	\$5,194.00	\$5,194.00	100.0	\$5,194.00	100.0	1	1	100.0	0	1
2000 TOTALS: BUDGETED/UNDERWAY							\$0.00	\$0.00	0.0	\$0.00	0.0	0	0	0.0	0	0
COMPLETED							\$556,421.32	\$393,555.32	70.7	\$393,555.32	70.7	23	23	100.0	0	23
							\$556,421.32	\$393,555.32	70.7	\$393,555.32	70.7	23	23	100.0	0	23

PGM YEAR	PROJ ID	IDIS ACT ID	IDIS ACTIVITY NAME	STATUS	MTX CD	NTL OBJ	ACTIVITY FUNDED AMOUNT (CDBG Funds + LEVERAGING Funds)	CDBG FUNDED AMOUNT	% CDBG FUNDED	CDBG DRAWN AMOUNT	% CDBG DRAWN	OCCUPIED TOTAL	UNITS L/M	CUMULATIVE		
														OCCUPIED OWNER	UNITS RENTER	
1999	0009	1324	REHAB - GNARRO, ROBERT & VIRGINIA	COM	14A	LMH	\$6,383.75	\$6,383.75	100.0	\$6,383.75	100.0	1	1	100.0	0	1
1999	0009	1325	REHAB - ABDULAH, JAMEELAH	COM	14A	LMH	\$2,442.75	\$2,442.75	100.0	\$2,442.75	100.0	1	1	100.0	0	1
1999	0009	1326	REHAB - HOOVEN, MELISSA	COM	14A	LMH	\$6,374.75	\$6,374.75	100.0	\$6,374.75	100.0	1	1	100.0	0	1
1999	0009	1327	REHAB - HAMILTON, LAUREL	COM	14A	LMH	\$19,735.60	\$19,735.60	100.0	\$19,735.60	100.0	1	1	100.0	0	1
1999	0009	1328	REHAB - SMITH, ROSEMARIE	COM	14A	LMH	\$18,304.00	\$18,304.00	100.0	\$18,304.00	100.0	1	1	100.0	0	1
1999	0009	1329	REHAB - LIBBY, DEBRA	COM	14A	LMH	\$1,246.00	\$1,246.00	100.0	\$1,246.00	100.0	1	1	100.0	0	1
1999	0009	1330	REHAB - RAMIREZ, JOSE & MARIA	COM	14A	LMH	\$10,205.00	\$10,205.00	100.0	\$10,205.00	100.0	1	1	100.0	0	1

1999	0009	1331	REHAB - LAVOY, CHRISTOPHER & LOURDES	COM	14A	LMH	\$13,503.00	\$13,503.00	100.0	\$13,503.00	100.0	1	1	100.0	0	1
1999 TOTALS: BUDGETED/UNDERWAY							\$0.00	\$0.00	0.0	\$0.00	0.0	0	0	0.0	0	0
COMPLETED							\$78,194.85	\$78,194.85	100.0	\$78,194.85	100.0	8	8	100.0	0	8
							\$78,194.85	\$78,194.85	100.0	\$78,194.85	100.0	8	8	100.0	0	8

PGM	PROJ	IDIS	ACTIVITY NAME	STATUS	MTX CD	NTL OBJ	ACTIVITY FUNDED AMOUNT (CDBG Funds + LEVERAGING Funds)	CDBG FUNDED AMOUNT	% CDBG FUNDED	CDBG DRAWN AMOUNT	% CDBG DRAWN	OCCUPIED TOTAL	UNITS L/M	% L/M	CUMULATIVE	
YEAR	ID	ACT ID													OCCUPIED OWNER	UNITS RENTER
1998	0001	751	TRDC - TIFFANY ROAD	COM	12				0.0	0.00	0.00	0	0	0.0	0	0
1998	0006	747	GLENKIRK	COM	14A	LMH	\$5,133.00	\$5,133.00	100.0	\$5,133.00	100.0	0	0	0.0	0	0
1998 TOTALS: BUDGETED/UNDERWAY							\$0.00	\$0.00	0.0	\$0.00	0.0	0	0	0.0	0	0
COMPLETED							\$5,133.00	\$5,133.00	100.0	\$5,133.00	100.0	0	0	0.0	0	0
							\$5,133.00	\$5,133.00	100.0	\$5,133.00	100.0	0	0	0.0	0	0

PGM	PROJ	IDIS	ACTIVITY NAME	STATUS	MTX CD	NTL OBJ	ACTIVITY FUNDED AMOUNT (CDBG Funds + LEVERAGING Funds)	CDBG FUNDED AMOUNT	% CDBG FUNDED	CDBG DRAWN AMOUNT	% CDBG DRAWN	OCCUPIED TOTAL	UNITS L/M	% L/M	CUMULATIVE	
YEAR	ID	ACT ID													OCCUPIED OWNER	UNITS RENTER
1997	0001	569	NAC-HOUSING 17720 & 17724 W HORSESHOE LN	COM	12	LMC	\$82,162.00	\$82,162.00	100.0	\$31,250.00	38.0	0	2	0.0	0	0
1997	0001	570	REBOUND YOUTH CENTER	COM	12	LMH	\$349,000.00	\$349,000.00	100.0	\$50,000.00	14.3	24	24	100.0	0	24
1997	0001	571	INDEPENDENCE CENTER	COM	12	LMH	\$493,172.00	\$493,172.00	100.0	\$100,000.00	20.3	19	19	100.0	0	19
1997	0001	572	LCRDC - SAFE HOUSING PROJECT	COM	14B	LMH	\$252,411.05	\$252,411.05	100.0	\$155,626.28	61.7	9	9	100.0	0	9
1997	0001	678	NAC- 17720-24 W. HORSESHOE LANE	COM	12				0.0	0.00	0.00	0	0	0.0	0	0
1997	0010	637	AHC REHAB-ADMIN	COM	14H	LMH	\$334,924.34	\$334,924.34	100.0	\$334,924.34	100.0	0	0	0.0	0	0
1997	0010	811	AHC REHAB - MENDEZ, NEFTALI	COM	14A	LMH	\$3,211.50	\$3,211.50	100.0	\$3,211.50	100.0	1	1	100.0	0	1
1997	0010	812	AHC REHAB - SORRENTINO, RONALD	COM	14A	LMH	\$3,900.00	\$3,900.00	100.0	\$3,900.00	100.0	1	1	100.0	0	1
1997	0010	1310	REHAB-KELLY, LAUREL	COM	14A	LMH	\$4,416.51	\$4,416.51	100.0	\$4,416.51	100.0	1	1	100.0	0	1

1997	0010	1311 REHAB-JOURNELL, CAROLYN	COM	14A	LMH	\$4,552.75	\$4,552.75	100.0	\$4,552.75	100.0	1	1	100.0	0	1
1997	0010	1312 REHAB - CARDONE, DORIANNA	COM	14A	LMH	\$4,789.95	\$4,789.95	100.0	\$4,789.95	100.0	1	1	100.0	0	1
1997	0010	1313 REHAB - LEVAS, JACQUELINE	COM	14A	LMH	\$16,607.75	\$16,607.75	100.0	\$16,607.75	100.0	1	1	100.0	0	1
1997	0010	1314 REHAB-WOODS, JANICE	COM	14A	LMH	\$12,170.88	\$12,170.88	100.0	\$12,170.88	100.0	1	1	100.0	0	1
1997	0010	1315 REHAB - MARKS, ALAN	COM	14A	LMH	\$2,693.25	\$2,693.25	100.0	\$2,693.25	100.0	1	1	100.0	0	1
1997	0010	1316 REHAB - MARTINEZ, DAGO	COM	14A	LMH	\$408.25	\$408.25	100.0	\$408.25	100.0	1	1	100.0	0	1
1997	0010	1317 REHAB - CRIEL, JOE	COM	14A	LMH	\$2,145.75	\$2,145.75	100.0	\$2,145.75	100.0	1	1	100.0	0	1
1997	0010	1318 REHAB - JENSEN, LAURA	COM	14A	LMH	\$25,000.00	\$25,000.00	100.0	\$25,000.00	100.0	1	1	100.0	0	1
1997	0010	1319 REHAB - CATE, LISA	COM	14A	LMH	\$6,991.25	\$6,991.25	100.0	\$6,991.25	100.0	1	1	100.0	0	1
1997	0010	1320 REHAB - MAHAN, AUDREY	COM	14A	LMH	\$6,956.50	\$6,956.50	100.0	\$6,956.50	100.0	1	1	100.0	0	1
1997	0010	1321 REHAB - PEOPLES, SUE	COM	14A	LMH	\$6,204.11	\$6,204.11	100.0	\$6,204.11	100.0	1	1	100.0	0	1
1997	0010	1322 REHAB - HAMM, DAVID & CHERISH	COM	14A	LMH	\$11,211.50	\$11,211.50	100.0	\$11,211.50	100.0	1	1	100.0	0	1
1997	0010	1332 REHAB - SPELLMAN, PAULA	COM	14A	LMH	\$6,346.75	\$6,346.75	100.0	\$6,346.75	100.0	1	1	100.0	0	1
1997	0011	680 ZION REHAB - BISHOP, SHIRLEY	COM	14A	LMH	\$6,388.00	\$6,388.00	100.0	\$6,388.00	100.0	1	1	100.0	1	0
1997	0012	659 WARREN PARK TOWNHOMES - ADAMS	COM	12	LMH	\$126,161.61	\$12,560.61	10.0	\$1,459.61	1.2	1	1	100.0	0	1
1997	0012	660 WPT-TURNBULL, JEFF	COM	12	LMH	\$20,060.61	\$20,060.61	100.0	\$8,959.61	44.7	1	1	100.0	0	1
1997	0012	661 WARREN PARK TOWNHOMES - PARMAR	COM	12	LMH	\$110,161.61	\$12,560.61	11.4	\$1,459.61	1.3	1	1	100.0	0	1
1997	0012	662 WARREN PARK TOWNHOMES - MACWAN	COM	12	LMH	\$128,100.61	\$12,560.61	9.8	\$1,459.61	1.1	1	1	100.0	0	1
1997	0012	663 WPT - FOJUT, NEAL & SHEREE	COM	12	LMH	\$20,060.61	\$20,060.61	100.0	\$8,959.61	44.7	1	1	100.0	0	1
1997	0012	664 WPT-17688 W. HORSESHOE	COM	12	LMH	\$1,459.61	\$1,459.61	100.0	\$1,459.61	100.0	0	0	0.0	0	0
1997	0012	665 WARREN PARK TOWNHOMES - ANTUNEZ	COM	12	LMH	\$120,433.61	\$12,560.61	10.4	\$1,459.61	1.2	1	1	100.0	0	1
1997	0012	666 WARREN PARK TOWNHOMES - OLSEN	COM	12	LMH	\$131,650.61	\$13,560.61	10.3	\$1,459.61	1.1	1	1	100.0	0	1
1997	0012	667 WARREN PARK TOWNHOMES - PRATT	COM	12	LMH	\$130,279.61	\$12,560.61	9.6	\$1,459.61	1.1	1	1	100.0	0	1
1997	0012	668 WARREN PARK TOWNHOMES - BROGAN-CUSKER	COM	12	LMH	\$116,120.61	\$16,660.61	14.3	\$5,559.61	4.8	1	1	100.0	0	1
1997	0012	669 WARREN PARK TOWNHOMES - BLANK	COM	12	LMH	\$23,661.61	\$12,560.61	53.1	\$1,459.61	6.2	1	1	100.0	0	1
1997	0012	670 WARREN PARK TOWNHOMES - LAITILA	COM	12	LMH	\$130,367.61	\$12,560.61	9.6	\$1,459.61	1.1	1	1	100.0	0	1
1997	0012	671 WARREN PARK TOWNHOMES - DUNTON	COM	12	LMH	\$135,653.61	\$12,560.61	9.3	\$1,459.61	1.1	1	1	100.0	0	1
1997	0012	672 WARREN PARK TOWNHOMES - NORTHPOINTE #14	COM	12	LMH	\$128,648.61	\$12,560.61	9.8	\$1,459.61	1.1	1	1	100.0	0	1
1997	0012	673 WARREN PARK TOWNHOMES - NORTHPOINTE #15	COM	12	LMH	\$128,648.61	\$12,560.61	9.8	\$1,459.61	1.1	1	1	100.0	0	1

U.S. Department of Housing and Urban Development  
Office of Community Planning and Development  
Integrated Disbursement and Information System  
CDBG Housing Activities  
LAKE COUNTY, IL

1997	0012	674	WARREN PARK TOWNHOMES - GREEN	COM	12	LMH	\$23,661.61	\$12,560.61	53.1	\$1,459.61	6.2	1	1	100.0	0	1
1997	0012	675	WARREN PARK TOWNHOMES - CALLAHAN	COM	12	LMH	\$23,661.61	\$12,560.61	53.1	\$1,459.61	6.2	1	1	100.0	0	1
1997	0012	676	WARREN PARK TOWNHOMES - BAPTISTE	COM	12	LMH	\$13,562.63	\$13,562.63	100.0	\$1,459.63	10.8	1	1	100.0	0	1
1997 TOTALS: BUDGETED/UNDERWAY							\$0.00	\$0.00	0.0	\$0.00	0.0	0	0	0.0	0	0
COMPLETED							\$3,148,019.09	\$1,871,756.09	59.4	\$841,168.32	26.7	86	88	102.3	1	85
							\$3,148,019.09	\$1,871,756.09	59.4	\$841,168.32	26.7	86	88	102.3	1	85

PGM YEAR	PROJ ID	IDIS ACT ID	ACTIVITY NAME	STATUS	MTX CD	NTL OBJ	ACTIVITY FUNDED AMOUNT (CDBG Funds + LEVERAGING Funds)	CDBG FUNDED AMOUNT	% CDBG FUNDED	CDBG DRAWN AMOUNT	% CDBG DRAWN	OCCUPIED TOTAL	UNITS L/M	% L/M	CUMULATIVE	
															OCCUPIED OWNER	UNITS RENTER
1996	0003	511	NAC HOUSING- MARC, EMMAUS, PARK, 29TH	COM	14B				0.0	0.00	0.00	0	0	0.0	0	0
1996	0004	512	LCHA REHAB PROGRAM ADMIN	COM	14H	LMH	\$102,344.62	\$102,344.62	100.0	\$102,344.62	100.0	31	31	100.0	0	31
1996	0004	650	NICASA BRIDGEHOUSE	COM	14A				0.0	0.00	0.00	0	0	0.0	0	0
1996	0052	658	WKREHAB - MAYE	COM	14A	LMH	\$51,474.00	\$51,474.00	100.0	\$0.00	0.0	1	1	100.0	1	0
1996 TOTALS: BUDGETED/UNDERWAY							\$0.00	\$0.00	0.0	\$0.00	0.0	0	0	0.0	0	0
COMPLETED							\$153,818.62	\$153,818.62	100.0	\$102,344.62	66.5	32	32	100.0	1	31
							\$153,818.62	\$153,818.62	100.0	\$102,344.62	66.5	32	32	100.0	1	31

PGM YEAR	PROJ ID	IDIS ACT ID	ACTIVITY NAME	STATUS	MTX CD	NTL OBJ	ACTIVITY FUNDED AMOUNT (CDBG Funds + LEVERAGING Funds)	CDBG FUNDED AMOUNT	% CDBG FUNDED	CDBG DRAWN AMOUNT	% CDBG DRAWN	OCCUPIED TOTAL	UNITS L/M	% L/M	CUMULATIVE	
															OCCUPIED OWNER	UNITS RENTER
1995	0009	448	GLENKIRK	COM	14G	LMH	\$39,914.00	\$39,914.00	100.0	\$39,914.00	100.0	31	31	100.0	0	31
1995	0016	485	LAKE COUNTY HOUSING AUTHORITY	COM	14H	LMH	\$40,898.96	\$40,898.96	100.0	\$40,898.96	100.0	0	0	0.0	0	0
1995	0017	487	LITTLE CITY	COM	14G				0.0	0.00	0.00	0	0	0.0	0	0
1995	0032	501	NORTHPOINTE ACHIEVEMENT CENTER	COM	14G				0.0	0.00	0.00	0	0	0.0	0	0
1995	0069	454	LCHA HOMEOWNER REHAB LOAN FUND	COM	14A	LMH	\$52,735.74	\$52,735.74	100.0	\$52,735.74	100.0	9	9	100.0	9	0

1995															
TOTALS: BUDGETED/UNDERWAY															
COMPLETED															
						\$0.00	\$0.00	0.0	\$0.00	0.0	0	0	0.0	0	0
						\$133,548.70	\$133,548.70	100.0	\$133,548.70	100.0	40	40	100.0	9	31
						\$133,548.70	\$133,548.70	100.0	\$133,548.70	100.0	40	40	100.0	9	31
PGM	PROJ	IDIS				ACTIVITY FUNDED		CDBG					CUMULATIVE		
YEAR	ID	ACT ID	ACTIVITY NAME	STATUS	MTX	NTL	AMOUNT (CDBG Funds	FUNDED	% CDBG	CDBG	% CDBG	OCCUPIED	UNITS	OCCUPIED	UNITS
					CD	OBJ	+ LEVERAGING Funds)	AMOUNT	FUNDED	DRAWN AMOUNT	DRAWN	TOTAL	L/M	OWNER	RENTER
1994	0001	20	652 LENOX	COM	14A	LMH	\$3,234.00	\$3,234.00	100.0	\$0.00	0.0	0	0	0.0	0
1994	0002	394	LAKE COUNTY HOUSING AUTHORITY	COM	14A	LMH	\$0.00	\$0.00	0.0	\$0.00	0.0	0	0	0.0	0
1994	0002	395	LCHA - HOME REHAB PROJECT DELIVERY COSTS	COM	14A	LMH	\$0.00	\$0.00	0.0	\$0.00	0.0	23	23	100.0	23
1994	0002	396	NEIGHBORHOOD HOUSING SERVICES	COM	12	LMH	\$5,475.00	\$5,475.00	100.0	\$5,475.00	100.0	0	0	0.0	0
1994	0002	417	LAKE COUNTY HOUSING AUTHORITY	COM	14A	LMH	\$0.00	\$0.00	0.0	\$0.00	0.0	10	10	100.0	10
1994															
TOTALS: BUDGETED/UNDERWAY															
COMPLETED															
						\$0.00	\$0.00	0.0	\$0.00	0.0	0	0	0.0	0	0
						\$8,709.00	\$8,709.00	100.0	\$5,475.00	62.8	33	33	100.0	0	33
						\$8,709.00	\$8,709.00	100.0	\$5,475.00	62.8	33	33	100.0	0	33



U.S. Department of Housing and Urban Development  
Office of Community Planning and Development  
Integrated Disbursement and Information System  
Status of HOME Activities - Entitlement  
LAKE COUNTY CONSORTIUM, IL

DATE: 07-11-25  
TIME: 16:11  
PAGE: 1

IDIS - PR22

Note:  
WAED - Written Agreement Execution Date  
IFD - Initial Funding Date

Tenure Type	Activity Type	IDIS Activity	Activity Address	Activity Status	Status Date	Total Units	Home Total HH Units Assisted	Commitment Date	Commitment Date Type	Committed Amount	Drawn Amount	PCT	
Rental	NEW CONSTRUCTION	4449	27888 N Beech St , Island Lake IL, 60042	Final Draw	03/21/25	0	0	N/A	05/30/23	WAED	\$450,000.00	\$450,000.00	100.00%
Rental	NEW CONSTRUCTION	4488	500 Peterson Rd , Libertyville IL, 60048	Open	10/28/24	0	0	N/A	09/13/22	WAED	\$285,085.00	\$275,085.00	96.49%
Rental	ACQUISITION AND REHABILITATION	4268	1701 N McAree Rd , Waukegan IL, 60085	Completed	01/13/25	3	3	N/A	11/01/21	WAED	\$716,758.00	\$716,758.00	100.00%
Rental	ACQUISITION AND REHABILITATION	4444	900 Highland Ave , Wauconda IL, 60084	Completed	10/30/24	1	1	N/A	02/15/24	WAED	\$200,000.00	\$200,000.00	100.00%
Rental	ACQUISITION AND REHABILITATION	4460	200 S Martin Luther King Jr Ave , Waukegan IL, 60085	Open	06/23/25	0	0	N/A	07/17/24	WAED	\$995,948.50	\$991,448.50	99.55%
Rental	ACQUISITION AND NEW CONSTRUCTION	4360	513 E Hawley St , Mundelein IL, 60060	Open	11/18/24	2	2	N/A	11/23/22	WAED	\$693,293.00	\$683,293.00	98.56%
Rental	ACQUISITION AND NEW CONSTRUCTION	4462	1645 N McAree Rd , Waukegan IL, 60085	Open	06/23/25	10	10	N/A	07/17/24	WAED	\$175,753.50	\$171,253.50	97.44%
Homebuyer	ACQUISITION ONLY	4457	139 N Pershing Ave , Mundelein IL, 60060	Completed	09/09/24	1	1	N/A	12/08/23	WAED	\$8,950.00	\$8,950.00	100.00%
Homebuyer	ACQUISITION ONLY	4458	39076 Welsh Ln , Beach Park IL, 60083	Completed	09/09/24	1	1	N/A	12/08/23	WAED	\$12,288.00	\$12,288.00	100.00%
Homebuyer	ACQUISITION ONLY	4459	3106 Edina Blvd , Zion IL, 60099	Completed	09/09/24	1	1	N/A	12/08/23	WAED	\$9,575.00	\$9,575.00	100.00%
Homebuyer	ACQUISITION ONLY	4463	2912 Gabriel Ave , Zion IL, 60099	Completed	09/09/24	1	1	N/A	12/08/23	WAED	\$9,250.00	\$9,250.00	100.00%
Homebuyer	ACQUISITION ONLY	4464	1423 Seymour Ave , North Chicago IL, 60064	Completed	09/09/24	1	1	N/A	12/08/23	WAED	\$6,000.00	\$6,000.00	100.00%
Homebuyer	ACQUISITION ONLY	4465	575 Blue Springs Dr , Fox Lake IL, 60020	Completed	09/09/24	1	1	N/A	12/08/23	WAED	\$11,250.00	\$11,250.00	100.00%
Homebuyer	ACQUISITION ONLY	4467	954 Lilac Ln , Highland Park IL, 60035	Completed	06/30/25	1	1	N/A	11/10/22	WAED	\$125,000.00	\$125,000.00	100.00%
Homebuyer	ACQUISITION ONLY	4489	10288 W Crissy Ave , Beach Park IL, 60099	Completed	12/30/24	1	1	N/A	12/08/23	WAED	\$13,500.00	\$13,500.00	100.00%
Homebuyer	ACQUISITION ONLY	4490	909 Jenkisson Ave , Lake Bluff IL, 60044	Completed	12/30/24	1	1	N/A	12/08/23	WAED	\$9,950.00	\$9,950.00	100.00%
Homebuyer	ACQUISITION ONLY	4491	525 Larkdale Row , Wauconda IL, 60084	Completed	12/30/24	1	1	N/A	12/08/23	WAED	\$8,800.00	\$8,800.00	100.00%
Homebuyer	ACQUISITION ONLY	4492	1617 Woodridge Dr , Round Lake Beach IL, 60073	Completed	12/30/24	1	1	N/A	12/08/23	WAED	\$10,400.00	\$10,400.00	100.00%
Homebuyer	ACQUISITION ONLY	4493	925 Adams St , Waukegan IL, 60085	Completed	12/30/24	1	1	N/A	12/08/23	WAED	\$12,250.00	\$12,250.00	100.00%
Homebuyer	ACQUISITION ONLY	4494	25577 W High St , Wauconda IL, 60084	Completed	12/30/24	1	1	N/A	12/08/23	WAED	\$9,200.00	\$9,200.00	100.00%
Homebuyer	ACQUISITION ONLY	4498	616 Bluff St , Waukegan IL, 60085	Completed	12/30/24	1	1	N/A	12/08/23	WAED	\$14,295.00	\$14,295.00	100.00%
Homebuyer	ACQUISITION ONLY	4500	2617 N Pine St , Waukegan IL, 60087	Completed	03/19/25	1	1	N/A	12/08/23	WAED	\$10,000.00	\$10,000.00	100.00%
Homebuyer	ACQUISITION ONLY	4502	39710 N Warren Ln , Beach Park IL, 60083	Completed	03/19/25	1	1	N/A	12/08/23	WAED	\$12,400.00	\$12,400.00	100.00%
Homebuyer	ACQUISITION ONLY	4503	2101 Wright Ave , North Chicago IL, 60064	Completed	03/19/25	1	1	N/A	11/20/24	WAED	\$10,500.00	\$10,500.00	100.00%
Homebuyer	ACQUISITION ONLY	4505	2625 N Lewis Ave , Waukegan IL, 60087	Completed	03/19/25	1	1	N/A	12/08/23	WAED	\$12,000.00	\$12,000.00	100.00%



U.S. Department of Housing and Urban Development  
Office of Community Planning and Development  
Integrated Disbursement and Information System  
Status of HOME Activities - Entitlement  
LAKE COUNTY CONSORTIUM, IL

DATE: 07-11-25  
TIME: 16:11  
PAGE: 2

IDIS - PR22

Note:  
WAED - Written Agreement Execution Date  
IFD - Initial Funding Date

Tenure Type	Activity Type	IDIS Activity	Activity Address	Activity Status	Status Date	Total Units	Home Units	Total HH Assisted	Commitment Date	Commitment Date Type	Committed Amount	Drawn Amount	PCT
Homebuyer	ACQUISITION ONLY	4506	339 Alpine Dr , Round Lake IL, 60073	Completed	03/19/25	1	1	N/A	12/08/23	WAED	\$13,650.00	\$13,650.00	100.00%
Homebuyer	ACQUISITION ONLY	4507	849 Laurel Ave , Highland Park IL, 60035	Completed	03/19/25	1	1	N/A	09/22/22	WAED	\$9,244.00	\$9,244.00	100.00%
Homebuyer	ACQUISITION ONLY	4512	1425 Seymour Ave , North Chicago IL, 60064	Completed	03/19/25	1	1	N/A	11/20/24	WAED	\$12,250.00	\$12,250.00	100.00%
Homebuyer	ACQUISITION ONLY	4513	25314 W Highland Ave , Antioch IL, 60002	Completed	03/19/25	1	1	N/A	11/20/24	WAED	\$13,200.00	\$13,200.00	100.00%
Homebuyer	ACQUISITION ONLY	4515	2045 Countryside Ln , Round Lake Beach IL, 60073	Completed	03/19/25	1	1	N/A	11/20/24	WAED	\$11,750.00	\$11,750.00	100.00%
Homebuyer	ACQUISITION ONLY	4516	35565 N Everett Ave , Ingleside IL, 60041	Completed	03/19/25	1	1	N/A	12/08/23	WAED	\$9,250.00	\$9,250.00	100.00%
Homebuyer	ACQUISITION ONLY	4517	2221 Kemble Ave , North Chicago IL, 60064	Completed	03/19/25	1	1	N/A	12/08/23	WAED	\$11,800.00	\$11,800.00	100.00%
Homebuyer	ACQUISITION ONLY	4518	426 Fairhaven Ln , Mundelein IL, 60060	Completed	03/19/25	1	1	N/A	12/08/23	WAED	\$14,999.00	\$14,999.00	100.00%
Homebuyer	ACQUISITION ONLY	4520	2806 Elim Ave , Zion IL, 60099	Completed	04/11/25	1	1	N/A	12/08/23	WAED	\$12,500.00	\$12,500.00	100.00%
Homebuyer	ACQUISITION ONLY	4524	416 Ravine Ave , Waukegan IL, 60085	Completed	04/11/25	1	1	N/A	12/08/23	WAED	\$12,750.00	\$12,750.00	100.00%
Homebuyer	ACQUISITION ONLY	4525	1720 Lincoln St , North Chicago IL, 60064	Completed	04/11/25	1	1	N/A	12/08/23	WAED	\$12,250.00	\$12,250.00	100.00%
Homebuyer	ACQUISITION ONLY	4529	1024 Ridge Rd , Highland Park IL, 60035	Final Draw	05/29/25	1	1	N/A	04/09/24	WAED	\$125,000.00	\$125,000.00	100.00%
Homebuyer	ACQUISITION ONLY	4530	569 Sumac Rd , Highland Park IL, 60035	Final Draw	05/29/25	1	1	N/A	04/09/24	WAED	\$149,915.00	\$149,915.00	100.00%
Homebuyer	ACQUISITION ONLY	4531	105 W Hawthorne Dr , Round Lake Beach IL, 60073	Final Draw	05/29/25	1	1	N/A	11/20/24	WAED	\$8,900.00	\$8,900.00	100.00%
Homeowner Rehab	REHABILITATION	4453	1933 Elizabeth Ave , North Chicago IL, 60064	Completed	11/15/24	1	1	N/A	04/03/23	WAED	\$40,367.70	\$40,367.70	100.00%
Homeowner Rehab	REHABILITATION	4496	1017 Park Ave , North Chicago IL, 60064	Completed	03/11/25	1	1	N/A	05/29/24	WAED	\$21,500.70	\$21,500.70	100.00%
Homeowner Rehab	REHABILITATION	4523	1519 Kemble Ave , North Chicago IL, 60064	Completed	04/02/25	1	1	N/A	10/17/24	WAED	\$36,562.05	\$36,562.05	100.00%
Homeowner Rehab	REHABILITATION	4526	2305 Seminole Rd , Waukegan IL, 60087	Final Draw	04/25/25	1	1	N/A	02/10/25	WAED	\$51,415.00	\$51,415.00	100.00%
Homeowner Rehab	REHABILITATION	4534	1710 N Frolic Ave , Waukegan IL, 60085	Open	0.00	1	1	N/A	05/29/25	WAED	\$29,389.00	\$14,706.95	50.04%
AD/CO/CC	AD/CO/CC	4369	, ,	Final Draw	06/24/24	0	0	0	12/08/22	IFD	\$152,016.00	\$152,016.00	100.00%
AD/CO/CC	AD/CO/CC	4437	, ,	Completed	01/10/25	0	0	0	01/17/24	IFD	\$40,000.00	\$40,000.00	100.00%
AD/CO/CC	AD/CO/CC	4454	, ,	Open	01/29/25	0	0	0	06/05/24	IFD	\$183,830.20	\$165,939.38	90.27%
AD/CO/CC	AD/CO/CC	4504	, ,	Final Draw	04/25/25	0	0	0	01/01/25	IFD	\$30,000.00	\$30,000.00	100.00%
AD/CO/CC	AD/CO/CC	4522	, ,	Open	05/29/25	0	0	0	03/04/25	IFD	\$145,050.10	\$44,432.31	30.63%
AD/CO/CC	AD/CO/CC	4528	, ,	Final Draw	04/25/25	0	0	0	04/25/25	IFD	\$30,000.00	\$30,000.00	100.00%





U.S. Department of Housing and Urban Development  
Office of Community Planning and Development  
Integrated Disbursement and Information System  
CDBG Summary of Accomplishments  
Program Year: 2024

DATE: 07-11-25  
TIME: 16:12  
PAGE: 1

LAKE COUNTY

Count of CDBG Activities with Disbursements by Activity Group & Matrix Code

Activity Group	Activity Category	Open Count	Open Activities Disbursed	Completed Count	Completed Activities Disbursed	Program Year Count	Total Activities Disbursed
Acquisition	Acquisition of Real Property (01)	1	\$300,000.00	4	\$443,185.00	5	\$743,185.00
	Total Acquisition	1	\$300,000.00	4	\$443,185.00	5	\$743,185.00
Housing	Rehab; Single-Unit Residential (14A)	3	\$174,008.11	4	\$125,806.13	7	\$299,814.24
	Rehab; Multi-Unit Residential (14B)	1	\$242,779.28	0	\$0.00	1	\$242,779.28
	Acquisition for Rehabilitation (14G)	0	\$0.00	1	\$37,640.65	1	\$37,640.65
	Rehabilitation Administration (14H)	1	\$30,162.39	1	\$16,516.33	2	\$46,678.72
	Total Housing	5	\$446,949.78	6	\$179,963.11	11	\$626,912.89
Public Facilities and Improvements	Facility for Persons with Disabilities (03B)	0	\$0.00	1	\$0.00	1	\$0.00
	Homeless Facilities (not operating costs) (03C)	0	\$0.00	1	\$0.00	1	\$0.00
	Neighborhood Facilities (03E)	1	\$4,600.00	0	\$0.00	1	\$4,600.00
	Other Public Improvements Not Listed in 03A-03S (03Z)	2	\$35,373.75	0	\$0.00	2	\$35,373.75
	Total Public Facilities and Improvements	3	\$39,973.75	2	\$0.00	5	\$39,973.75
Public Services	Operating Costs of Homeless/AIDS Patients Programs (03T)	0	\$0.00	1	\$11,207.00	1	\$11,207.00
	Senior Services (05A)	0	\$0.00	1	\$25,000.00	1	\$25,000.00
	Services for Persons with Disabilities (05B)	1	\$11,638.85	3	\$34,250.41	4	\$45,889.26
	Legal Services (05C)	2	\$6,689.37	3	\$29,582.29	5	\$36,271.66
	Youth Services (05D)	0	\$0.00	1	\$1,871.25	1	\$1,871.25
	Transportation Services (05E)	1	\$2,026.33	3	\$25,160.54	4	\$27,186.87
	Services for victims of domestic violence, dating violence, sexual assault or stalking (05G)	0	\$0.00	1	\$7,823.89	1	\$7,823.89
	Employment Training (05H)	0	\$0.00	5	\$38,715.72	5	\$38,715.72
	Fair Housing Activities (if CDBG, then subject to 15% cap) (05J)	0	\$0.00	2	\$92,350.48	2	\$92,350.48
	Health Services (05M)	1	\$17,249.81	0	\$0.00	1	\$17,249.81
	Abused and Neglected Children (05N)	0	\$0.00	1	\$1,644.89	1	\$1,644.89
	Subsistence Payment (05Q)	0	\$0.00	2	\$52,470.88	2	\$52,470.88



U.S. Department of Housing and Urban Development  
Office of Community Planning and Development  
Integrated Disbursement and Information System  
CDBG Summary of Accomplishments  
Program Year: 2024

DATE: 07-11-25  
TIME: 16:12  
PAGE: 2

LAKE COUNTY

Activity Group	Activity Category	Open Count	Open Activities Disbursed	Completed Count	Completed Activities Disbursed	Program Year Count	Total Activities Disbursed
Public Services	Other Public Services Not Listed in 05A-05Y, 03T (05Z)	1	\$0.00	2	\$37,620.66	3	\$37,620.66
	Total Public Services	6	\$37,604.36	25	\$357,698.01	31	\$395,302.37
General Administration and Planning	General Program Administration (21A)	2	\$429,380.43	0	\$0.00	2	\$429,380.43
	Total General Administration and Planning	2	\$429,380.43	0	\$0.00	2	\$429,380.43
Grand Total		17	\$1,253,908.32	37	\$980,846.12	54	\$2,234,754.44



U.S. Department of Housing and Urban Development  
Office of Community Planning and Development  
Integrated Disbursement and Information System  
CDBG Summary of Accomplishments  
Program Year: 2024

DATE: 07-11-25  
TIME: 16:12  
PAGE: 3

LAKE COUNTY

CDBG Sum of Actual Accomplishments by Activity Group and Accomplishment Type

Activity Group	Matrix Code	Accomplishment Type	Open Count	Completed Count	Program Year Totals
Acquisition	Acquisition of Real Property (01)	Housing Units	0	4	4
	Total Acquisition		0	4	4
Housing	Rehab; Single-Unit Residential (14A)	Housing Units	2	4	6
	Rehab; Multi-Unit Residential (14B)	Housing Units	0	0	0
	Acquisition for Rehabilitation (14G)	Housing Units	0	1	1
	Rehabilitation Administration (14H)	Housing Units	1	1	2
	Total Housing		3	6	9
Public Facilities and Improvements	Facility for Persons with Disabilities (03B)	Public Facilities	0	13	13
	Homeless Facilities (not operating costs) (03C)	Public Facilities	0	5	5
	Neighborhood Facilities (03E)	Public Facilities	0	0	0
	Other Public Improvements Not Listed in 03A-03S (03Z)	Persons	0	0	0
	Total Public Facilities and Improvements		0	18	18
Public Services	Operating Costs of Homeless/AIDS Patients Programs (03T)	Persons	0	86	86
	Senior Services (05A)	Persons	0	766	766
	Services for Persons with Disabilities (05B)	Persons	49	482	531
	Legal Services (05C)	Persons	98	297	395
	Youth Services (05D)	Persons	0	620	620
	Transportation Services (05E)	Persons	171	562	733
	Services for victims of domestic violence, dating violence, sexual assault or stalking (05G)	Persons	0	111	111
	Employment Training (05H)	Persons	0	145	145
	Fair Housing Activities (if CDBG, then subject to 15% cap) (05J)	Persons	0	91	91
	Health Services (05M)	Persons	158	0	158
	Abused and Neglected Children (05N)	Persons	0	147	147
	Subsistence Payment (05Q)	Persons	0	80	80
	Other Public Services Not Listed in 05A-05Y, 03T (05Z)	Persons	449	1,284	1,733
	Total Public Services		925	4,671	5,596
Other	CDBG Non-profit Organization Capacity Building (19C)	Organizations	0	0	0



U.S. Department of Housing and Urban Development  
Office of Community Planning and Development  
Integrated Disbursement and Information System  
CDBG Summary of Accomplishments  
Program Year: 2024

DATE: 07-11-25  
TIME: 16:12  
PAGE: 4

		LAKE COUNTY			
Activity Group	Matrix Code	Accomplishment Type	Open Count	Completed Count	Program Year Totals
Other	Total Other		0	0	0
Grand Total			928	4,699	5,627



U.S. Department of Housing and Urban Development  
Office of Community Planning and Development  
Integrated Disbursement and Information System  
CDBG Summary of Accomplishments  
Program Year: 2024

DATE: 07-11-25  
TIME: 16:12  
PAGE: 5

LAKE COUNTY

CDBG Beneficiaries by Racial / Ethnic Category

Housing-Non Housing	Race	Total Persons	Total Hispanic Persons	Total Households	Total Hispanic Households
Housing	White	0	0	7	0
	Black/African American	0	0	2	0
	Total Housing	0	0	9	0
Non Housing	White	2,471	492	2	1
	Black/African American	1,861	24	1	0
	Asian	86	2	0	0
	American Indian/Alaskan Native	5	0	0	0
	Native Hawaiian/Other Pacific Islander	6	0	0	0
	American Indian/Alaskan Native & White	1	0	0	0
	Asian & White	5	1	1	0
	Black/African American & White	15	5	0	0
	Other multi-racial	1,164	913	1	1
	Total Non Housing	5,614	1,437	5	2
Grand Total	White	2,471	492	9	1
	Black/African American	1,861	24	3	0
	Asian	86	2	0	0
	American Indian/Alaskan Native	5	0	0	0
	Native Hawaiian/Other Pacific Islander	6	0	0	0
	American Indian/Alaskan Native & White	1	0	0	0
	Asian & White	5	1	1	0
	Black/African American & White	15	5	0	0
	Other multi-racial	1,164	913	1	1
Total Grand Total		5,614	1,437	14	2



U.S. Department of Housing and Urban Development  
Office of Community Planning and Development  
Integrated Disbursement and Information System  
CDBG Summary of Accomplishments  
Program Year: 2024

DATE: 07-11-25  
TIME: 16:12  
PAGE: 6

LAKE COUNTY

CDBG Beneficiaries by Income Category [\(Click here to view activities\)](#)

Income Levels		Owner	Occupied	Renter	Occupied	Persons
Housing	Extremely Low (<=30%)		1		0	0
	Low (>30% and <=50%)		0		0	0
	Mod (>50% and <=80%)		2		0	0
	Total Low-Mod		3		0	0
	Non Low-Mod (>80%)		0		0	0
	Total Beneficiaries		3		0	0
Non Housing	Extremely Low (<=30%)		0		0	3,085
	Low (>30% and <=50%)		0		1	469
	Mod (>50% and <=80%)		0		0	116
	Total Low-Mod		0		1	3,670
	Non Low-Mod (>80%)		0		0	8
	Total Beneficiaries		0		1	3,678



U.S. Department of Housing and Urban Development  
Office of Community Planning and Development  
Integrated Disbursement and Information System  
HOME Summary of Accomplishments

DATE: 07-11-25  
TIME: 16:13  
PAGE: 1

Program Year: 2024  
Start Date 01-May-2024 - End Date 30-Apr-2025  
LAKE COUNTY CONSORTIUM  
Home Disbursements and Unit Completions

Activity Type	Disbursed Amount	Units Completed	Units Occupied
Rentals			
	\$916,758.00	4	4
First Time Homebuyers			
	\$337,001.00	30	30
Existing Homeowners			
	\$98,430.45	3	3
Total, Rentals and TBRA			
	\$916,758.00	4	4
Total, Homebuyers and Homeowners			
	\$435,431.45	33	33
Grand Total	\$1,352,189.45	37	37



U.S. Department of Housing and Urban Development  
Office of Community Planning and Development  
Integrated Disbursement and Information System  
HOME Summary of Accomplishments

DATE: 07-11-25  
TIME: 16:13  
PAGE: 2

Program Year: 2024

Start Date 01-May-2024 - End Date 30-Apr-2025

LAKE COUNTY CONSORTIUM

Home Unit Completions by Percent of Area Median Income

Activity Type						Units Completed	
	0% - 30%	31% - 50%	51% - 60%	61% - 80%	Total 0% - 60%	Total 0% - 80%	
Rentals	3	1	0	0	4	4	
First Time Homebuyers	0	1	2	27	3	30	
Existing Homeowners	0	2	0	1	2	3	
Total, Rentals and TBRA	3	1	0	0	4	4	
Total, Homebuyers and Homeowners	0	3	2	28	5	33	
Grand Total	3	4	2	28	9	37	

Home Unit Reported As Vacant

Activity Type	Reported as Vacant
Rentals	0
First Time Homebuyers	0
Existing Homeowners	0
Total, Rentals and TBRA	0
Total, Homebuyers and Homeowners	0
Grand Total	0





U.S. Department of Housing and Urban Development  
Office of Community Planning and Development  
Integrated Disbursement and Information System  
HOME Summary of Accomplishments

DATE: 07-11-25  
TIME: 16:13  
PAGE: 3

Program Year: 2024

Start Date 01-May-2024 - End Date 30-Apr-2025

LAKE COUNTY CONSORTIUM

Home Unit Completions by Racial / Ethnic Category

	Rentals		First Time Homebuyers		Existing Homeowners	
	Units Completed	Units Completed - Hispanics	Units Completed	Units Completed - Hispanics	Units Completed	Units Completed - Hispanics
White	0	0	23	17	0	0
Black/African American	4	0	7	0	3	0
Total	4	0	30	17	3	0

	Total, Rentals and TBRA		Total, Homebuyers and Homeowners		Grand Total	
	Units Completed	Units Completed - Hispanics	Units Completed	Units Completed - Hispanics	Units Completed	Units Completed - Hispanics
White	0	0	23	17	23	17
Black/African American	4	0	10	0	14	0
Total	4	0	33	17	37	17



{Prompted Grantee} = LAKE COUNTY

Funds Subgranted To CHDOS

				Amount	Amount	Balance	%	Amount	%
Fiscal Year	PJ Name	CHDO Name	Fund Type	Subgranted	Committed	to Commit	Committed	Disbursed	Disbursed
2024	LAKE COUNTY	Community Partners for Affordable Housing	CO	\$30,000.00	\$30,000.00	\$0.00	100.0%	\$30,000.00	100.0%
		HOUSING OPPORTUNITY DEVELOPMENT CORP	CO	\$30,000.00	\$30,000.00	\$0.00	100.0%	\$30,000.00	100.0%
	Fund Type Total for 2024		CO	\$60,000.00	\$60,000.00	\$0.00	100.0%	\$60,000.00	100.0%

Funds Not Subgranted To CHDOS

Fiscal Year	PJ Name	Fund Type	Balance to Subgrant
2024	LAKE COUNTY	CR CHDO RESERVE	\$217,575.15
Total For 2024 Funds (CR+CC+CL)			\$217,575.15
Total For 2024 Funds (CO)			\$60,000.00

Funds Subgranted To CHDOS

Funds Subgranted To CHDOS					Balance				
				Amount	Amount	to	%	Amount	%
Fiscal Year	PJ Name	CHDO Name	Fund Type	Subgranted	Committed	Commit	Committed	Disbursed	Disbursed
2023	LAKE COUNTY	Community Partners for Affordable Housing	CO	\$40,000.00	\$40,000.00	\$0.00	100.0%	\$40,000.00	100.0%
			CR	\$400,000.00	\$399,999.70	\$0.30	100.0%	\$389,999.70	97.5%
		HOUSING OPPORTUNITY DEVELOPMENT CORP	CO	\$40,000.00	\$40,000.00	\$0.00	100.0%	\$40,000.00	100.0%
			CO	\$80,000.00	\$80,000.00	\$0.00	100.0%	\$80,000.00	100.0%
	Fund Type Total for 2023		CR	\$400,000.00	\$399,999.70	\$0.30	100.0%	\$389,999.70	97.5%

Funds Not Subgranted To CHDOS

Fiscal Year	PJ Name	Fund Type	Balance to Subgrant
2023	LAKE COUNTY	CR CHDO RESERVE	\$81,305.45
Total For 2023 Funds (CR+CC+CL)			\$481,305.45
Total For 2023 Funds (CO)			\$80,000.00



{Prompted Grantee} = LAKE COUNTY

Funds Subgranted To CHDOS

				Amount		Balance	%		Amount	%
Fiscal Year	PJ Name	CHDO Name	Fund Type	Subgranted	Committed	to Commit	Committed		Disbursed	Disbursed
2022	LAKE COUNTY	Community Partners for Affordable Housing	CO	\$40,000.00	\$40,000.00	\$0.00	100.0%		\$40,000.00	100.0%
			CR	\$70,000.30	\$70,000.30	\$0.00	100.0%		\$70,000.30	100.0%
		HOUSING OPPORTUNITY DEVELOPMENT CORP	CO	\$40,000.00	\$40,000.00	\$0.00	100.0%		\$40,000.00	100.0%
			CO	\$80,000.00	\$80,000.00	\$0.00	100.0%		\$80,000.00	100.0%
		Fund Type Total for 2022	CR	\$70,000.30	\$70,000.30	\$0.00	100.0%		\$70,000.30	100.0%

Funds Not Subgranted To CHDOS

Fiscal Year	PJ Name	Fund Type		Balance to Subgrant
2022	LAKE COUNTY	CR	CHDO RESERVE	\$275,745.00
Total For 2022 Funds (CR+CC+CL)				\$345,745.30
Total For 2022 Funds (CO)				\$80,000.00

Funds Subgranted To CHDOS

				Amount		Balance	%		Amount	%
Fiscal Year	PJ Name	CHDO Name	Fund Type	Subgranted	Committed	to Commit	Committed		Disbursed	Disbursed
2021	LAKE COUNTY	Community Partners for Affordable Housing	CO	\$30,000.00	\$30,000.00	\$0.00	100.0%		\$30,000.00	100.0%
			CR	\$300,000.00	\$300,000.00	\$0.00	100.0%		\$300,000.00	100.0%
		Fund Type Total for 2021	CR	\$300,000.00	\$300,000.00	\$0.00	100.0%		\$300,000.00	100.0%

Funds Not Subgranted To CHDOS

Fiscal Year	PJ Name	Fund Type		Balance to Subgrant
2021	LAKE COUNTY	CR	CHDO RESERVE	\$249,372.45
Total For 2021 Funds (CR+CC+CL)				\$549,372.45
Total For 2021 Funds (CO)				\$30,000.00



{Prompted Grantee} = LAKE COUNTY

Funds Subgranted To CHDOS

Fiscal Year	PJ Name	CHDO Name	Fund Type	Amount Subgranted	Amount Committed	Balance to Commit	% Committed	Amount Disbursed	% Disbursed
2020	LAKE COUNTY	Community Partners for Affordable Housing	CR	\$250,546.65	\$0.00	\$250,546.65	0.0%	\$0.00	--
Fund Type Total for 2020			CR	\$250,546.65	\$0.00	\$250,546.65	0.0%	\$0.00	
Total For 2020 Funds (CR+CC+CL)				\$250,546.65					
Total For 2020 Funds (CO)				\$0.00					

Funds Subgranted To CHDOS

Fiscal Year	PJ Name	CHDO Name	Fund Type	Amount Subgranted	Amount Committed	Balance to Commit	% Committed	Amount Disbursed	% Disbursed
2019	LAKE COUNTY	Community Partners for Affordable Housing	CR	\$465,699.80	\$465,699.80	\$0.00	100.0%	\$465,699.80	100.0%
		HOUSING OPPORTUNITY DEVELOPMENT CORP	CO	\$30,000.00	\$30,000.00	\$0.00	100.0%	\$30,000.00	100.0%
		LAKE COUNTY RESIDENTIAL DEVELOPMENT CORP	CO	\$20,000.00	\$20,000.00	\$0.00	100.0%	\$20,000.00	100.0%
Fund Type Total for 2019			CO	\$50,000.00	\$50,000.00	\$0.00	100.0%	\$50,000.00	100.0%
			CR	\$465,699.80	\$465,699.80	\$0.00	100.0%	\$465,699.80	100.0%
Total For 2019 Funds (CR+CC+CL)				\$465,699.80					
Total For 2019 Funds (CO)				\$50,000.00					

Funds Subgranted To CHDOS

Fiscal Year	PJ Name	CHDO Name	Fund Type	Amount Subgranted	Amount Committed	Balance to Commit	% Committed	Amount Disbursed	% Disbursed
2018	LAKE COUNTY	Community Partners for Affordable Housing	CR	\$463,917.00	\$463,917.00	\$0.00	100.0%	\$463,917.00	100.0%
		HOUSING OPPORTUNITY DEVELOPMENT CORP	CR	\$22,826.00	\$22,826.00	\$0.00	100.0%	\$22,826.00	100.0%
Fund Type Total for 2018			CR	\$486,743.00	\$486,743.00	\$0.00	100.0%	\$486,743.00	100.0%
Total For 2018 Funds (CR+CC+CL)				\$486,743.00					
Total For 2018 Funds (CO)				\$0.00					



{Prompted Grantee} = LAKE COUNTY

Funds Subgranted To CHDOS

Funds Subgranted To CHDOS				Balance					
				Amount	Amount	to	%	Amount	%
Fiscal Year	PJ Name	CHDO Name	Fund Type	Subgranted	Committed	Commit	Committed	Disbursed	Disbursed
2017	LAKE COUNTY	Community Partners for Affordable Housing	CR	\$65,981.84	\$65,981.84	\$0.00	100.0%	\$65,981.84	100.0%
		COMMUNITY PARTNERS FOR AFFORDABLE HOUSING	CO	\$30,000.00	\$30,000.00	\$0.00	100.0%	\$30,000.00	100.0%
			CR	\$190,000.00	\$190,000.00	\$0.00	100.0%	\$190,000.00	100.0%
			CO	\$30,000.00	\$30,000.00	\$0.00	100.0%	\$30,000.00	100.0%
	Fund Type Total for 2017	CR	\$255,981.84	\$255,981.84	\$0.00	100.0%	\$255,981.84	100.0%	
Total For 2017 Funds (CR+CC+CL)				\$255,981.84					
Total For 2017 Funds (CO)				\$30,000.00					

Funds Subgranted To CHDOS

Funds Subgranted To CHDOS					Balance				
				Amount	Amount	to	%	Amount	%
Fiscal Year	PJ Name	CHDO Name	Fund Type	Subgranted	Committed	Commit	Committed	Disbursed	Disbursed
2016	LAKE COUNTY	COMMUNITY PARTNERS FOR AFFORDABLE HOUSING	CO	\$15,000.00	\$15,000.00	\$0.00	100.0%	\$15,000.00	100.0%
			CR	\$304,000.00	\$304,000.00	\$0.00	100.0%	\$304,000.00	100.0%
			CL	\$31,871.00	\$31,871.00	\$0.00	100.0%	\$31,871.00	100.0%
		HOUSING OPPORTUNITY DEVELOPMENT CORP							
		LAKE COUNTY RESIDENTIAL DEVELOPMENT CORP	CO	\$15,000.00	\$15,000.00	\$0.00	100.0%	\$15,000.00	100.0%
			CR	\$156,178.00	\$156,178.00	\$0.00	100.0%	\$156,178.00	100.0%
			CL	\$31,871.00	\$31,871.00	\$0.00	100.0%	\$31,871.00	100.0%
			CO	\$30,000.00	\$30,000.00	\$0.00	100.0%	\$30,000.00	100.0%
	Fund Type Total for 2016	CR	\$460,178.00	\$460,178.00	\$0.00	100.0%	\$460,178.00	100.0%	
Total For 2016 Funds (CR+CC+CL)				\$492,049.00					
Total For 2016 Funds (CO)				\$30,000.00					

Funds Subgranted To CHDOS

Funds Subgranted To CHDOS				Balance					
				Amount	Amount	to	%	Amount	%
Fiscal Year	PJ Name	CHDO Name	Fund Type	Subgranted	Committed	Commit	Committed	Disbursed	Disbursed
2015	LAKE COUNTY	COMMUNITY PARTNERS FOR AFFORDABLE HOUSING	CO	\$20,000.00	\$20,000.00	\$0.00	100.0%	\$20,000.00	100.0%
			CR	\$157,500.00	\$157,500.00	\$0.00	100.0%	\$157,500.00	100.0%
		LAKE COUNTY RESIDENTIAL DEVELOPMENT CORP	CO	\$20,000.00	\$20,000.00	\$0.00	100.0%	\$20,000.00	100.0%
			CO	\$40,000.00	\$40,000.00	\$0.00	100.0%	\$40,000.00	100.0%
	Fund Type Total for 2015		CR	\$157,500.00	\$157,500.00	\$0.00	100.0%	\$157,500.00	100.0%
Total For 2015 Funds (CR+CC+CL)				\$157,500.00					
Total For 2015 Funds (CO)				\$40,000.00					



{Prompted Grantee} = LAKE COUNTY

Funds Subgranted To CHDOS

Funds Subgranted To CHDOS					Balance				
				Amount	Amount	to	%	Amount	%
Fiscal Year	PJ Name	CHDO Name	Fund Type	Subgranted	Committed	Commit	Committed	Disbursed	Disbursed
2014	LAKE COUNTY	COMMUNITY PARTNERS FOR AFFORDABLE HOUSING	CO	\$15,000.00	\$15,000.00	\$0.00	100.0%	\$15,000.00	100.0%
			CR	\$291,919.25	\$291,919.25	\$0.00	100.0%	\$291,919.25	100.0%
		HABITAT FOR HUMANITY LAKE COUNTY	CO	\$19,429.00	\$19,429.00	\$0.00	100.0%	\$19,429.00	100.0%
		LAKE COUNTY RESIDENTIAL DEVELOPMENT CORP	CO	\$19,430.00	\$19,430.00	\$0.00	100.0%	\$19,430.00	100.0%
			CR	\$435,251.70	\$435,251.70	\$0.00	100.0%	\$435,251.70	100.0%
			CO	\$53,859.00	\$53,859.00	\$0.00	100.0%	\$53,859.00	100.0%
			CR	\$727,170.95	\$727,170.95	\$0.00	100.0%	\$727,170.95	100.0%
	Fund Type Total for 2014								
Total For 2014 Funds (CR+CC+CL)				\$727,170.95					
Total For 2014 Funds (CO)				\$53,859.00					

Funds Subgranted To CHDOS

Funds Subgranted To CHDOS					Balance				
				Amount	Amount	to	%	Amount	%
Fiscal Year	PJ Name	CHDO Name	Fund Type	Subgranted	Committed	Commit	Committed	Disbursed	Disbursed
2013	LAKE COUNTY	COMMUNITY PARTNERS FOR AFFORDABLE HOUSING	CO	\$15,000.00	\$15,000.00	\$0.00	100.0%	\$15,000.00	100.0%
			CR	\$245,320.00	\$245,320.00	\$0.00	100.0%	\$245,320.00	100.0%
		HABITAT FOR HUMANITY LAKE COUNTY	CR	\$31,085.41	\$31,085.41	\$0.00	100.0%	\$31,085.41	100.0%
		LAKE COUNTY RESIDENTIAL DEVELOPMENT CORP	CO	\$15,000.00	\$15,000.00	\$0.00	100.0%	\$15,000.00	100.0%
			CR	\$388,478.93	\$388,478.93	\$0.00	100.0%	\$388,478.93	100.0%
			CO	\$30,000.00	\$30,000.00	\$0.00	100.0%	\$30,000.00	100.0%
			CR	\$664,884.34	\$664,884.34	\$0.00	100.0%	\$664,884.34	100.0%
	Fund Type Total for 2013								
Total For 2013 Funds (CR+CC+CL)				\$664,884.34					
Total For 2013 Funds (CO)				\$30,000.00					

Funds Subgranted To CHDOS

Funds Subgranted To CHDOS					Balance				
Fiscal Year	PJ Name	CHDO Name	Fund Type	Amount Subgranted	Amount Committed	to Commit	% Committed	Amount Disbursed	% Disbursed
2012	LAKE COUNTY	COMMUNITY PARTNERS FOR AFFORDABLE HOUSING	CO	\$16,585.00	\$16,585.00	\$0.00	100.0%	\$16,585.00	100.0%
			CR	\$260,000.00	\$260,000.00	\$0.00	100.0%	\$260,000.00	100.0%
		HABITAT FOR HUMANITY LAKE COUNTY	CO	\$16,586.00	\$16,586.00	\$0.00	100.0%	\$16,586.00	100.0%
			CO	\$16,585.00	\$16,585.00	\$0.00	100.0%	\$16,585.00	100.0%
		LAKE COUNTY RESIDENTIAL DEVELOPMENT CORP	CO	\$16,585.00	\$16,585.00	\$0.00	100.0%	\$16,585.00	100.0%
			CR	\$260,000.00	\$260,000.00	\$0.00	100.0%	\$260,000.00	100.0%
	Fund Type Total for 2012				\$49,756.00	\$49,756.00	\$0.00	100.0%	\$49,756.00
Total For 2012 Funds (CR+CC+CL)				\$260,000.00					
Total For 2012 Funds (CO)				\$49,756.00					



{Prompted Grantee} = LAKE COUNTY

Funds Subgranted To CHDOS

Funds Subgranted To CHDOS				Balance					
				Amount	Amount	to	%	Amount	%
Fiscal Year	PJ Name	CHDO Name	Fund Type	Subgranted	Committed	Commit	Committed	Disbursed	Disbursed
2011	LAKE COUNTY	COMMUNITY PARTNERS FOR AFFORDABLE HOUSING	CO	\$18,809.00	\$18,809.00	\$0.00	100.0%	\$18,809.00	100.0%
			CR	\$320,000.00	\$320,000.00	\$0.00	100.0%	\$320,000.00	100.0%
		HABITAT FOR HUMANITY LAKE COUNTY	CO	\$18,809.00	\$18,809.00	\$0.00	100.0%	\$18,809.00	100.0%
			CR	\$287,392.60	\$287,392.60	\$0.00	100.0%	\$287,392.60	100.0%
		LAKE COUNTY RESIDENTIAL DEVELOPMENT CORP	CO	\$18,809.00	\$18,809.00	\$0.00	100.0%	\$18,809.00	100.0%
			CR	\$195,108.70	\$195,108.70	\$0.00	100.0%	\$195,108.70	100.0%
		YOUTHBUILD LAKE COUNTY	CO	\$18,809.00	\$18,809.00	\$0.00	100.0%	\$18,809.00	100.0%
			CO	\$75,236.00	\$75,236.00	\$0.00	100.0%	\$75,236.00	100.0%
			CR	\$802,501.30	\$802,501.30	\$0.00	100.0%	\$802,501.30	100.0%
	Fund Type Total for 2011								
Total For 2011 Funds (CR+CC+CL)				\$802,501.30					
Total For 2011 Funds (CO)				\$75,236.00					

Funds Subgranted To CHDOS

Funds Subgranted To CHDOS					Balance				
				Amount	Amount	to	%	Amount	%
Fiscal Year	PJ Name	CHDO Name	Fund Type	Subgranted	Committed	Commit	Committed	Disbursed	Disbursed
2010	LAKE COUNTY	COMMUNITY PARTNERS FOR AFFORDABLE HOUSING	CO	\$21,208.00	\$21,208.00	\$0.00	100.0%	\$21,208.00	100.0%
			CR	\$325,000.00	\$325,000.00	\$0.00	100.0%	\$325,000.00	100.0%
		HABITAT FOR HUMANITY LAKE COUNTY	CO	\$21,208.00	\$21,208.00	\$0.00	100.0%	\$21,208.00	100.0%
			CR	\$120,000.00	\$120,000.00	\$0.00	100.0%	\$120,000.00	100.0%
		LAKE COUNTY RESIDENTIAL DEVELOPMENT CORP	CO	\$19,939.00	\$19,939.00	\$0.00	100.0%	\$19,939.00	100.0%
			CO	\$21,208.00	\$21,208.00	\$0.00	100.0%	\$21,208.00	100.0%
		YOUTHBUILD LAKE COUNTY	CO	\$21,208.00	\$21,208.00	\$0.00	100.0%	\$21,208.00	100.0%
			CO	\$83,563.00	\$83,563.00	\$0.00	100.0%	\$83,563.00	100.0%
	Fund Type Total for 2010	CR	\$445,000.00	\$445,000.00	\$0.00	100.0%	\$445,000.00	100.0%	
Total For 2010 Funds (CR+CC+CL)				\$445,000.00					
Total For 2010 Funds (CO)				\$83,563.00					



{Prompted Grantee} = LAKE COUNTY

Funds Subgranted To CHDOS

Funds Subgranted To CHDOS				Balance					
				Amount	Amount	to	%	Amount	%
Fiscal Year	PJ Name	CHDO Name	Fund Type	Subgranted	Committed	Commit	Committed	Disbursed	Disbursed
2009	LAKE COUNTY	COMMUNITY PARTNERS FOR AFFORDABLE HOUSING	CO	\$19,640.00	\$19,640.00	\$0.00	100.0%	\$19,640.00	100.0%
		HABITAT FOR HUMANITY LAKE COUNTY	CO	\$22,387.00	\$22,387.00	\$0.00	100.0%	\$22,387.00	100.0%
			CR	\$260,986.33	\$260,986.33	\$0.00	100.0%	\$260,986.33	100.0%
		LAKE COUNTY RESIDENTIAL DEVELOPMENT CORP	CO	\$19,640.00	\$19,640.00	\$0.00	100.0%	\$19,640.00	100.0%
			CR	\$216,080.00	\$216,080.00	\$0.00	100.0%	\$216,080.00	100.0%
		YOUTHBUILD LAKE COUNTY	CO	\$22,140.00	\$22,140.00	\$0.00	100.0%	\$22,140.00	100.0%
			CR	\$98,322.08	\$98,322.08	\$0.00	100.0%	\$98,322.08	100.0%
			CO	\$83,807.00	\$83,807.00	\$0.00	100.0%	\$83,807.00	100.0%
			CR	\$575,388.41	\$575,388.41	\$0.00	100.0%	\$575,388.41	100.0%
	Fund Type Total for 2009								
Total For 2009 Funds (CR+CC+CL)				\$575,388.41					
Total For 2009 Funds (CO)				\$83,807.00					

Funds Subgranted To CHDOS

Funds Subgranted To CHDOS				Balance						
				Amount	Amount	to	%	Amount	%	
Fiscal Year	PJ Name	CHDO Name	Fund Type	Subgranted	Committed	Commit	Committed	Disbursed	Disbursed	
2008	LAKE COUNTY	HABITAT FOR HUMANITY LAKE COUNTY	CO	\$25,082.00	\$25,082.00	\$0.00	100.0%	\$25,082.00	100.0%	
			CR	\$312,181.53	\$312,181.53	\$0.00	100.0%	\$312,181.53	100.0%	
		LAKE COUNTY RESIDENTIAL DEVELOPMENT CORP	CO	\$25,082.00	\$25,082.00	\$0.00	100.0%	\$25,082.00	100.0%	
			CR	\$92,138.27	\$92,138.27	\$0.00	100.0%	\$92,138.27	100.0%	
		YOUTHBUILD LAKE COUNTY	CO	\$25,082.00	\$25,082.00	\$0.00	100.0%	\$25,082.00	100.0%	
			CR	\$65,157.96	\$65,157.96	\$0.00	100.0%	\$65,157.96	100.0%	
		Fund Type Total for 2008		CO	\$75,246.00	\$75,246.00	\$0.00	100.0%	\$75,246.00	100.0%
			CR	\$469,477.76	\$469,477.76	\$0.00	100.0%	\$469,477.76	100.0%	
	Total For 2008 Funds (CR+CC+CL)				\$469,477.76					
Total For 2008 Funds (CO)				\$75,246.00						





{Prompted Grantee} = LAKE COUNTY

Funds Subgranted To CHDOS

Funds Subgranted To CHDOS				Balance					
				Amount	Amount	to	%	Amount	%
Fiscal Year	PJ Name	CHDO Name	Fund Type	Subgranted	Committed	Commit	Committed	Disbursed	Disbursed
2007	LAKE COUNTY	HABITAT FOR HUMANITY LAKE COUNTY	CO	\$26,069.00	\$26,069.00	\$0.00	100.0%	\$26,069.00	100.0%
			CR	\$123,520.70	\$123,520.70	\$0.00	100.0%	\$123,520.70	100.0%
		LAKE COUNTY RESIDENTIAL DEVELOPMENT CORP	CO	\$26,068.00	\$26,068.00	\$0.00	100.0%	\$26,068.00	100.0%
			YOUTHBUILD LAKE COUNTY	CO	\$26,068.00	\$26,068.00	\$0.00	100.0%	\$26,068.00
			CR	\$111,475.00	\$111,475.00	\$0.00	100.0%	\$111,475.00	100.0%
			CO	\$78,205.00	\$78,205.00	\$0.00	100.0%	\$78,205.00	100.0%
		Fund Type Total for 2007	CR	\$234,995.70	\$234,995.70	\$0.00	100.0%	\$234,995.70	100.0%
	Total For 2007 Funds (CR+CC+CL)				\$234,995.70				
Total For 2007 Funds (CO)				\$78,205.00					

Funds Subgranted To CHDOS

Funds Subgranted To CHDOS				Balance					
				Amount	Amount	to	%	Amount	%
Fiscal Year	PJ Name	CHDO Name	Fund Type	Subgranted	Committed	Commit	Committed	Disbursed	Disbursed
2006	LAKE COUNTY	HABITAT FOR HUMANITY LAKE COUNTY	CO	\$23,461.00	\$23,461.00	\$0.00	100.0%	\$23,461.00	100.0%
			CR	\$234,616.35	\$234,616.35	\$0.00	100.0%	\$234,616.35	100.0%
		LAKE COUNTY RESIDENTIAL DEVELOPMENT CORP	CO	\$23,461.00	\$23,461.00	\$0.00	100.0%	\$23,461.00	100.0%
			CO	\$31,283.00	\$31,283.00	\$0.00	100.0%	\$31,283.00	100.0%
		YOUTHBUILD LAKE COUNTY	CO	\$31,283.00	\$31,283.00	\$0.00	100.0%	\$31,283.00	100.0%
			CO	\$78,205.00	\$78,205.00	\$0.00	100.0%	\$78,205.00	100.0%
	Fund Type Total for 2006	CR	\$234,616.35	\$234,616.35	\$0.00	100.0%	\$234,616.35	100.0%	
Total For 2006 Funds (CR+CC+CL)				\$234,616.35					
Total For 2006 Funds (CO)				\$78,205.00					

Funds Subgranted To CHDOS

Funds Subgranted To CHDOS				Amount		Balance				
Fiscal Year	PJ Name	CHDO Name	Fund Type	Subgranted	Committed	to Commit	% Committed	Amount Disbursed	% Disbursed	
2005	LAKE COUNTY	HABITAT FOR HUMANITY LAKE COUNTY	CO	\$41,684.00	\$41,684.00	\$0.00	100.0%	\$41,684.00	100.0%	
			CR	\$250,104.00	\$250,104.00	\$0.00	100.0%	\$250,104.00	100.0%	
		LAKE COUNTY RESIDENTIAL DEVELOPMENT CORP	CO	\$41,684.00	\$41,684.00	\$0.00	100.0%	\$41,684.00	100.0%	
			CO	\$83,368.00	\$83,368.00	\$0.00	100.0%	\$83,368.00	100.0%	
		Fund Type Total for 2005	CR	\$250,104.00	\$250,104.00	\$0.00	100.0%	\$250,104.00	100.0%	
Total For 2005 Funds (CR+CC+CL)				\$250,104.00						
Total For 2005 Funds (CO)				\$83,368.00						



{Prompted Grantee} = LAKE COUNTY

Funds Subgranted To CHDOS

Funds Subgranted To CHDOS				Balance					
				Amount	Amount	to	%	Amount	%
Fiscal Year	PJ Name	CHDO Name	Fund Type	Subgranted	Committed	Commit	Committed	Disbursed	Disbursed
2004	LAKE COUNTY	HABITAT FOR HUMANITY LAKE COUNTY	CO	\$50,000.00	\$50,000.00	\$0.00	100.0%	\$50,000.00	100.0%
			CR	\$445.06	\$445.06	\$0.00	100.0%	\$445.06	100.0%
		LAKE COUNTY RESIDENTIAL DEVELOPMENT CORP	CO	\$36,891.00	\$36,891.00	\$0.00	100.0%	\$36,891.00	100.0%
			CR	\$292,719.31	\$292,719.31	\$0.00	100.0%	\$292,719.31	100.0%
		Fund Type Total for 2004	CO	\$86,891.00	\$86,891.00	\$0.00	100.0%	\$86,891.00	100.0%
			CR	\$293,164.37	\$293,164.37	\$0.00	100.0%	\$293,164.37	100.0%
	Total For 2004 Funds (CR+CC+CL)				\$293,164.37				
Total For 2004 Funds (CO)				\$86,891.00					

Funds Subgranted To CHDOS

Funds Subgranted To CHDOS				Balance					
				Amount	Amount	to	%	Amount	%
Fiscal Year	PJ Name	CHDO Name	Fund Type	Subgranted	Committed	Commit	Committed	Disbursed	Disbursed
2003	LAKE COUNTY	HABITAT FOR HUMANITY LAKE COUNTY	CO	\$37,392.00	\$37,392.00	\$0.00	100.0%	\$37,392.00	100.0%
			CR	\$58,397.50	\$58,397.50	\$0.00	100.0%	\$58,397.50	100.0%
		LAKE COUNTY RESIDENTIAL DEVELOPMENT CORP	CO	\$50,000.00	\$50,000.00	\$0.00	100.0%	\$50,000.00	100.0%
			CR	\$203,780.00	\$203,780.00	\$0.00	100.0%	\$203,780.00	100.0%
		Fund Type Total for 2003	CO	\$87,392.00	\$87,392.00	\$0.00	100.0%	\$87,392.00	100.0%
			CR	\$262,177.50	\$262,177.50	\$0.00	100.0%	\$262,177.50	100.0%
	Total For 2003 Funds (CR+CC+CL)				\$262,177.50				
Total For 2003 Funds (CO)				\$87,392.00					

Funds Subgranted To CHDOS

Funds Subgranted To CHDOS				Balance					
Fiscal Year	PJ Name	CHDO Name	Fund Type	Amount Subgranted	Amount Committed	to Commit	% Committed	Amount Disbursed	% Disbursed
2002	LAKE COUNTY	LAKE COUNTY RESIDENTIAL DEVELOPMENT CORP	CR	\$226,500.00	\$226,500.00	\$0.00	100.0%	\$226,500.00	100.0%
Fund Type Total for 2002			CR	\$226,500.00	\$226,500.00	\$0.00	100.0%	\$226,500.00	100.0%
Total For 2002 Funds (CR+CC+CL)				\$226,500.00					
Total For 2002 Funds (CO)				\$0.00					



{Prompted Grantee} = LAKE COUNTY

Funds Subgranted To CHDOS

Funds Subgranted To CHDOS				Balance					
				Amount	Amount	to	%	Amount	%
Fiscal Year	PJ Name	CHDO Name	Fund Type	Subgranted	Committed	Commit	Committed	Disbursed	Disbursed
2001	LAKE COUNTY	HABITAT FOR HUMANITY LAKE COUNTY	CR	\$100,000.00	\$100,000.00	\$0.00	100.0%	\$100,000.00	100.0%
		LAKE COUNTY RESIDENTIAL DEVELOPMENT CORP	CR	\$165,000.00	\$165,000.00	\$0.00	100.0%	\$165,000.00	100.0%
Fund Type Total for 2001			CR	\$265,000.00	\$265,000.00	\$0.00	100.0%	\$265,000.00	100.0%
Total For 2001 Funds (CR+CC+CL)				\$265,000.00					
Total For 2001 Funds (CO)				\$0.00					

Funds Subgranted To CHDOS

Funds Subgranted To CHDOS					Balance				
				Amount	Amount	to	%	Amount	%
Fiscal Year	PJ Name	CHDO Name	Fund Type	Subgranted	Committed	Commit	Committed	Disbursed	Disbursed
2000	LAKE COUNTY	LAKE COUNTY RESIDENTIAL DEVELOPMENT CORP	CO	\$50,000.00	\$50,000.00	\$0.00	100.0%	\$50,000.00	100.0%
			CR	\$200,000.00	\$200,000.00	\$0.00	100.0%	\$200,000.00	100.0%
			CO	\$50,000.00	\$50,000.00	\$0.00	100.0%	\$50,000.00	100.0%
			CR	\$200,000.00	\$200,000.00	\$0.00	100.0%	\$200,000.00	100.0%
			Fund Type Total for 2000						
Total For 2000 Funds (CR+CC+CL)				\$200,000.00					
Total For 2000 Funds (CO)				\$50,000.00					

Funds Subgranted To CHDOS

Funds Subgranted To CHDOS				Balance					
				Amount	Amount	to	%	Amount	%
Fiscal Year	PJ Name	CHDO Name	Fund Type	Subgranted	Committed	Commit	Committed	Disbursed	Disbursed
1999	LAKE COUNTY	HABITAT FOR HUMANITY LAKE COUNTY	CR	\$50,000.00	\$50,000.00	\$0.00	100.0%	\$50,000.00	100.0%
			CO	\$45,000.00	\$45,000.00	\$0.00	100.0%	\$45,000.00	100.0%
		LAKE COUNTY RESIDENTIAL DEVELOPMENT CORP	CR	\$152,350.00	\$152,350.00	\$0.00	100.0%	\$152,350.00	100.0%
			CO	\$45,000.00	\$45,000.00	\$0.00	100.0%	\$45,000.00	100.0%
			CR	\$202,350.00	\$202,350.00	\$0.00	100.0%	\$202,350.00	100.0%
	Fund Type Total for 1999								
Total For 1999 Funds (CR+CC+CL)				\$202,350.00					
Total For 1999 Funds (CO)				\$45,000.00					



{Prompted Grantee} = LAKE COUNTY

Funds Subgranted To CHDOS

Funds Subgranted To CHDOS					Balance				
Fiscal Year	PJ Name	CHDO Name	Fund Type	Amount Subgranted	Amount Committed	to Commit	% Committed	Amount Disbursed	% Disbursed
1998	LAKE COUNTY	HABITAT FOR HUMANITY LAKE COUNTY	CR	\$280,000.00	\$280,000.00	\$0.00	100.0%	\$280,000.00	100.0%
		INDEPENDENCE CENTER	CR	\$93,172.00	\$93,172.00	\$0.00	100.0%	\$93,172.00	100.0%
		LAKE COUNTY RESIDENTIAL DEVELOPMENT CORP	CR	\$11,486.00	\$11,486.00	\$0.00	100.0%	\$11,486.00	100.0%
		PST, INC.	CR	\$10,000.00	\$10,000.00	\$0.00	100.0%	\$10,000.00	100.0%
		Fund Type Total for 1998	CR	\$394,658.00	\$394,658.00	\$0.00	100.0%	\$394,658.00	100.0%
Total For 1998 Funds (CR+CC+CL)				\$394,658.00					
Total For 1998 Funds (CO)				\$0.00					

Funds Subgranted To CHDOS

Funds Subgranted To CHDOS						Balance			
				Amount	Amount	to	%	Amount	%
Fiscal Year	PJ Name	CHDO Name	Fund Type	Subgranted	Committed	Commit	Committed	Disbursed	Disbursed
1997	LAKE COUNTY	INDEPENDENCE CENTER	CR	\$300,000.00	\$300,000.00	\$0.00	100.0%	\$300,000.00	100.0%
		LAKE COUNTY RESIDENTIAL DEVELOPMENT CORP	CR	\$17,500.00	\$17,500.00	\$0.00	100.0%	\$17,500.00	100.0%
		NORTHPOINTE ACHIEVEMENT CENTER	CR	\$150,000.00	\$150,000.00	\$0.00	100.0%	\$150,000.00	100.0%
		PST, INC.	CR	\$77,000.00	\$77,000.00	\$0.00	100.0%	\$77,000.00	100.0%
		Fund Type Total for 1997	CR	\$544,500.00	\$544,500.00	\$0.00	100.0%	\$544,500.00	100.0%
Total For 1997 Funds (CR+CC+CL)				\$544,500.00					
Total For 1997 Funds (CO)				\$0.00					

Funds Subgranted To CHDOS

Funds Subgranted To CHDOS					Balance				
				Amount	Amount	to	%	Amount	%
Fiscal Year	PJ Name	CHDO Name	Fund Type	Subgranted	Committed	Commit	Committed	Disbursed	Disbursed
1996	LAKE COUNTY	HABITAT FOR HUMANITY LAKE COUNTY	CR	\$175,000.00	\$175,000.00	\$0.00	100.0%	\$175,000.00	100.0%
		NORTHPOINTE ACHIEVEMENT CENTER	CR	\$95,000.00	\$95,000.00	\$0.00	100.0%	\$95,000.00	100.0%
Fund Type Total for 1996			CR	\$270,000.00	\$270,000.00	\$0.00	100.0%	\$270,000.00	100.0%
Total For 1996 Funds (CR+CC+CL)				\$270,000.00					
Total For 1996 Funds (CO)				\$0.00					



{Prompted Grantee} = LAKE COUNTY

Funds Subgranted To CHDOS

				Amount	Amount	Balance	%	Amount	%
Fiscal Year	PJ Name	CHDO Name	Fund Type	Subgranted	Committed	to Commit	Committed	Disbursed	Disbursed
1995	LAKE COUNTY	HABITAT FOR HUMANITY LAKE COUNTY	CR	\$127,113.68	\$127,113.68	\$0.00	100.0%	\$127,113.68	100.0%
		NEIGHBORHOOD HOUSING LAKE COUNTY	CR	\$92,202.63	\$92,202.63	\$0.00	100.0%	\$92,202.63	100.0%
Fund Type Total for 1995			CR	\$219,316.31	\$219,316.31	\$0.00	100.0%	\$219,316.31	100.0%
Total For 1995 Funds (CR+CC+CL)				\$219,316.31					
Total For 1995 Funds (CO)				\$0.00					

Funds Subgranted To CHDOS

				Amount	Amount	Balance	%	Amount	%
Fiscal Year	PJ Name	CHDO Name	Fund Type	Subgranted	Committed	to Commit	Committed	Disbursed	Disbursed
1994	LAKE COUNTY	HABITAT FOR HUMANITY LAKE COUNTY	CR	\$222,609.52	\$222,609.52	\$0.00	100.0%	\$222,609.52	100.0%
		NEIGHBORHOOD HOUSING LAKE COUNTY	CR	\$190,000.00	\$190,000.00	\$0.00	100.0%	\$190,000.00	100.0%
		THE LAMBS	CR	\$119,482.00	\$119,482.00	\$0.00	100.0%	\$119,482.00	100.0%
Fund Type Total for 1994			CR	\$532,091.52	\$532,091.52	\$0.00	100.0%	\$532,091.52	100.0%
Total For 1994 Funds (CR+CC+CL)				\$532,091.52					
Total For 1994 Funds (CO)				\$0.00					

Funds Subgranted To CHDOS

				Amount	Amount	Balance	%	Amount	%
Fiscal Year	PJ Name	CHDO Name	Fund Type	Subgranted	Committed	to Commit	Committed	Disbursed	Disbursed
1993	LAKE COUNTY	HABITAT FOR HUMANITY LAKE COUNTY	CR	\$230,276.08	\$230,276.08	\$0.00	100.0%	\$230,276.08	100.0%
		NEIGHBORHOOD HOUSING LAKE COUNTY	CR	\$121,356.13	\$121,356.13	\$0.00	100.0%	\$121,356.13	100.0%
Fund Type Total for 1993			CR	\$351,632.21	\$351,632.21	\$0.00	100.0%	\$351,632.21	100.0%
Total For 1993 Funds (CR+CC+CL)				\$351,632.21					
Total For 1993 Funds (CO)				\$0.00					



{Prompted Grantee} = LAKE COUNTY

Funds Subgranted To CHDOS

				Amount	Amount	Balance	%	Amount	%
Fiscal Year	PJ Name	CHDO Name	Fund Type	Subgranted	Committed	to Commit	Committed	Disbursed	Disbursed
1992	LAKE COUNTY	HABITAT FOR HUMANITY LAKE COUNTY	CR	\$28,000.00	\$28,000.00	\$0.00	100.0%	\$28,000.00	100.0%
		NEIGHBORHOOD HOUSING LAKE COUNTY	CR	\$370,380.46	\$370,380.46	\$0.00	100.0%	\$370,380.46	100.0%
Fund Type Total for 1992			CR	\$398,380.46	\$398,380.46	\$0.00	100.0%	\$398,380.46	100.0%
Total For 1992 Funds (CR+CC+CL)				\$398,380.46					
Total For 1992 Funds (CO)				\$0.00					
Total For All Years ( Subgranted to CHDOS )				\$13,062,957.77					
Total For All Years ( Not Subgranted to CHDOS )				\$823,998.05					
Grand Total				\$13,886,955.82					



Office of Community Planning and Development  
U.S. Department of Housing and Urban Development  
Integrated Disbursement and Information System  
PR26 - CDBG Financial Summary Report  
Program Year 2024  
LAKE COUNTY , IL

DATE: 07-12-25  
TIME: 17:30  
PAGE: 1

PART I: SUMMARY OF CDBG RESOURCES

01 UNEXPENDED CDBG FUNDS AT END OF PREVIOUS PROGRAM YEAR	0.00
02 ENTITLEMENT GRANT	2,773,774.00
03 SURPLUS URBAN RENEWAL	0.00
04 SECTION 108 GUARANTEED LOAN FUNDS	0.00
05 CURRENT YEAR PROGRAM INCOME	21,473.71
05a CURRENT YEAR SECTION 108 PROGRAM INCOME (FOR SI TYPE)	0.00
06 FUNDS RETURNED TO THE LINE-OF-CREDIT	0.00
06a FUNDS RETURNED TO THE LOCAL CDBG ACCOUNT	20,666.70
07 ADJUSTMENT TO COMPUTE TOTAL AVAILABLE	0.00
08 TOTAL AVAILABLE (SUM, LINES 01-07)	2,815,914.41

PART II: SUMMARY OF CDBG EXPENDITURES

09 DISBURSEMENTS OTHER THAN SECTION 108 REPAYMENTS AND PLANNING/ADMINISTRATION	1,805,374.01
10 ADJUSTMENT TO COMPUTE TOTAL AMOUNT SUBJECT TO LOW/MOD BENEFIT	0.00
11 AMOUNT SUBJECT TO LOW/MOD BENEFIT (LINE 09 + LINE 10)	1,805,374.01
12 DISBURSED IN IDIS FOR PLANNING/ADMINISTRATION	429,380.43
13 DISBURSED IN IDIS FOR SECTION 108 REPAYMENTS	0.00
14 ADJUSTMENT TO COMPUTE TOTAL EXPENDITURES	0.00
15 TOTAL EXPENDITURES (SUM, LINES 11-14)	2,234,754.44
16 UNEXPENDED BALANCE (LINE 08 - LINE 15)	581,159.97

PART III: LOW/MOD BENEFIT THIS REPORTING PERIOD

17 EXPENDED FOR LOW/MOD HOUSING IN SPECIAL AREAS	0.00
18 EXPENDED FOR LOW/MOD MULTI-UNIT HOUSING	0.00
19 DISBURSED FOR OTHER LOW/MOD ACTIVITIES	1,562,594.73
20 ADJUSTMENT TO COMPUTE TOTAL LOW/MOD CREDIT	0.00
21 TOTAL LOW/MOD CREDIT (SUM, LINES 17-20)	1,562,594.73
22 PERCENT LOW/MOD CREDIT (LINE 21/LINE 11)	86.55%

LOW/MOD BENEFIT FOR MULTI-YEAR CERTIFICATIONS

23 PROGRAM YEARS(PY) COVERED IN CERTIFICATION	PY: PY: PY:
24 CUMULATIVE NET EXPENDITURES SUBJECT TO LOW/MOD BENEFIT CALCULATION	0.00
25 CUMULATIVE EXPENDITURES BENEFITING LOW/MOD PERSONS	0.00
26 PERCENT BENEFIT TO LOW/MOD PERSONS (LINE 25/LINE 24)	0.00%

PART IV: PUBLIC SERVICE (PS) CAP CALCULATIONS

27 DISBURSED IN IDIS FOR PUBLIC SERVICES	395,302.37
28 PS UNLIQUIDATED OBLIGATIONS AT END OF CURRENT PROGRAM YEAR	0.00
29 PS UNLIQUIDATED OBLIGATIONS AT END OF PREVIOUS PROGRAM YEAR	0.00
30 ADJUSTMENT TO COMPUTE TOTAL PS OBLIGATIONS	0.00
31 TOTAL PS OBLIGATIONS (LINE 27 + LINE 28 - LINE 29 + LINE 30)	395,302.37
32 ENTITLEMENT GRANT	2,773,774.00
33 PRIOR YEAR PROGRAM INCOME	180,184.52
34 ADJUSTMENT TO COMPUTE TOTAL SUBJECT TO PS CAP	0.00
35 TOTAL SUBJECT TO PS CAP (SUM, LINES 32-34)	2,953,958.52
36 PERCENT FUNDS OBLIGATED FOR PS ACTIVITIES (LINE 31/LINE 35)	13.38%

PART V: PLANNING AND ADMINISTRATION (PA) CAP

37 DISBURSED IN IDIS FOR PLANNING/ADMINISTRATION	429,380.43
38 PA UNLIQUIDATED OBLIGATIONS AT END OF CURRENT PROGRAM YEAR	0.00
39 PA UNLIQUIDATED OBLIGATIONS AT END OF PREVIOUS PROGRAM YEAR	0.00
40 ADJUSTMENT TO COMPUTE TOTAL PA OBLIGATIONS	0.00
41 TOTAL PA OBLIGATIONS (LINE 37 + LINE 38 - LINE 39 +LINE 40)	429,380.43
42 ENTITLEMENT GRANT	2,773,774.00
43 CURRENT YEAR PROGRAM INCOME	21,473.71
44 ADJUSTMENT TO COMPUTE TOTAL SUBJECT TO PA CAP	0.00
45 TOTAL SUBJECT TO PA CAP (SUM, LINES 42-44)	2,795,247.71
46 PERCENT FUNDS OBLIGATED FOR PA ACTIVITIES (LINE 41/LINE 45)	15.36%



Office of Community Planning and Development  
U.S. Department of Housing and Urban Development  
Integrated Disbursement and Information System  
PR26 - CDBG Financial Summary Report  
Program Year 2024  
LAKE COUNTY , IL

DATE: 07-12-25  
TIME: 17:30  
PAGE: 2

LINE 17 DETAIL: ACTIVITIES TO CONSIDER IN DETERMINING THE AMOUNT TO ENTER ON LINE 17

No data returned for this view. This might be because the applied filter excludes all data.

LINE 18 DETAIL: ACTIVITIES TO CONSIDER IN DETERMINING THE AMOUNT TO ENTER ON LINE 18

Plan Year	IDIS Project	IDIS	Activity	Activity Name	Matrix Code	National Objective	Drawn Amount
2023	12	4514		CPAH Mary Pat Maddox Place	14B	LMH	\$242,779.28
					14B	Matrix Code	\$242,779.28
Total							\$242,779.28

LINE 19 DETAIL: ACTIVITIES INCLUDED IN THE COMPUTATION OF LINE 19

Plan Year	IDIS Project	IDIS Activity	Voucher Number	Activity Name	Matrix Code	National Objective	Drawn Amount
2021	13	4456	6912108	Raquan's Haven - LCHA Acquisition - 237 Midway	01	LMH	\$125,000.00
2023	4	4461	6929128	CPAH CLT 139 Pershing	01	LMH	\$118,185.00
2024	3	4487	6946694	Clearbrook - CILA	01	LMH	\$200,000.00
2024	3	4519	6994534	CPAH - Riverside CILA	01	LMH	\$300,000.00
					01	Matrix Code	\$743,185.00
2023	7	4511	6983126	The Community Works	03E	LMC	\$4,600.00
					03E	Matrix Code	\$4,600.00
2023	2	4422	6931994	PADS Lake County Street Outreach	03T	LMC	\$11,207.00
					03T	Matrix Code	\$11,207.00
2024	7	4532	7033203	A Safe Place Facility Improvements(Buck Ave)	03Z	LMC	\$35,373.75
					03Z	Matrix Code	\$35,373.75
2024	2	4470	6965551	Eldercare - Transportation	05A	LMC	\$25,000.00
					05A	Matrix Code	\$25,000.00
2023	2	4404	6907332	Center for Enriched Living - Employment Opportunity Program	05B	LMC	\$1,367.00
2023	2	4406	6906300	GLASA Transportation	05B	LMC	\$2,695.20
2023	2	4406	7011163	GLASA Transportation	05B	LMC	\$4,318.21
2024	2	4469	6962803	CEL - Adaptive Equipment	05B	LMC	\$8,297.98
2024	2	4469	7016247	CEL - Adaptive Equipment	05B	LMC	\$17,572.02
2024	2	4471	6943720	GLASA - Adaptive Sports Participation	05B	LMC	\$5,072.23
2024	2	4471	6965528	GLASA - Adaptive Sports Participation	05B	LMC	\$1,900.19
2024	2	4471	6998810	GLASA - Adaptive Sports Participation	05B	LMC	\$4,666.43
					05B	Matrix Code	\$45,889.26
2023	2	4407	6906304	North Suburban Legal Aid Clinic - Homelessness Prevention	05C	LMC	\$7,312.87
2023	2	4407	6942725	North Suburban Legal Aid Clinic - Homelessness Prevention	05C	LMC	\$4,939.21
2024	2	4473	6962205	NLSAC - Housing Legal Services	05C	LMC	\$6,254.82
2024	2	4477	6965518	PSLS Lake County Housing Advocacy	05C	LMC	\$5,304.23
2024	2	4477	6965536	PSLS Lake County Housing Advocacy	05C	LMC	\$2,114.47
2024	2	4477	6998789	PSLS Lake County Housing Advocacy	05C	LMC	\$9,911.51
2024	2	4480	6998794	PSLS - Housing Legal Advocacy Project NC	05C	LMC	\$434.55
					05C	Matrix Code	\$36,271.66
2023	2	4402	6899993	CASA Lake County - Legal Advocacy (NC)	05D	LMC	\$1,871.25
					05D	Matrix Code	\$1,871.25
2022	2	4353	6962268	PADS Lake County Custom Travel - Uber	05E	LMC	\$2,026.33
2023	2	4401	6984396	AAHAA - Healthcare and Transportation	05E	LMC	\$707.00
2023	2	4423	6906314	PADS Lake County Custom Travel - Uber	05E	LMC	\$420.02
2023	2	4423	6942696	PADS Lake County Custom Travel - Uber	05E	LMC	\$4,033.52
2024	2	4475	6962276	PADS Client Transportation	05E	LMC	\$20,000.00
					05E	Matrix Code	\$27,186.87
2024	2	4479	6945784	Z-Center - Sexual Assault Counseling for Child NC	05G	LMC	\$2,669.00
2024	2	4479	6962289	Z-Center - Sexual Assault Counseling for Child NC	05G	LMC	\$2,426.37
2024	2	4479	6998822	Z-Center - Sexual Assault Counseling for Child NC	05G	LMC	\$2,728.52
					05G	Matrix Code	\$7,823.89
2023	2	4410	6899997	Youth Conservation Corps (YCC) - YouthBuild	05H	LMC	\$9,107.72
2024	2	4481	6984445	YouthBuild - Training NC	05H	LMC	\$9,608.00
2024	2	4521	7016258	YouthBuild - Training	05H	LMC	\$20,000.00
					05H	Matrix Code	\$38,715.72
2023	11	4409	6906296	Prairie State Legal Services - Fair Housing	05J	LMC	\$21,724.77
2023	11	4409	6978571	Prairie State Legal Services - Fair Housing	05J	LMC	\$16,878.54
2024	11	4476	6965523	PSLS Lake County Fair Housing Advocacy	05J	LMC	\$19,378.44
2024	11	4476	6998863	PSLS Lake County Fair Housing Advocacy	05J	LMC	\$34,368.73



Plan Year	IDIS Project	IDIS Activity	Voucher Number	Activity Name	Matrix Code	National Objective	Drawn Amount
2024	2	4468	6984397	AAHAA - Healthcare Expansion	05J	Matrix Code	\$92,350.48
					05M	LMC	\$17,249.81
					05M	Matrix Code	\$17,249.81
2023	2	4413	6965560	Zacharias Center - Counseling (NC)	05N	LMC	\$1,644.89
					05N	Matrix Code	\$1,644.89
2023	2	4403	6906297	Catholic Charities - Homelessness Prevention	05Q	LMC	\$16,048.46
2023	2	4403	6921761	Catholic Charities - Homelessness Prevention	05Q	LMC	\$14,335.71
2023	2	4403	6926910	Catholic Charities - Homelessness Prevention	05Q	LMC	\$20,795.00
2023	2	4403	6926918	Catholic Charities - Homelessness Prevention	05Q	LMC	\$1,291.71
					05Q	Matrix Code	\$52,470.88
2024	2	4472	6962226	Mano a Mano - Productive Parents	05Z	LMC	\$3,048.19
2024	2	4472	6962230	Mano a Mano - Productive Parents	05Z	LMC	\$3,048.19
2024	2	4472	6962233	Mano a Mano - Productive Parents	05Z	LMC	\$2,578.18
2024	2	4472	7016288	Mano a Mano - Productive Parents	05Z	LMC	\$4,280.36
2024	2	4472	7016290	Mano a Mano - Productive Parents	05Z	LMC	\$3,048.80
2024	2	4472	7016294	Mano a Mano - Productive Parents	05Z	LMC	\$3,049.18
2024	2	4472	7016298	Mano a Mano - Productive Parents	05Z	LMC	\$2,913.70
2024	2	4472	7016299	Mano a Mano - Productive Parents	05Z	LMC	\$3,255.03
2024	2	4472	7016305	Mano a Mano - Productive Parents	05Z	LMC	\$3,255.03
2024	2	4478	6962273	PADS - Case Management NC	05Z	LMC	\$9,144.00
					05Z	Matrix Code	\$37,620.66
2020	11	4455	6909409	CPAH OOR 3301 Gabriel	14A	LMH	\$23,407.73
2021	13	4448	6966399	C2115-C CPAH - 1913 Hazelwood	14A	LMH	\$26,805.00
2021	16	4310	7013237	UMMA - LCHA SFH Rental Acquisition - 38158 N. Lincoln	14A	LMH	\$11,901.00
2021	16	4310	7022004	UMMA - LCHA SFH Rental Acquisition - 38158 N. Lincoln	14A	LMH	\$13,000.00
2022	4	4399	6901458	YCC - Rehab and Resale	14A	LMH	\$1,988.86
2022	4	4399	6913495	YCC - Rehab and Resale	14A	LMH	\$10,338.88
2022	4	4399	6928191	YCC - Rehab and Resale	14A	LMH	\$1,942.16
2022	4	4399	6932223	YCC - Rehab and Resale	14A	LMH	\$47,089.00
2022	4	4399	6951547	YCC - Rehab and Resale	14A	LMH	\$38,849.62
2022	4	4399	6963409	YCC - Rehab and Resale	14A	LMH	\$8,978.77
2022	4	4399	6963413	YCC - Rehab and Resale	14A	LMH	\$11,801.79
2022	4	4399	6977920	YCC - Rehab and Resale	14A	LMH	\$11,250.31
2022	4	4399	6993462	YCC - Rehab and Resale	14A	LMH	\$13,590.98
2022	4	4399	7000581	YCC - Rehab and Resale	14A	LMH	\$1,471.46
2022	11	4497	6964086	CPAH - OOR - 2715 Elizabeth Ave Zion	14A	LMH	\$39,897.70
2022	11	4509	6980639	CPAH OOR 2610 Gideon	14A	LMH	\$35,695.70
2024	4	4527	7015690	YCC - Rehab and Resale	14A	LMH	\$1,805.28
					14A	Matrix Code	\$299,814.24
2021	13	4440	6957159	C2115-C CPAH - 2320 Springhill Ln.	14G	LMH	\$37,640.65
					14G	Matrix Code	\$37,640.65
2023	10	4415	6928478	CPAH - OOR -PD	14H	LMH	\$8,994.70
2023	10	4415	6928499	CPAH - OOR -PD	14H	LMH	\$7,521.63
2024	10	4501	6978628	CPAH - OOR - PD	14H	LMH	\$7,997.05
2024	10	4501	6978630	CPAH - OOR - PD	14H	LMH	\$9,662.15
2024	10	4501	6978632	CPAH - OOR - PD	14H	LMH	\$7,136.00
2024	10	4501	7001993	CPAH - OOR - PD	14H	LMH	\$5,367.19
					14H	Matrix Code	\$46,678.72
Total							\$1,562,594.73

LINE 27 DETAIL: ACTIVITIES INCLUDED IN THE COMPUTATION OF LINE 27

Plan Year	IDIS Project	IDIS Activity	Voucher Number	Activity to prevent, prepare for, and respond to Coronavirus	Activity Name	Grant Number	Fund Type	Matrix Code	National Objective	Drawn Amount
2023	2	4422	6931994	No	PADS Lake County Street Outreach	B23UC170003	EN	03T	LMC	\$11,207.00
								03T	Matrix Code	\$11,207.00
2024	2	4470	6965551	No	Eldercare - Transportation	B24UC170003	EN	05A	LMC	\$25,000.00
								05A	Matrix Code	\$25,000.00
2023	2	4404	6907332	No	Center for Enriched Living - Employment Opportunity Program	B23UC170003	EN	05B	LMC	\$1,367.00
2023	2	4406	6906300	No	GLASA Transportation	B23UC170003	EN	05B	LMC	\$2,695.20
2023	2	4406	7011163	No	GLASA Transportation	B23UC170003	EN	05B	LMC	\$4,318.21
2024	2	4469	6962803	No	CEL - Adaptive Equipment	B24UC170003	EN	05B	LMC	\$8,297.98
2024	2	4469	7016247	No	CEL - Adaptive Equipment	B24UC170003	EN	05B	LMC	\$17,572.02
2024	2	4471	6943720	No	GLASA - Adaptive Sports Participation	B24UC170003	EN	05B	LMC	\$5,072.23
2024	2	4471	6965528	No	GLASA - Adaptive Sports Participation	B24UC170003	EN	05B	LMC	\$1,900.19
2024	2	4471	6998810	No	GLASA - Adaptive Sports Participation	B24UC170003	EN	05B	LMC	\$4,666.43

Plan Year	IDIS Project	IDIS Activity	Voucher Number	Activity to prevent, prepare for, and respond to Coronavirus	Activity Name	Grant Number	Fund Type	Matrix Code	National Objective	Drawn Amount
2023	2	4407	6906304	No	North Suburban Legal Aid Clinic - Homelessness Prevention	B23UC170003	EN	05B	Matrix Code	\$45,889.26
2023	2	4407	6942725	No	North Suburban Legal Aid Clinic - Homelessness Prevention	B23UC170003	EN	05C	LMC	\$7,312.87
2024	2	4473	6962205	No	NLSAC - Housing Legal Services	B24UC170003	EN	05C	LMC	\$4,939.21
2024	2	4477	6965518	No	PSLS Lake County Housing Advocacy	B24UC170003	EN	05C	LMC	\$6,254.82
2024	2	4477	6965536	No	PSLS Lake County Housing Advocacy	B24UC170003	EN	05C	LMC	\$5,304.23
2024	2	4477	6998789	No	PSLS Lake County Housing Advocacy	B24UC170003	EN	05C	LMC	\$2,114.47
2024	2	4477	6998789	No	PSLS Lake County Housing Advocacy	B24UC170003	EN	05C	LMC	\$9,911.51
2024	2	4480	6998794	No	PSLS - Housing Legal Advocacy Project NC	B24UC170003	EN	05C	LMC	\$434.55
								05C	Matrix Code	\$36,271.66
2023	2	4402	6899993	No	CASA Lake County - Legal Advocacy (NC)	B23UC170003	EN	05D	LMC	\$1,871.25
								05D	Matrix Code	\$1,871.25
2022	2	4353	6962268	No	PADS Lake County Custom Travel - Uber	B22UC170003	EN	05E	LMC	\$2,026.33
2023	2	4401	6984396	No	AAHAA - Healthcare and Transportation	B23UC170003	EN	05E	LMC	\$707.00
2023	2	4423	6906314	No	PADS Lake County Custom Travel - Uber	B23UC170003	EN	05E	LMC	\$420.02
2023	2	4423	6942696	No	PADS Lake County Custom Travel - Uber	B23UC170003	EN	05E	LMC	\$4,033.52
2024	2	4475	6962276	No	PADS Client Transportation	B24UC170003	EN	05E	LMC	\$20,000.00
								05E	Matrix Code	\$27,186.87
2024	2	4479	6945784	No	Z-Center - Sexual Assault Counseling for Child NC	B24UC170003	EN	05G	LMC	\$2,669.00
2024	2	4479	6962289	No	Z-Center - Sexual Assault Counseling for Child NC	B24UC170003	EN	05G	LMC	\$2,426.37
2024	2	4479	6998822	No	Z-Center - Sexual Assault Counseling for Child NC	B24UC170003	EN	05G	LMC	\$2,728.52
								05G	Matrix Code	\$7,823.89
2023	2	4410	6899997	No	Youth Conservation Corps (YCC) - YouthBuild	B23UC170003	EN	05H	LMC	\$9,107.72
2024	2	4481	6984445	No	YouthBuild - Training NC	B24UC170003	EN	05H	LMC	\$9,608.00
2024	2	4521	7016258	No	YouthBuild - Training	B24UC170003	EN	05H	LMC	\$20,000.00
								05H	Matrix Code	\$38,715.72
2023	11	4409	6906296	No	Prairie State Legal Services - Fair Housing	B23UC170003	EN	05J	LMC	\$21,724.77
2023	11	4409	6978571	No	Prairie State Legal Services - Fair Housing	B23UC170003	EN	05J	LMC	\$16,878.54
2024	11	4476	6965523	No	PSLS Lake County Fair Housing Advocacy	B24UC170003	EN	05J	LMC	\$19,378.44
2024	11	4476	6998863	No	PSLS Lake County Fair Housing Advocacy	B24UC170003	EN	05J	LMC	\$34,368.73
								05J	Matrix Code	\$92,350.48
2024	2	4468	6984397	No	AAHAA - Healthcare Expansion	B24UC170003	EN	05M	LMC	\$17,249.81
								05M	Matrix Code	\$17,249.81
2023	2	4413	6965560	No	Zacharias Center - Counseling (NC)	B23UC170003	EN	05N	LMC	\$1,644.89
								05N	Matrix Code	\$1,644.89
2023	2	4403	6906297	No	Catholic Charities - Homelessness Prevention	B23UC170003	EN	05Q	LMC	\$16,048.46
2023	2	4403	6921761	No	Catholic Charities - Homelessness Prevention	B23UC170003	EN	05Q	LMC	\$14,335.71
2023	2	4403	6926910	No	Catholic Charities - Homelessness Prevention	B23UC170003	EN	05Q	LMC	\$20,795.00
2023	2	4403	6926918	No	Catholic Charities - Homelessness Prevention	B23UC170003	EN	05Q	LMC	\$1,291.71
								05Q	Matrix Code	\$52,470.88
2024	2	4472	6962226	No	Mano a Mano - Productive Parents	B24UC170003	EN	05Z	LMC	\$3,048.19
2024	2	4472	6962230	No	Mano a Mano - Productive Parents	B24UC170003	EN	05Z	LMC	\$3,048.19
2024	2	4472	6962233	No	Mano a Mano - Productive Parents	B24UC170003	EN	05Z	LMC	\$2,578.18
2024	2	4472	7016288	No	Mano a Mano - Productive Parents	B24UC170003	EN	05Z	LMC	\$4,280.36
2024	2	4472	7016290	No	Mano a Mano - Productive Parents	B24UC170003	EN	05Z	LMC	\$3,048.80
2024	2	4472	7016294	No	Mano a Mano - Productive Parents	B24UC170003	EN	05Z	LMC	\$3,049.18
2024	2	4472	7016298	No	Mano a Mano - Productive Parents	B24UC170003	EN	05Z	LMC	\$2,913.70
2024	2	4472	7016299	No	Mano a Mano - Productive Parents	B24UC170003	EN	05Z	LMC	\$3,255.03
2024	2	4472	7016305	No	Mano a Mano - Productive Parents	B24UC170003	EN	05Z	LMC	\$3,255.03
2024	2	4478	6962273	No	PADS - Case Management NC	B24UC170003	EN	05Z	LMC	\$9,144.00
								05Z	Matrix Code	\$37,620.66
				No	Activity to prevent, prepare for, and respond to Coronavirus					\$395,302.37
Total										\$395,302.37

LINE 37 DETAIL: ACTIVITIES INCLUDED IN THE COMPUTATION OF LINE 37

Plan Year	IDIS Project	IDIS Activity	Voucher Number	Activity Name	Matrix Code	National Objective	Drawn Amount
2022	15	4431	6938763	2022 CDBG Program Administration	21A		\$4,384.81
2022	15	4431	6938764	2022 CDBG Program Administration	21A		\$4,838.26
2022	15	4431	6938767	2022 CDBG Program Administration	21A		\$30,659.15
2022	15	4431	6938768	2022 CDBG Program Administration	21A		\$6,014.23
2022	15	4431	6969320	2022 CDBG Program Administration	21A		\$136,296.44
2023	13	4499	6968043	2023 CDBG Program Administration	21A		\$15,215.01
2023	13	4499	6978164	2023 CDBG Program Administration	21A		\$3,691.67
2023	13	4499	6978165	2023 CDBG Program Administration	21A		\$46,310.54
2023	13	4499	6988896	2023 CDBG Program Administration	21A		\$132,000.00



Office of Community Planning and Development  
U.S. Department of Housing and Urban Development  
Integrated Disbursement and Information System  
PR26 - CDBG Financial Summary Report  
Program Year 2024  
LAKE COUNTY , IL

DATE: 07-12-25  
TIME: 17:30  
PAGE: 5

Plan Year	IDIS Project	IDIS Activity	Voucher Number	Activity Name	Matrix Code	National Objective	Drawn Amount
2023	13	4499	7019743	2023 CDBG Program Administration	21A		\$41,753.82
2023	13	4499	7019744	2023 CDBG Program Administration	21A		\$8,216.50
Total					21A	Matrix Code	\$429,380.43



**PART I: SUMMARY OF CDBG-CV RESOURCES**

01 CDBG-CV GRANT	4,772,657.00
02 FUNDS RETURNED TO THE LINE-OF-CREDIT	0.00
03 FUNDS RETURNED TO THE LOCAL CDBG ACCOUNT	0.00
04 TOTAL CDBG-CV FUNDS AWARDED	4,772,657.00

**PART II: SUMMARY OF CDBG-CV EXPENDITURES**

05 DISBURSEMENTS OTHER THAN SECTION 108 REPAYMENTS AND PLANNING/ADMINISTRATION	3,703,684.43
06 DISBURSED IN IDIS FOR PLANNING/ADMINISTRATION	954,531.00
07 DISBURSED IN IDIS FOR SECTION 108 REPAYMENTS	0.00
08 TOTAL EXPENDITURES (SUM, LINES 05 - 07)	4,658,215.43
09 UNEXPENDED BALANCE (LINE 04 - LINE8 )	114,441.57

**PART III: LOWMOD BENEFIT FOR THE CDBG-CV GRANT**

10 EXPENDED FOR LOW/MOD HOUSING IN SPECIAL AREAS	0.00
11 EXPENDED FOR LOW/MOD MULTI-UNIT HOUSING	0.00
12 DISBURSED FOR OTHER LOW/MOD ACTIVITIES	3,703,684.43
13 TOTAL LOW/MOD CREDIT (SUM, LINES 10 - 12)	3,703,684.43
14 AMOUNT SUBJECT TO LOW/MOD BENEFIT (LINE 05)	3,703,684.43
15 PERCENT LOW/MOD CREDIT (LINE 13/LINE 14)	100.00%

**PART IV: PUBLIC SERVICE (PS) CALCULATIONS**

16 DISBURSED IN IDIS FOR PUBLIC SERVICES	3,136,968.31
17 CDBG-CV GRANT	4,772,657.00
18 PERCENT OF FUNDS DISBURSED FOR PS ACTIVITIES (LINE 16/LINE 17)	65.73%

**PART V: PLANNING AND ADMINISTRATION (PA) CAP**

19 DISBURSED IN IDIS FOR PLANNING/ADMINISTRATION	954,531.00
20 CDBG-CV GRANT	4,772,657.00
21 PERCENT OF FUNDS DISBURSED FOR PA ACTIVITIES (LINE 19/LINE 20)	20.00%



Office of Community Planning and Development  
U.S. Department of Housing and Urban Development  
Integrated Disbursement and Information System  
PR26 - CDBG-CV Financial Summary Report  
LAKE COUNTY , IL

DATE: 07-11-25  
TIME: 16:17  
PAGE: 2

LINE 10 DETAIL: ACTIVITIES TO CONSIDER IN DETERMINING THE AMOUNT TO ENTER ON LINE 10

No data returned for this view. This might be because the applied filter excludes all data.

LINE 11 DETAIL: ACTIVITIES TO CONSIDER IN DETERMINING THE AMOUNT TO ENTER ON LINE 11

No data returned for this view. This might be because the applied filter excludes all data.

LINE 12 DETAIL: ACTIVITIES INCLUDED IN THE COMPUTATION OF LINE 12

Plan Year	IDIS Project	IDIS Activity	Voucher Number	Activity Name	Matrix Code	National Objective	Drawn Amount
2019	3	4154	6481199	Prairie State Legal Services - Legal Services	05C	LMC	\$3,105.42
			6481210	Prairie State Legal Services - Legal Services	05C	LMC	\$22,248.48
			6487103	Prairie State Legal Services - Legal Services	05C	LMC	\$23,812.50
			6514385	Prairie State Legal Services - Legal Services	05C	LMC	\$24,447.50
			6514387	Prairie State Legal Services - Legal Services	05C	LMC	\$3,530.91
			6546080	Prairie State Legal Services - Legal Services	05C	LMC	\$22,855.19
		4209	6475690	North Suburban Legal Aid Clinic - Legal Services	05C	LMC	\$21,191.84
			6475695	North Suburban Legal Aid Clinic - Legal Services	05C	LMC	\$4,381.81
			6475697	North Suburban Legal Aid Clinic - Legal Services	05C	LMC	\$5,829.03
			6475699	North Suburban Legal Aid Clinic - Legal Services	05C	LMC	\$6,845.89
			6476303	North Suburban Legal Aid Clinic - Legal Services	05C	LMC	\$9,600.71
			6486129	North Suburban Legal Aid Clinic - Legal Services	05C	LMC	\$2,150.72
			6537366	North Suburban Legal Aid Clinic - Legal Services	05C	LMC	\$4,556.41
			6543340	North Suburban Legal Aid Clinic - Legal Services	05C	LMC	\$6,056.02
			6543347	North Suburban Legal Aid Clinic - Legal Services	05C	LMC	\$4,618.58
			6555077	North Suburban Legal Aid Clinic - Legal Services	05C	LMC	\$5,478.55
			6565448	North Suburban Legal Aid Clinic - Legal Services	05C	LMC	\$5,683.93
			6568648	North Suburban Legal Aid Clinic - Legal Services	05C	LMC	\$5,744.30
			6577076	North Suburban Legal Aid Clinic - Legal Services	05C	LMC	\$5,359.79
			6600221	North Suburban Legal Aid Clinic - Legal Services	05C	LMC	\$5,766.78
			6602450	North Suburban Legal Aid Clinic - Legal Services	05C	LMC	\$5,486.67
			6615797	North Suburban Legal Aid Clinic - Legal Services	05C	LMC	\$4,772.36
			6630693	North Suburban Legal Aid Clinic - Legal Services	05C	LMC	\$14,866.07
			6640506	North Suburban Legal Aid Clinic - Legal Services	05C	LMC	\$6,610.54
		4218	6514384	PADS - CV Shelter	03T	LMC	\$60,000.00
			6756545	PADS - CV Shelter	03T	LMC	\$30,249.26
			6756572	PADS - CV Shelter	03T	LMC	\$73,583.96
			6786326	PADS - CV Shelter	03T	LMC	\$96,166.78
			6978190	PADS - CV Shelter	03T	LMC	\$40,182.00
		4251	6544073	NSLAC - DV	05C	LMC	\$4,518.96
			6544076	NSLAC - DV	05C	LMC	\$4,884.23
			6544077	NSLAC - DV	05C	LMC	\$5,353.95
			6557453	NSLAC - DV	05C	LMC	\$5,935.73
			6565303	NSLAC - DV	05C	LMC	\$6,354.49
			6568625	NSLAC - DV	05C	LMC	\$2,620.01
			6577081	NSLAC - DV	05C	LMC	\$2,214.17
			6602179	NSLAC - DV	05C	LMC	\$1,637.54



Office of Community Planning and Development  
U.S. Department of Housing and Urban Development  
Integrated Disbursement and Information System  
PR26 - CDBG-CV Financial Summary Report  
LAKE COUNTY , IL

DATE: 07-11-25  
TIME: 16:17  
PAGE: 3

Plan Year	IDIS Project	IDIS Activity	Voucher Number	Activity Name	Matrix Code	National Objective	Drawn Amount
2019	3	4251	6602470	NSLAC - DV	05C	LMC	\$4,716.70
			6615792	NSLAC - DV	05C	LMC	\$5,310.74
			6630817	NSLAC - DV	05C	LMC	\$6,309.66
			6650278	NSLAC - DV	05C	LMC	\$143.82
		4252	6546142	PSLS - Homelessness Prevention	05C	LMC	\$3,033.96
			6569411	PSLS - Homelessness Prevention	05C	LMC	\$26,841.81
			6587627	PSLS - Homelessness Prevention	05C	LMC	\$8,957.46
			6602488	PSLS - Homelessness Prevention	05C	LMC	\$17,917.24
			6638837	PSLS - Homelessness Prevention	05C	LMC	\$27,431.84
			6680864	PSLS - Homelessness Prevention	05C	LMC	\$27,886.22
			6719402	PSLS - Homelessness Prevention	05C	LMC	\$31,416.31
		4191	6455149	United Way 211 - Information and referrals	05Z	LMC	\$16,504.74
			6470990	United Way 211 - Information and referrals	05Z	LMC	\$17,396.40
			6486010	United Way 211 - Information and referrals	05Z	LMC	\$45,220.00
			6498010	United Way 211 - Information and referrals	05Z	LMC	\$19,850.40
			6555042	United Way 211 - Information and referrals	05Z	LMC	\$26,303.27
			6593569	United Way 211 - Information and referrals	05Z	LMC	\$44,278.01
			6659831	United Way 211 - Information and referrals	05Z	LMC	\$20,757.77
			6659833	United Way 211 - Information and referrals	05Z	LMC	\$29,689.41
			6688626	United Way 211 - Information and referrals	05Z	LMC	\$32,452.59
			6718937	United Way 211 - Information and referrals	05Z	LMC	\$23,144.84
			6734606	United Way 211 - Information and referrals	05Z	LMC	\$4,402.57
		4219	6497799	Northern IL Food Bank	05W	LMC	\$199,998.80
			6571951	Northern IL Food Bank	05W	LMC	\$34,160.00
			6571969	Northern IL Food Bank	05W	LMC	\$88,176.20
			6584599	Northern IL Food Bank	05W	LMC	\$28,120.00
			6618386	Northern IL Food Bank	05W	LMC	\$77,481.74
			6630987	Northern IL Food Bank	05W	LMC	\$9,539.04
			6630994	Northern IL Food Bank	05W	LMC	\$12,524.22
			6735361	Northern IL Food Bank	05W	LMC	\$100,133.36
			6744253	Northern IL Food Bank	05W	LMC	\$4,210.90
			6744286	Northern IL Food Bank	05W	LMC	\$19,200.64
			6753779	Northern IL Food Bank	05W	LMC	\$65,965.24
			6760225	Northern IL Food Bank	05W	LMC	\$61,737.76
			6785248	Northern IL Food Bank	05W	LMC	\$116,406.10
		4267	6680364	Mano a Mano - Community Health Case Workers	05M	LMC	\$17,795.47
			6686088	Mano a Mano - Community Health Case Workers	05M	LMC	\$22,064.56
			6686107	Mano a Mano - Community Health Case Workers	05M	LMC	\$8,005.65
			6686113	Mano a Mano - Community Health Case Workers	05M	LMC	\$2,134.32
		4370	6710620	ServicePoint	05Z	LMC	\$3,145.28
			6779024	ServicePoint	05Z	LMC	\$2,823.54
			6845281	ServicePoint	05Z	LMC	\$10,483.63
			6845282	ServicePoint	05Z	LMC	\$3,196.11
			6854145	ServicePoint	05Z	LMC	\$351.44
	9	4153	6390753	Black Chamber of Commerce - CV Loan Program (Fatal-4)	18C	LMC	\$5,662.02
		4155	6391018	Black Chamber of Commerce - CV Loan Program 02	18C	LMC	\$5,400.00
		4156	6391019	Black Chamber of Commerce - CV Loan Program 03	18C	LMC	\$3,784.56
		4157	6399278	Black Chamber of Commerce - CV Loan Program 04	18C	LMC	\$9,000.00
		4158	6391021	Black Chamber of Commerce - CV Loan Program 05	18C	LMC	\$4,147.38
			6452373	Black Chamber of Commerce - CV Loan Program 05	18C	LMC	\$27.00
		4159	6391022	Black Chamber of Commerce - CV Loan Program 06	18C	LMC	\$3,803.94
		4160	6391023	Black Chamber of Commerce - CV Loan Program 07	18C	LMC	\$8,846.16
		4161	6391024	Black Chamber of Commerce - CV Loan Program 08	18C	LMC	\$9,000.00
		4162	6391026	Black Chamber of Commerce - CV Loan Program 09	18C	LMC	\$9,000.00
		4163	6391028	Black Chamber of Commerce - CV Loan Program 10	18C	LMC	\$9,000.00
		4164	6391029	Black Chamber of Commerce - CV Loan Program 11	18C	LMC	\$4,800.78
		4173	6411962	Black Chamber of Commerce - CV Loan Program	18C	LMC	\$9,995.22
	12	4301	6613365	PADS - Rehabilitation - Day Center	03C	LMC	\$20,000.00
		4510	6982107	PADS - Fixed Site Shelter - Relocation	08	LMC	\$20,409.21
			6991890	PADS - Fixed Site Shelter - Relocation	08	LMC	\$16,080.00
			6991891	PADS - Fixed Site Shelter - Relocation	08	LMC	\$18,769.99





Office of Community Planning and Development  
U.S. Department of Housing and Urban Development  
Integrated Disbursement and Information System  
PR26 - CDBG-CV Financial Summary Report  
LAKE COUNTY , IL

DATE: 07-11-25  
TIME: 16:17  
PAGE: 4

Plan Year	IDIS Project	IDIS Activity	Voucher Number	Activity Name	Matrix Code	National Objective	Drawn Amount
2019	12	4510	6991893	PADS - Fixed Site Shelter - Relocation	08	LMC	\$7,935.23
			6991894	PADS - Fixed Site Shelter - Relocation	08	LMC	\$25,695.00
			6991895	PADS - Fixed Site Shelter - Relocation	08	LMC	\$21,902.57
			7026236	PADS - Fixed Site Shelter - Relocation	08	LMC	\$15,456.00
			7038377	PADS - Fixed Site Shelter - Relocation	08	LMC	\$4,900.00
2020	49	4200	6461093	Catholic Charities - Subsistence Payments	05Q	LMC	\$12,006.81
			6480198	Catholic Charities - Subsistence Payments	05Q	LMC	\$110,537.46
			6493630	Catholic Charities - Subsistence Payments	05Q	LMC	\$108,472.68
			6499323	Catholic Charities - Subsistence Payments	05Q	LMC	\$18,983.05
		4201	6454944	Community Action Partnership - Subsistence Payments	05Q	LMC	\$5,150.00
			6461045	Community Action Partnership - Subsistence Payments	05Q	LMC	\$29,976.77
			6470454	Community Action Partnership - Subsistence Payments	05Q	LMC	\$26,009.00
			6483758	Community Action Partnership - Subsistence Payments	05Q	LMC	\$46,829.70
			6494199	Community Action Partnership - Subsistence Payments	05Q	LMC	\$20,000.00
			6496006	Community Action Partnership - Subsistence Payments	05Q	LMC	\$61,913.80
		4202	6454997	Community Partners for Affordable Housing - Subsistence Payments	05Q	LMC	\$13,242.48
			6454999	Community Partners for Affordable Housing - Subsistence Payments	05Q	LMC	\$11,807.74
			6459450	Community Partners for Affordable Housing - Subsistence Payments	05Q	LMC	\$38,625.00
			6463595	Community Partners for Affordable Housing - Subsistence Payments	05Q	LMC	\$12,239.36
			6470397	Community Partners for Affordable Housing - Subsistence Payments	05Q	LMC	\$35,508.29
			6475880	Community Partners for Affordable Housing - Subsistence Payments	05Q	LMC	\$14,870.69
			6483760	Community Partners for Affordable Housing - Subsistence Payments	05Q	LMC	\$90,313.76
			6493619	Community Partners for Affordable Housing - Subsistence Payments	05Q	LMC	\$15,227.68
			6493621	Community Partners for Affordable Housing - Subsistence Payments	05Q	LMC	\$18,165.00
		4300	6588357	CPAH - Mortgage Assist. & Housing Counseling	13B	LMH	\$2,917.83
			6601677	CPAH - Mortgage Assist. & Housing Counseling	13B	LMH	\$4,310.17
			6601687	CPAH - Mortgage Assist. & Housing Counseling	13B	LMH	\$5,074.24
			6604556	CPAH - Mortgage Assist. & Housing Counseling	13B	LMH	\$2,972.14
			6609416	CPAH - Mortgage Assist. & Housing Counseling	13B	LMH	\$5,204.74
			6624128	CPAH - Mortgage Assist. & Housing Counseling	13B	LMH	\$3,663.81
			6648567	CPAH - Mortgage Assist. & Housing Counseling	13B	LMH	\$402.24
			6658906	CPAH - Mortgage Assist. & Housing Counseling	13B	LMH	\$8,052.85
			6662244	CPAH - Mortgage Assist. & Housing Counseling	13B	LMH	\$5,336.80
			6670330	CPAH - Mortgage Assist. & Housing Counseling	13B	LMH	\$9,749.54
			6681131	CPAH - Mortgage Assist. & Housing Counseling	13B	LMH	\$9,095.28
			6695771	CPAH - Mortgage Assist. & Housing Counseling	13B	LMH	\$12,991.05
			6705940	CPAH - Mortgage Assist. & Housing Counseling	13B	LMH	\$10,725.06
			6718056	CPAH - Mortgage Assist. & Housing Counseling	13B	LMH	\$10,496.75
			6728417	CPAH - Mortgage Assist. & Housing Counseling	13B	LMH	\$10,100.38
			6739016	CPAH - Mortgage Assist. & Housing Counseling	13B	LMH	\$10,040.24
			6752158	CPAH - Mortgage Assist. & Housing Counseling	13B	LMH	\$12,734.58
			6769831	CPAH - Mortgage Assist. & Housing Counseling	13B	LMH	\$15,032.66
			6773884	CPAH - Mortgage Assist. & Housing Counseling	13B	LMH	\$12,258.26
			6788970	CPAH - Mortgage Assist. & Housing Counseling	13B	LMH	\$10,106.29
			6797553	CPAH - Mortgage Assist. & Housing Counseling	13B	LMH	\$9,797.86
			6808393	CPAH - Mortgage Assist. & Housing Counseling	13B	LMH	\$7,345.38
			6824894	CPAH - Mortgage Assist. & Housing Counseling	13B	LMH	\$7,232.81
			6830472	CPAH - Mortgage Assist. & Housing Counseling	13B	LMH	\$6,915.95
			6862579	CPAH - Mortgage Assist. & Housing Counseling	13B	LMH	\$6,252.22
			6862582	CPAH - Mortgage Assist. & Housing Counseling	13B	LMH	\$6,162.72
			6869665	CPAH - Mortgage Assist. & Housing Counseling	13B	LMH	\$3,013.14
			6884352	CPAH - Mortgage Assist. & Housing Counseling	13B	LMH	\$6,633.34
			6890290	CPAH - Mortgage Assist. & Housing Counseling	13B	LMH	\$10,889.06
			6911969	CPAH - Mortgage Assist. & Housing Counseling	13B	LMH	\$5,135.27
			6911989	CPAH - Mortgage Assist. & Housing Counseling	13B	LMH	\$3,452.52
			6912006	CPAH - Mortgage Assist. & Housing Counseling	13B	LMH	\$3,671.90
			6912009	CPAH - Mortgage Assist. & Housing Counseling	13B	LMH	\$4,461.68
			6919980	CPAH - Mortgage Assist. & Housing Counseling	13B	LMH	\$5,046.81
			6933274	CPAH - Mortgage Assist. & Housing Counseling	13B	LMH	\$5,133.49
		4328	6663607	LCHA - Mortgage Relief Program	05U	LMC	\$34,502.56
			6699519	LCHA - Mortgage Relief Program	05U	LMC	\$20,686.41



Office of Community Planning and Development  
U.S. Department of Housing and Urban Development  
Integrated Disbursement and Information System  
PR26 - CDBG-CV Financial Summary Report  
LAKE COUNTY , IL

DATE: 07-11-25  
TIME: 16:17  
PAGE: 5

Plan Year	IDIS Project	IDIS Activity	Voucher Number	Activity Name	Matrix Code	National Objective	Drawn Amount
2020	49	4328	6710912	LCHA - Mortgage Relief Program	05U	LMC	\$12,520.20
			6747442	LCHA - Mortgage Relief Program	05U	LMC	\$23,904.14
			6779510	LCHA - Mortgage Relief Program	05U	LMC	\$27,491.31
			6815471	LCHA - Mortgage Relief Program	05U	LMC	\$37,107.29
			6851493	LCHA - Mortgage Relief Program	05U	LMC	\$11,674.09
			6857911	LCHA - Mortgage Relief Program	05U	LMC	\$18,247.98
			6884315	LCHA - Mortgage Relief Program	05U	LMC	\$24,085.40
			6913564	LCHA - Mortgage Relief Program	05U	LMC	\$17,997.41
			6969516	LCHA - Mortgage Relief Program	05U	LMC	\$13,162.52
			6969521	LCHA - Mortgage Relief Program	05U	LMC	\$12,322.02
			7000816	LCHA - Mortgage Relief Program	05U	LMC	\$10,612.85
		4391	6787309	Catholic Charities - Subsistence Payments - PD	05Q	LMC	\$202,419.85
			6797057	Catholic Charities - Subsistence Payments - PD	05Q	LMC	\$1,989.17
	50	4214	6485989	Northern IL Food Bank	05W	LMC	\$30,000.00
			6566660	Northern IL Food Bank	05W	LMC	\$12,471.26
			6595016	Northern IL Food Bank	05W	LMC	\$6,027.39
			6602255	Northern IL Food Bank	05W	LMC	\$13,022.89
			6638511	Northern IL Food Bank	05W	LMC	\$30,523.46
		4303	6597932	Highwood Public Library - Food Bank Accessibility	03E	LMA	\$33,396.00
	53	4265	6558467	North Chicago - CV Fire Equipment	03O	LMA	\$47,296.00
<b>Total</b>							<b>\$3,703,684.43</b>

LINE 16 DETAIL: ACTIVITIES INCLUDED IN THE COMPUTATION OF LINE 16

Plan Year	IDIS Project	IDIS Activity	Voucher Number	Activity Name	Matrix Code	National Objective	Drawn Amount
2019	3	4154	6481199	Prairie State Legal Services - Legal Services	05C	LMC	\$3,105.42
			6481210	Prairie State Legal Services - Legal Services	05C	LMC	\$22,248.48
			6487103	Prairie State Legal Services - Legal Services	05C	LMC	\$23,812.50
			6514385	Prairie State Legal Services - Legal Services	05C	LMC	\$24,447.50
			6514387	Prairie State Legal Services - Legal Services	05C	LMC	\$3,530.91
			6546080	Prairie State Legal Services - Legal Services	05C	LMC	\$22,855.19
		4209	6475690	North Suburban Legal Aid Clinic - Legal Services	05C	LMC	\$21,191.84
			6475695	North Suburban Legal Aid Clinic - Legal Services	05C	LMC	\$4,381.81
			6475697	North Suburban Legal Aid Clinic - Legal Services	05C	LMC	\$5,829.03
			6475699	North Suburban Legal Aid Clinic - Legal Services	05C	LMC	\$6,845.89
			6476303	North Suburban Legal Aid Clinic - Legal Services	05C	LMC	\$9,600.71
			6486129	North Suburban Legal Aid Clinic - Legal Services	05C	LMC	\$2,150.72
			6537366	North Suburban Legal Aid Clinic - Legal Services	05C	LMC	\$4,556.41
			6543340	North Suburban Legal Aid Clinic - Legal Services	05C	LMC	\$6,056.02
			6543347	North Suburban Legal Aid Clinic - Legal Services	05C	LMC	\$4,618.58
			6555077	North Suburban Legal Aid Clinic - Legal Services	05C	LMC	\$5,478.55
			6565448	North Suburban Legal Aid Clinic - Legal Services	05C	LMC	\$5,683.93
			6568648	North Suburban Legal Aid Clinic - Legal Services	05C	LMC	\$5,744.30
			6577076	North Suburban Legal Aid Clinic - Legal Services	05C	LMC	\$5,359.79
			6600221	North Suburban Legal Aid Clinic - Legal Services	05C	LMC	\$5,766.78
			6602450	North Suburban Legal Aid Clinic - Legal Services	05C	LMC	\$5,486.67
			6615797	North Suburban Legal Aid Clinic - Legal Services	05C	LMC	\$4,772.36
			6630693	North Suburban Legal Aid Clinic - Legal Services	05C	LMC	\$14,866.07
			6640506	North Suburban Legal Aid Clinic - Legal Services	05C	LMC	\$6,610.54
		4218	6514384	PADS - CV Shelter	03T	LMC	\$60,000.00
			6756545	PADS - CV Shelter	03T	LMC	\$30,249.26
			6756572	PADS - CV Shelter	03T	LMC	\$73,583.96
			6786326	PADS - CV Shelter	03T	LMC	\$96,166.78
			6978190	PADS - CV Shelter	03T	LMC	\$40,182.00
		4251	6544073	NSLAC - DV	05C	LMC	\$4,518.96
			6544076	NSLAC - DV	05C	LMC	\$4,884.23
			6544077	NSLAC - DV	05C	LMC	\$5,353.95
			6557453	NSLAC - DV	05C	LMC	\$5,935.73
			6565303	NSLAC - DV	05C	LMC	\$6,354.49





Office of Community Planning and Development  
U.S. Department of Housing and Urban Development  
Integrated Disbursement and Information System  
PR26 - CDBG-CV Financial Summary Report  
LAKE COUNTY , IL

DATE: 07-11-25  
TIME: 16:17  
PAGE: 6

Plan Year	IDIS Project	IDIS Activity	Voucher Number	Activity Name	Matrix Code	National Objective	Drawn Amount
2019	3	4251	6568625	NSLAC - DV	05C	LMC	\$2,620.01
			6577081	NSLAC - DV	05C	LMC	\$2,214.17
			6602179	NSLAC - DV	05C	LMC	\$1,637.54
			6602470	NSLAC - DV	05C	LMC	\$4,716.70
			6615792	NSLAC - DV	05C	LMC	\$5,310.74
			6630817	NSLAC - DV	05C	LMC	\$6,309.66
			6650278	NSLAC - DV	05C	LMC	\$143.82
		4252	6546142	PSLS - Homelessness Prevention	05C	LMC	\$3,033.96
			6569411	PSLS - Homelessness Prevention	05C	LMC	\$26,841.81
			6587627	PSLS - Homelessness Prevention	05C	LMC	\$8,957.46
			6602488	PSLS - Homelessness Prevention	05C	LMC	\$17,917.24
			6638837	PSLS - Homelessness Prevention	05C	LMC	\$27,431.84
			6680864	PSLS - Homelessness Prevention	05C	LMC	\$27,886.22
			6719402	PSLS - Homelessness Prevention	05C	LMC	\$31,416.31
	8	4191	6455149	United Way 211 - Information and referrals	05Z	LMC	\$16,504.74
			6470990	United Way 211 - Information and referrals	05Z	LMC	\$17,396.40
			6486010	United Way 211 - Information and referrals	05Z	LMC	\$45,220.00
			6498010	United Way 211 - Information and referrals	05Z	LMC	\$19,850.40
			6555042	United Way 211 - Information and referrals	05Z	LMC	\$26,303.27
			6593569	United Way 211 - Information and referrals	05Z	LMC	\$44,278.01
			6659831	United Way 211 - Information and referrals	05Z	LMC	\$20,757.77
			6659833	United Way 211 - Information and referrals	05Z	LMC	\$29,689.41
			6688626	United Way 211 - Information and referrals	05Z	LMC	\$32,452.59
			6718937	United Way 211 - Information and referrals	05Z	LMC	\$23,144.84
			6734606	United Way 211 - Information and referrals	05Z	LMC	\$4,402.57
		4219	6497799	Northern IL Food Bank	05W	LMC	\$199,998.80
			6571951	Northern IL Food Bank	05W	LMC	\$34,160.00
			6571969	Northern IL Food Bank	05W	LMC	\$88,176.20
			6584599	Northern IL Food Bank	05W	LMC	\$28,120.00
			6618386	Northern IL Food Bank	05W	LMC	\$77,481.74
			6630987	Northern IL Food Bank	05W	LMC	\$9,539.04
			6630994	Northern IL Food Bank	05W	LMC	\$12,524.22
			6735361	Northern IL Food Bank	05W	LMC	\$100,133.36
			6744253	Northern IL Food Bank	05W	LMC	\$4,210.90
			6744286	Northern IL Food Bank	05W	LMC	\$19,200.64
			6753779	Northern IL Food Bank	05W	LMC	\$65,965.24
			6760225	Northern IL Food Bank	05W	LMC	\$61,737.76
			6785248	Northern IL Food Bank	05W	LMC	\$116,406.10
		4267	6680364	Mano a Mano - Community Health Case Workers	05M	LMC	\$17,795.47
			6686088	Mano a Mano - Community Health Case Workers	05M	LMC	\$22,064.56
			6686107	Mano a Mano - Community Health Case Workers	05M	LMC	\$8,005.65
			6686113	Mano a Mano - Community Health Case Workers	05M	LMC	\$2,134.32
		4370	6710620	ServicePoint	05Z	LMC	\$3,145.28
			6779024	ServicePoint	05Z	LMC	\$2,823.54
			6845281	ServicePoint	05Z	LMC	\$10,483.63
			6845282	ServicePoint	05Z	LMC	\$3,196.11
			6854145	ServicePoint	05Z	LMC	\$351.44
2020	49	4200	6461093	Catholic Charities - Subsistence Payments	05Q	LMC	\$12,006.81
			6480198	Catholic Charities - Subsistence Payments	05Q	LMC	\$110,537.46
			6493630	Catholic Charities - Subsistence Payments	05Q	LMC	\$108,472.68
			6499323	Catholic Charities - Subsistence Payments	05Q	LMC	\$18,983.05
		4201	6454944	Community Action Partnership - Subsistence Payments	05Q	LMC	\$5,150.00
			6461045	Community Action Partnership - Subsistence Payments	05Q	LMC	\$29,976.77
			6470454	Community Action Partnership - Subsistence Payments	05Q	LMC	\$26,009.00
			6483758	Community Action Partnership - Subsistence Payments	05Q	LMC	\$46,829.70
			6494199	Community Action Partnership - Subsistence Payments	05Q	LMC	\$20,000.00
			6496006	Community Action Partnership - Subsistence Payments	05Q	LMC	\$61,913.80
		4202	6454997	Community Partners for Affordable Housing - Subsistence Payments	05Q	LMC	\$13,242.48
			6454999	Community Partners for Affordable Housing - Subsistence Payments	05Q	LMC	\$11,807.74
			6459450	Community Partners for Affordable Housing - Subsistence Payments	05Q	LMC	\$38,625.00
			6463595	Community Partners for Affordable Housing - Subsistence Payments	05Q	LMC	\$12,239.36





U.S. Department of Housing and Urban Development  
Office of Community Planning and Development  
Integrated Disbursement and Information System  
Status of HOME Grants  
LAKE COUNTY CONSORTIUM

DATE: 07-09-25  
TIME: 14:09  
PAGE: 1

IDIS - PR27

Commitments from Authorized Funds

Fiscal Year	Total Authorization	Admin/CHDO OP Authorization	CR/CL/CC – Amount Committed to CHDOS	% CHDO Cmtd	SU Funds-Subgrants to Other Entities	EN Funds-PJ Committed to Activities	Total Authorized Commitments	% of Auth Cmtd
1992	\$1,283,000.00	\$114,150.00	\$398,380.46	31.0%	\$0.00	\$770,469.54	\$1,283,000.00	100.0%
1993	\$847,000.00	\$116,200.00	\$351,632.21	41.5%	\$0.00	\$379,167.79	\$847,000.00	100.0%
1994	\$1,208,000.00	\$181,200.00	\$532,091.52	44.0%	\$0.00	\$494,708.48	\$1,208,000.00	100.0%
1995	\$1,298,000.00	\$148,394.88	\$219,316.31	16.8%	\$0.00	\$930,288.81	\$1,298,000.00	100.0%
1996	\$1,198,000.00	\$30,407.00	\$270,000.00	22.5%	\$0.00	\$897,593.00	\$1,198,000.00	100.0%
1997	\$1,180,000.00	\$177,000.00	\$544,500.00	46.1%	\$0.00	\$458,500.00	\$1,180,000.00	100.0%
1998	\$1,248,000.00	\$186,750.00	\$394,658.00	31.6%	\$0.00	\$666,592.00	\$1,248,000.00	100.0%
1999	\$1,349,000.00	\$179,900.00	\$202,350.00	15.0%	\$0.00	\$966,750.00	\$1,349,000.00	100.0%
2000	\$1,220,000.00	\$172,000.00	\$200,000.00	16.3%	\$0.00	\$848,000.00	\$1,220,000.00	100.0%
2001	\$1,506,000.00	\$216,600.00	\$265,000.00	17.5%	\$0.00	\$1,024,400.00	\$1,506,000.00	100.0%
2002	\$1,510,000.00	\$201,000.00	\$226,500.00	15.0%	\$0.00	\$1,082,500.00	\$1,510,000.00	100.0%
2003	\$1,747,850.00	\$262,177.00	\$262,177.50	15.0%	\$0.00	\$1,223,495.50	\$1,747,850.00	100.0%
2004	\$1,948,573.00	\$270,350.00	\$293,164.37	15.0%	\$0.00	\$1,385,058.63	\$1,948,573.00	100.0%
2005	\$1,732,356.00	\$250,104.00	\$250,104.00	14.4%	\$0.00	\$1,232,148.00	\$1,732,356.00	100.0%
2006	\$1,596,541.00	\$234,615.90	\$234,616.35	14.6%	\$0.00	\$1,127,308.75	\$1,596,541.00	100.0%
2007	\$1,599,070.00	\$234,868.80	\$234,995.70	14.6%	\$0.00	\$1,129,205.50	\$1,599,070.00	100.0%
2008	\$1,761,824.96	\$238,444.20	\$469,477.76	26.6%	\$25,973.00	\$1,027,930.00	\$1,761,824.96	100.0%
2009	\$1,676,147.00	\$258,624.00	\$575,388.41	34.3%	\$449,818.69	\$392,315.90	\$1,676,147.00	100.0%
2010	\$1,671,260.00	\$253,413.70	\$445,000.00	26.6%	\$859,378.37	\$113,467.93	\$1,671,260.00	100.0%
2011	\$1,504,745.00	\$247,743.70	\$802,501.30	53.3%	\$250,000.00	\$204,500.00	\$1,504,745.00	100.0%
2012	\$995,134.00	\$149,269.40	\$260,000.00	26.1%	\$508,896.35	\$76,968.25	\$995,134.00	100.0%
2013	\$1,000,453.00	\$130,045.30	\$664,884.34	66.4%	\$179,784.35	\$25,739.01	\$1,000,453.00	100.0%
2014	\$1,114,833.00	\$165,342.30	\$727,170.95	65.2%	\$222,319.75	\$0.00	\$1,114,833.00	100.0%
2015	\$1,041,188.00	\$144,118.80	\$157,500.00	15.1%	\$474,615.24	\$264,953.96	\$1,041,188.00	100.0%
2016	\$1,125,701.00	\$142,570.10	\$492,049.00	43.7%	\$434,598.90	\$56,483.00	\$1,125,701.00	100.0%
2017	\$1,157,197.00	\$160,719.70	\$255,981.84	22.1%	\$664,250.89	\$76,244.57	\$1,157,197.00	100.0%
2018	\$1,684,900.00	\$168,490.00	\$486,743.00	28.8%	\$1,029,667.00	\$0.00	\$1,684,900.00	100.0%
2019	\$1,509,922.00	\$200,992.20	\$465,699.80	30.8%	\$843,230.00	\$0.00	\$1,509,922.00	100.0%
2020	\$1,669,965.00	\$166,996.50	\$0.00	0.0%	\$1,252,421.85	\$0.00	\$1,419,418.35	84.9%
2021	\$1,662,483.00	\$196,248.00	\$300,000.00	18.0%	\$649,839.84	\$0.00	\$1,146,087.84	68.9%
2022	\$1,838,302.00	\$263,830.20	\$70,000.30	3.8%	\$1,200,016.00	\$0.00	\$1,533,846.50	83.4%
2023	\$1,774,805.00	\$257,480.50	\$399,999.70	22.5%	\$355,447.65	\$0.00	\$1,012,927.85	57.0%



U.S. Department of Housing and Urban Development  
Office of Community Planning and Development  
Integrated Disbursement and Information System  
Status of HOME Grants  
LAKE COUNTY CONSORTIUM

DATE: 07-09-25  
TIME: 14:09  
PAGE: 2

IDIS - PR27

Fiscal Year	Total Authorization	Admin/CHDO OP Authorization	CR/CL/CC – Amount Committed to CHDOS	% CHDO Cmdt	SU Funds-Subgrants to Other Entities	EN Funds-PJ Committed to Activities	Total Authorized Commitments	% of Auth Cmdt
2024	\$1,450,501.00	\$205,050.10	\$0.00	0.0%	\$513,991.00	\$0.00	\$719,041.10	49.5%
Total	\$47,110,750.96	\$6,325,096.28	\$11,451,882.82	24.3%	\$9,914,248.88	\$16,854,788.62	\$44,546,016.60	94.5%



U.S. Department of Housing and Urban Development  
Office of Community Planning and Development  
Integrated Disbursement and Information System  
Status of HOME Grants  
LAKE COUNTY CONSORTIUM

DATE: 07-09-25  
TIME: 14:09  
PAGE: 3

IDIS - PR27

Program Income (PI)

Program Year	Total Receipts	Amount Suballocated to PA	Amount Committed to Activities	% Committed	Net Disbursed	Disbursed Pending Approval	Total Disbursed	% Disbursed
1992	\$0.00	N/A	\$0.00	0.0%	\$0.00	\$0.00	\$0.00	0.0%
1993	\$0.00	N/A	\$0.00	0.0%	\$0.00	\$0.00	\$0.00	0.0%
1994	\$0.00	N/A	\$0.00	0.0%	\$0.00	\$0.00	\$0.00	0.0%
1995	\$0.00	N/A	\$0.00	0.0%	\$0.00	\$0.00	\$0.00	0.0%
1996	\$0.00	N/A	\$0.00	0.0%	\$0.00	\$0.00	\$0.00	0.0%
1997	\$371,150.46	N/A	\$371,150.46	100.0%	\$371,150.46	\$0.00	\$371,150.46	100.0%
1998	\$123,883.56	N/A	\$123,883.56	100.0%	\$123,883.56	\$0.00	\$123,883.56	100.0%
1999	\$125,857.74	N/A	\$125,857.74	100.0%	\$125,857.74	\$0.00	\$125,857.74	100.0%
2000	\$257,359.35	N/A	\$257,359.35	100.0%	\$257,359.35	\$0.00	\$257,359.35	100.0%
2001	\$148,904.81	N/A	\$148,904.81	100.0%	\$148,904.81	\$0.00	\$148,904.81	100.0%
2002	\$107,976.60	N/A	\$107,976.60	100.0%	\$107,976.60	\$0.00	\$107,976.60	100.0%
2003	\$100,151.46	N/A	\$100,151.46	100.0%	\$100,151.46	\$0.00	\$100,151.46	100.0%
2004	\$170,007.13	N/A	\$170,007.13	100.0%	\$170,007.13	\$0.00	\$170,007.13	100.0%
2005	\$511,791.61	N/A	\$511,791.61	100.0%	\$511,791.61	\$0.00	\$511,791.61	100.0%
2006	\$242,558.78	N/A	\$242,558.78	100.0%	\$242,558.78	\$0.00	\$242,558.78	100.0%
2007	\$479,993.18	N/A	\$479,993.18	100.0%	\$479,993.18	\$0.00	\$479,993.18	100.0%
2008	\$126,990.90	N/A	\$126,990.90	100.0%	\$126,990.90	\$0.00	\$126,990.90	100.0%
2009	\$72,023.00	N/A	\$72,023.00	100.0%	\$72,023.00	\$0.00	\$72,023.00	100.0%
2010	\$27,247.02	N/A	\$27,247.02	100.0%	\$27,247.02	\$0.00	\$27,247.02	100.0%
2011	\$220,331.98	N/A	\$220,331.98	100.0%	\$220,331.98	\$0.00	\$220,331.98	100.0%
2012	\$46,308.75	\$0.00	\$46,308.75	100.0%	\$46,308.75	\$0.00	\$46,308.75	100.0%
2013	\$45,779.96	\$0.00	\$45,779.96	100.0%	\$45,779.96	\$0.00	\$45,779.96	100.0%
2014	\$28,290.06	\$0.00	\$28,290.06	100.0%	\$28,290.06	\$0.00	\$28,290.06	100.0%
2015	\$46,181.32	\$4,618.13	\$41,563.19	100.0%	\$41,563.19	\$0.00	\$41,563.19	100.0%
2016	\$45,549.00	\$4,554.90	\$40,994.10	100.0%	\$40,994.10	\$0.00	\$40,994.10	100.0%
2017	\$175,528.94	\$17,552.89	\$157,976.05	100.0%	\$157,976.05	\$0.00	\$157,976.05	100.0%
2018	\$96,340.66	\$9,529.90	\$86,810.76	99.9%	\$86,810.76	\$0.00	\$86,810.76	99.9%
2019	\$117,111.20	\$34.60	\$117,076.60	100.0%	\$117,076.60	\$0.00	\$117,076.60	100.0%
2020	\$65,376.50	\$0.00	\$65,376.50	100.0%	\$65,376.50	\$0.00	\$65,376.50	100.0%
2021	\$602,802.88	\$0.00	\$602,802.88	100.0%	\$602,802.88	\$0.00	\$602,802.88	100.0%
2022	\$6,499.66	\$0.00	\$6,499.66	100.0%	\$6,499.66	\$0.00	\$6,499.66	100.0%
2023	\$6,499.66	\$0.00	\$6,499.66	100.0%	\$6,499.66	\$0.00	\$6,499.66	100.0%
2024	\$91,008.00	\$0.00	\$0.00	0.0%	\$0.00	\$0.00	\$0.00	0.0%



U.S. Department of Housing and Urban Development  
Office of Community Planning and Development  
Integrated Disbursement and Information System  
Status of HOME Grants  
LAKE COUNTY CONSORTIUM

DATE: 07-09-25  
TIME: 14:09  
PAGE: 4

IDIS - PR27

Program Year	Total Receipts	Amount Suballocated to PA	Amount Committed to Activities	% Committed	Net Disbursed	Disbursed Pending Approval	Total Disbursed	% Disbursed
Total	\$4,459,504.17	\$36,290.42	\$4,332,205.75	97.9%	\$4,332,205.75	\$0.00	\$4,332,205.75	97.9%



U.S. Department of Housing and Urban Development  
Office of Community Planning and Development  
Integrated Disbursement and Information System  
Status of HOME Grants  
LAKE COUNTY CONSORTIUM

DATE: 07-09-25  
TIME: 14:09  
PAGE: 5

IDIS - PR27

Program Income for Administration (PA)

Program Year	Authorized Amount	Amount Committed to Activities	% Committed	Net Disbursed	Disbursed Pending Approval	Total Disbursed	% Disbursed
2012	\$0.00	\$0.00	0.0%	\$0.00	\$0.00	\$0.00	0.0%
2013	\$0.00	\$0.00	0.0%	\$0.00	\$0.00	\$0.00	0.0%
2014	\$0.00	\$0.00	0.0%	\$0.00	\$0.00	\$0.00	0.0%
2015	\$4,618.13	\$4,618.13	100.0%	\$4,618.13	\$0.00	\$4,618.13	100.0%
2016	\$4,554.90	\$4,554.90	100.0%	\$4,554.90	\$0.00	\$4,554.90	100.0%
2017	\$17,552.89	\$17,552.89	100.0%	\$17,552.89	\$0.00	\$17,552.89	100.0%
2018	\$9,529.90	\$9,529.90	100.0%	\$9,529.90	\$0.00	\$9,529.90	100.0%
2019	\$34.60	\$34.60	100.0%	\$34.60	\$0.00	\$34.60	100.0%
2020	\$0.00	\$0.00	0.0%	\$0.00	\$0.00	\$0.00	0.0%
2021	\$0.00	\$0.00	0.0%	\$0.00	\$0.00	\$0.00	0.0%
2022	\$0.00	\$0.00	0.0%	\$0.00	\$0.00	\$0.00	0.0%
2023	\$0.00	\$0.00	0.0%	\$0.00	\$0.00	\$0.00	0.0%
2024	\$0.00	\$0.00	0.0%	\$0.00	\$0.00	\$0.00	0.0%
<b>Total</b>	<b>\$36,290.42</b>	<b>\$36,290.42</b>	<b>100.0%</b>	<b>\$36,290.42</b>	<b>\$0.00</b>	<b>\$36,290.42</b>	<b>100.0%</b>



U.S. Department of Housing and Urban Development  
Office of Community Planning and Development  
Integrated Disbursement and Information System  
Status of HOME Grants  
LAKE COUNTY CONSORTIUM

DATE: 07-09-25  
TIME: 14:09  
PAGE: 6

IDIS - PR27

Recaptured Homebuyer Funds (HP)

Program Year	Total Receipts	Amount Committed to Activities	% Committed	Net Disbursed	Disbursed Pending Approval	Total Disbursed	% Disbursed
2015	\$23,043.76	\$23,043.76	100.0%	\$23,043.76	\$0.00	\$23,043.76	100.0%
2016	\$17,816.50	\$17,816.50	100.0%	\$17,816.50	\$0.00	\$17,816.50	100.0%
2017	\$19,700.00	\$19,700.00	100.0%	\$19,700.00	\$0.00	\$19,700.00	100.0%
2018	\$7,800.00	\$7,800.00	100.0%	\$7,800.00	\$0.00	\$7,800.00	100.0%
2019	\$16,374.80	\$16,374.80	100.0%	\$16,374.80	\$0.00	\$16,374.80	100.0%
2020	\$35,357.69	\$20,312.00	57.4%	\$20,312.00	\$0.00	\$20,312.00	57.4%
2021	\$21,683.75	\$0.00	0.0%	\$0.00	\$0.00	\$0.00	0.0%
2022	\$25,317.00	\$0.00	0.0%	\$0.00	\$0.00	\$0.00	0.0%
2023	\$4,347.50	\$0.00	0.0%	\$0.00	\$0.00	\$0.00	0.0%
2024	\$76,948.59	\$0.00	0.0%	\$0.00	\$0.00	\$0.00	0.0%
<b>Total</b>	<b>\$248,389.59</b>	<b>\$105,047.06</b>	<b>42.2%</b>	<b>\$105,047.06</b>	<b>\$0.00</b>	<b>\$105,047.06</b>	<b>42.2%</b>





U.S. Department of Housing and Urban Development  
Office of Community Planning and Development  
Integrated Disbursement and Information System  
Status of HOME Grants  
LAKE COUNTY CONSORTIUM

DATE: 07-09-25  
TIME: 14:09  
PAGE: 7

IDIS - PR27

Repayments to Local Account (IU)

Program Year	Total Receipts	Amount Committed to Activities	% Committed	Net Disbursed	Disbursed Pending Approval	Total Disbursed	% Disbursed
2015	\$65,000.00	\$65,000.00	100.0%	\$65,000.00	\$0.00	\$65,000.00	100.0%
2016	\$0.00	\$0.00	0.0%	\$0.00	\$0.00	\$0.00	0.0%
2017	\$69,011.44	\$69,011.44	100.0%	\$69,011.44	\$0.00	\$69,011.44	100.0%
2018	\$0.00	\$0.00	0.0%	\$0.00	\$0.00	\$0.00	0.0%
2019	\$0.00	\$0.00	0.0%	\$0.00	\$0.00	\$0.00	0.0%
2020	\$0.00	\$0.00	0.0%	\$0.00	\$0.00	\$0.00	0.0%
2021	\$0.00	\$0.00	0.0%	\$0.00	\$0.00	\$0.00	0.0%
2022	\$0.00	\$0.00	0.0%	\$0.00	\$0.00	\$0.00	0.0%
2023	\$179,688.00	\$179,688.00	100.0%	\$179,688.00	\$0.00	\$179,688.00	100.0%
2024	\$0.00	\$0.00	0.0%	\$0.00	\$0.00	\$0.00	0.0%
<b>Total</b>	<b>\$313,699.44</b>	<b>\$313,699.44</b>	<b>100.0%</b>	<b>\$313,699.44</b>	<b>\$0.00</b>	<b>\$313,699.44</b>	<b>100.0%</b>



U.S. Department of Housing and Urban Development  
Office of Community Planning and Development  
Integrated Disbursement and Information System  
Status of HOME Grants  
LAKE COUNTY CONSORTIUM

DATE: 07-09-25  
TIME: 14:09  
PAGE: 8

IDIS - PR27

Disbursements from Treasury Account

Fiscal Year	Total Authorization	Disbursed	Returned	Net Disbursed	Disbursed Pending Approval	Total Disbursed	% Disb	Available to Disburse
1992	\$1,283,000.00	\$1,283,000.00	\$0.00	\$1,283,000.00	\$0.00	\$1,283,000.00	100.0%	\$0.00
1993	\$847,000.00	\$847,000.00	\$0.00	\$847,000.00	\$0.00	\$847,000.00	100.0%	\$0.00
1994	\$1,208,000.00	\$1,208,000.00	\$0.00	\$1,208,000.00	\$0.00	\$1,208,000.00	100.0%	\$0.00
1995	\$1,298,000.00	\$1,298,000.00	\$0.00	\$1,298,000.00	\$0.00	\$1,298,000.00	100.0%	\$0.00
1996	\$1,198,000.00	\$1,198,000.00	\$0.00	\$1,198,000.00	\$0.00	\$1,198,000.00	100.0%	\$0.00
1997	\$1,180,000.00	\$1,180,000.00	\$0.00	\$1,180,000.00	\$0.00	\$1,180,000.00	100.0%	\$0.00
1998	\$1,248,000.00	\$1,248,000.00	\$0.00	\$1,248,000.00	\$0.00	\$1,248,000.00	100.0%	\$0.00
1999	\$1,349,000.00	\$1,349,000.00	\$0.00	\$1,349,000.00	\$0.00	\$1,349,000.00	100.0%	\$0.00
2000	\$1,220,000.00	\$1,323,720.23	(\$103,720.23)	\$1,220,000.00	\$0.00	\$1,220,000.00	100.0%	\$0.00
2001	\$1,506,000.00	\$1,506,000.00	\$0.00	\$1,506,000.00	\$0.00	\$1,506,000.00	100.0%	\$0.00
2002	\$1,510,000.00	\$1,510,000.00	\$0.00	\$1,510,000.00	\$0.00	\$1,510,000.00	100.0%	\$0.00
2003	\$1,747,850.00	\$1,747,850.00	\$0.00	\$1,747,850.00	\$0.00	\$1,747,850.00	100.0%	\$0.00
2004	\$1,948,573.00	\$1,948,573.00	\$0.00	\$1,948,573.00	\$0.00	\$1,948,573.00	100.0%	\$0.00
2005	\$1,732,356.00	\$1,732,356.00	\$0.00	\$1,732,356.00	\$0.00	\$1,732,356.00	100.0%	\$0.00
2006	\$1,596,541.00	\$1,596,541.00	\$0.00	\$1,596,541.00	\$0.00	\$1,596,541.00	100.0%	\$0.00
2007	\$1,599,070.00	\$1,599,070.00	\$0.00	\$1,599,070.00	\$0.00	\$1,599,070.00	100.0%	\$0.00
2008	\$1,761,824.96	\$1,761,824.96	\$0.00	\$1,761,824.96	\$0.00	\$1,761,824.96	100.0%	\$0.00
2009	\$1,676,147.00	\$1,676,147.00	\$0.00	\$1,676,147.00	\$0.00	\$1,676,147.00	100.0%	\$0.00
2010	\$1,671,260.00	\$1,726,260.00	(\$55,000.00)	\$1,671,260.00	\$0.00	\$1,671,260.00	100.0%	\$0.00
2011	\$1,504,745.00	\$1,512,747.50	(\$8,002.50)	\$1,504,745.00	\$0.00	\$1,504,745.00	100.0%	\$0.00
2012	\$995,134.00	\$995,134.00	\$0.00	\$995,134.00	\$0.00	\$995,134.00	100.0%	\$0.00
2013	\$1,000,453.00	\$1,000,453.00	\$0.00	\$1,000,453.00	\$0.00	\$1,000,453.00	100.0%	\$0.00
2014	\$1,114,833.00	\$1,114,833.00	\$0.00	\$1,114,833.00	\$0.00	\$1,114,833.00	100.0%	\$0.00
2015	\$1,041,188.00	\$1,041,188.00	\$0.00	\$1,041,188.00	\$0.00	\$1,041,188.00	100.0%	\$0.00
2016	\$1,125,701.00	\$1,125,701.00	\$0.00	\$1,125,701.00	\$0.00	\$1,125,701.00	100.0%	\$0.00
2017	\$1,157,197.00	\$1,157,197.00	\$0.00	\$1,157,197.00	\$0.00	\$1,157,197.00	100.0%	\$0.00
2018	\$1,684,900.00	\$1,684,900.00	\$0.00	\$1,684,900.00	\$0.00	\$1,684,900.00	100.0%	\$0.00
2019	\$1,509,922.00	\$1,505,422.00	\$0.00	\$1,505,422.00	\$0.00	\$1,505,422.00	99.7%	\$4,500.00
2020	\$1,669,965.00	\$1,342,465.80	\$0.00	\$1,342,465.80	\$0.00	\$1,342,465.80	80.3%	\$327,499.20
2021	\$1,662,483.00	\$1,143,418.34	\$0.00	\$1,143,418.34	\$0.00	\$1,143,418.34	68.7%	\$519,064.66
2022	\$1,838,302.00	\$1,515,955.68	\$0.00	\$1,515,955.68	\$0.00	\$1,515,955.68	82.4%	\$322,346.32
2023	\$1,774,805.00	\$680,743.75	\$0.00	\$680,743.75	\$5,886.90	\$686,630.65	38.6%	\$1,088,174.35
2024	\$1,450,501.00	\$254,718.87	\$0.00	\$254,718.87	\$191,621.95	\$446,340.82	30.7%	\$1,004,160.18



U.S. Department of Housing and Urban Development  
Office of Community Planning and Development  
Integrated Disbursement and Information System  
Status of HOME Grants  
LAKE COUNTY CONSORTIUM

DATE: 07-09-25  
TIME: 14:09  
PAGE: 9

IDIS - PR27

Fiscal Year	Total Authorization	Disbursed	Returned	Net Disbursed	Disbursed Pending Approval	Total Disbursed	% Disb	Available to Disburse
Total	\$47,110,750.96	\$43,814,220.13	(\$166,722.73)	\$43,647,497.40	\$197,508.85	\$43,845,006.25	93.0%	\$3,265,744.71



U.S. Department of Housing and Urban Development  
Office of Community Planning and Development  
Integrated Disbursement and Information System  
Status of HOME Grants  
LAKE COUNTY CONSORTIUM

DATE: 07-09-25  
TIME: 14:09  
PAGE: 10

IDIS - PR27

Home Activities Commitments/Disbursements from Treasury Account

Fiscal Year	Authorized for Activities	Amount Committed to Activities	% Cmt'd	Disbursed	Returned	Net Disbursed	% Net Disb	Disbursed Pending Approval	Total Disbursed	% Disb
1992	\$1,168,850.00	\$1,168,850.00	100.0%	\$1,168,850.00	\$0.00	\$1,168,850.00	100.0%	\$0.00	\$1,168,850.00	100.0%
1993	\$730,800.00	\$730,800.00	100.0%	\$730,800.00	\$0.00	\$730,800.00	100.0%	\$0.00	\$730,800.00	100.0%
1994	\$1,026,800.00	\$1,026,800.00	100.0%	\$1,026,800.00	\$0.00	\$1,026,800.00	100.0%	\$0.00	\$1,026,800.00	100.0%
1995	\$1,149,605.12	\$1,149,605.12	100.0%	\$1,149,605.12	\$0.00	\$1,149,605.12	100.0%	\$0.00	\$1,149,605.12	100.0%
1996	\$1,167,593.00	\$1,167,593.00	100.0%	\$1,167,593.00	\$0.00	\$1,167,593.00	100.0%	\$0.00	\$1,167,593.00	100.0%
1997	\$1,003,000.00	\$1,003,000.00	100.0%	\$1,003,000.00	\$0.00	\$1,003,000.00	100.0%	\$0.00	\$1,003,000.00	100.0%
1998	\$1,061,250.00	\$1,061,250.00	100.0%	\$1,061,250.00	\$0.00	\$1,061,250.00	100.0%	\$0.00	\$1,061,250.00	100.0%
1999	\$1,169,100.00	\$1,169,100.00	100.0%	\$1,169,100.00	\$0.00	\$1,169,100.00	100.0%	\$0.00	\$1,169,100.00	100.0%
2000	\$1,048,000.00	\$1,048,000.00	100.0%	\$1,151,720.23	(\$103,720.23)	\$1,048,000.00	100.0%	\$0.00	\$1,048,000.00	100.0%
2001	\$1,289,400.00	\$1,289,400.00	100.0%	\$1,289,400.00	\$0.00	\$1,289,400.00	100.0%	\$0.00	\$1,289,400.00	100.0%
2002	\$1,309,000.00	\$1,309,000.00	100.0%	\$1,309,000.00	\$0.00	\$1,309,000.00	100.0%	\$0.00	\$1,309,000.00	100.0%
2003	\$1,485,673.00	\$1,485,673.00	100.0%	\$1,485,673.00	\$0.00	\$1,485,673.00	100.0%	\$0.00	\$1,485,673.00	100.0%
2004	\$1,678,223.00	\$1,678,223.00	100.0%	\$1,678,223.00	\$0.00	\$1,678,223.00	100.0%	\$0.00	\$1,678,223.00	100.0%
2005	\$1,482,252.00	\$1,482,252.00	100.0%	\$1,482,252.00	\$0.00	\$1,482,252.00	100.0%	\$0.00	\$1,482,252.00	100.0%
2006	\$1,361,925.10	\$1,361,925.10	100.0%	\$1,361,925.10	\$0.00	\$1,361,925.10	100.0%	\$0.00	\$1,361,925.10	100.0%
2007	\$1,364,201.20	\$1,364,201.20	100.0%	\$1,364,201.20	\$0.00	\$1,364,201.20	100.0%	\$0.00	\$1,364,201.20	100.0%
2008	\$1,523,380.76	\$1,523,380.76	100.0%	\$1,523,380.76	\$0.00	\$1,523,380.76	100.0%	\$0.00	\$1,523,380.76	100.0%
2009	\$1,417,523.00	\$1,417,523.00	100.0%	\$1,417,523.00	\$0.00	\$1,417,523.00	100.0%	\$0.00	\$1,417,523.00	100.0%
2010	\$1,417,846.30	\$1,417,846.30	100.0%	\$1,472,846.30	(\$55,000.00)	\$1,417,846.30	100.0%	\$0.00	\$1,417,846.30	100.0%
2011	\$1,257,001.30	\$1,257,001.30	100.0%	\$1,265,003.80	(\$8,002.50)	\$1,257,001.30	100.0%	\$0.00	\$1,257,001.30	100.0%
2012	\$845,864.60	\$845,864.60	100.0%	\$845,864.60	\$0.00	\$845,864.60	100.0%	\$0.00	\$845,864.60	100.0%
2013	\$870,407.70	\$870,407.70	100.0%	\$870,407.70	\$0.00	\$870,407.70	100.0%	\$0.00	\$870,407.70	100.0%
2014	\$949,490.70	\$949,490.70	100.0%	\$949,490.70	\$0.00	\$949,490.70	100.0%	\$0.00	\$949,490.70	100.0%
2015	\$897,069.20	\$897,069.20	100.0%	\$897,069.20	\$0.00	\$897,069.20	100.0%	\$0.00	\$897,069.20	100.0%
2016	\$983,130.90	\$983,130.90	100.0%	\$983,130.90	\$0.00	\$983,130.90	100.0%	\$0.00	\$983,130.90	100.0%
2017	\$996,477.30	\$996,477.30	100.0%	\$996,477.30	\$0.00	\$996,477.30	100.0%	\$0.00	\$996,477.30	100.0%
2018	\$1,516,410.00	\$1,516,410.00	100.0%	\$1,516,410.00	\$0.00	\$1,516,410.00	100.0%	\$0.00	\$1,516,410.00	100.0%
2019	\$1,308,929.80	\$1,308,929.80	100.0%	\$1,304,429.80	\$0.00	\$1,304,429.80	99.7%	\$0.00	\$1,304,429.80	99.7%
2020	\$1,502,968.50	\$1,175,469.30	78.2%	\$1,175,469.30	\$0.00	\$1,175,469.30	78.2%	\$0.00	\$1,175,469.30	78.2%
2021	\$1,466,235.00	\$947,170.34	64.6%	\$947,170.34	\$0.00	\$947,170.34	64.6%	\$0.00	\$947,170.34	64.6%
2022	\$1,574,471.80	\$1,270,016.30	80.7%	\$1,270,016.30	\$0.00	\$1,270,016.30	80.7%	\$0.00	\$1,270,016.30	80.7%
2023	\$1,517,324.50	\$631,130.65	41.6%	\$600,743.75	\$0.00	\$600,743.75	39.6%	\$5,886.90	\$606,630.65	40.0%



U.S. Department of Housing and Urban Development  
Office of Community Planning and Development  
Integrated Disbursement and Information System  
Status of HOME Grants  
LAKE COUNTY CONSORTIUM

DATE: 07-09-25  
TIME: 14:09  
PAGE: 11

IDIS - PR27

Fiscal Year	Authorized for Activities	Amount Committed to Activities	% Cmtd	Disbursed	Returned	Net Disbursed	% Net Disb	Disbursed Pending Approval	Total Disbursed	% Disb
2024	\$1,245,450.90	\$356,590.56	28.6%	\$150,286.56	\$0.00	\$150,286.56	12.1%	\$191,621.95	\$341,908.51	27.5%
Total	\$40,785,654.68	\$37,859,581.13	92.8%	\$37,785,112.96	(\$166,722.73)	\$37,618,390.23	92.2%	\$197,508.85	\$37,815,899.08	92.7%



U.S. Department of Housing and Urban Development  
Office of Community Planning and Development  
Integrated Disbursement and Information System  
Status of HOME Grants  
LAKE COUNTY CONSORTIUM

DATE: 07-09-25  
TIME: 14:09  
PAGE: 12

IDIS - PR27

Administrative Funds (AD)

Fiscal Year	Authorized Amount	Amount Committed	% Auth Cmtd	Balance to Commit	Total Disbursed	% Auth Disb	Available to Disburse
1992	\$64,150.00	\$64,150.00	100.0%	\$0.00	\$64,150.00	100.0%	\$0.00
1993	\$84,700.00	\$84,700.00	100.0%	\$0.00	\$84,700.00	100.0%	\$0.00
1994	\$120,800.00	\$120,800.00	100.0%	\$0.00	\$120,800.00	100.0%	\$0.00
1995	\$83,494.88	\$83,494.88	100.0%	\$0.00	\$83,494.88	100.0%	\$0.00
1996	\$0.00	\$0.00	0.0%	\$0.00	\$0.00	0.0%	\$0.00
1997	\$118,000.00	\$118,000.00	100.0%	\$0.00	\$118,000.00	100.0%	\$0.00
1998	\$124,500.00	\$124,500.00	100.0%	\$0.00	\$124,500.00	100.0%	\$0.00
1999	\$134,900.00	\$134,900.00	100.0%	\$0.00	\$134,900.00	100.0%	\$0.00
2000	\$122,000.00	\$122,000.00	100.0%	\$0.00	\$122,000.00	100.0%	\$0.00
2001	\$150,600.00	\$150,600.00	100.0%	\$0.00	\$150,600.00	100.0%	\$0.00
2002	\$151,000.00	\$151,000.00	100.0%	\$0.00	\$151,000.00	100.0%	\$0.00
2003	\$174,785.00	\$174,785.00	100.0%	\$0.00	\$174,785.00	100.0%	\$0.00
2004	\$183,459.00	\$183,459.00	100.0%	\$0.00	\$183,459.00	100.0%	\$0.00
2005	\$166,736.00	\$166,736.00	100.0%	\$0.00	\$166,736.00	100.0%	\$0.00
2006	\$156,410.90	\$156,410.90	100.0%	\$0.00	\$156,410.90	100.0%	\$0.00
2007	\$156,663.80	\$156,663.80	100.0%	\$0.00	\$156,663.80	100.0%	\$0.00
2008	\$163,198.20	\$163,198.20	100.0%	\$0.00	\$163,198.20	100.0%	\$0.00
2009	\$174,817.00	\$174,817.00	100.0%	\$0.00	\$174,817.00	100.0%	\$0.00
2010	\$169,850.70	\$169,850.70	100.0%	\$0.00	\$169,850.70	100.0%	\$0.00
2011	\$172,507.70	\$172,507.70	100.0%	\$0.00	\$172,507.70	100.0%	\$0.00
2012	\$99,513.40	\$99,513.40	100.0%	\$0.00	\$99,513.40	100.0%	\$0.00
2013	\$100,045.30	\$100,045.30	100.0%	\$0.00	\$100,045.30	100.0%	\$0.00
2014	\$111,483.30	\$111,483.30	100.0%	\$0.00	\$111,483.30	100.0%	\$0.00
2015	\$104,118.80	\$104,118.80	100.0%	\$0.00	\$104,118.80	100.0%	\$0.00
2016	\$112,570.10	\$112,570.10	100.0%	\$0.00	\$112,570.10	100.0%	\$0.00
2017	\$115,719.70	\$115,719.70	100.0%	\$0.00	\$115,719.70	100.0%	\$0.00
2018	\$168,490.00	\$168,490.00	100.0%	\$0.00	\$168,490.00	100.0%	\$0.00
2019	\$150,992.20	\$150,992.20	100.0%	\$0.00	\$150,992.20	100.0%	\$0.00
2020	\$166,996.50	\$166,996.50	100.0%	\$0.00	\$166,996.50	100.0%	\$0.00
2021	\$166,248.00	\$166,248.00	100.0%	\$0.00	\$166,248.00	100.0%	\$0.00
2022	\$183,830.20	\$183,830.20	100.0%	\$0.00	\$165,939.38	90.2%	\$17,890.82
2023	\$177,480.50	\$0.00	0.0%	\$177,480.50	\$0.00	0.0%	\$177,480.50
2024	\$145,050.10	\$145,050.10	100.0%	\$0.00	\$44,432.31	30.6%	\$100,617.79



U.S. Department of Housing and Urban Development  
Office of Community Planning and Development  
Integrated Disbursement and Information System  
Status of HOME Grants  
LAKE COUNTY CONSORTIUM

DATE: 07-09-25  
TIME: 14:09  
PAGE: 13

IDIS - PR27

Fiscal Year	Authorized Amount	Amount Committed	% Auth Cmtd	Balance to Commit	Total Disbursed	% Auth Disb	Available to Disburse
Total	\$4,475,111.28	\$4,297,630.78	96.0%	\$177,480.50	\$4,179,122.17	93.3%	\$295,989.11



U.S. Department of Housing and Urban Development  
Office of Community Planning and Development  
Integrated Disbursement and Information System  
Status of HOME Grants  
LAKE COUNTY CONSORTIUM

DATE: 07-09-25  
TIME: 14:09  
PAGE: 14

IDIS - PR27

CHDO Operating Funds (CO)

Fiscal Year	Authorized Amount	Amount Committed	% Auth Cmtd	Balance to Commit	Total Disbursed	% Auth Disb	Available to Disburse
1992	\$50,000.00	\$50,000.00	100.0%	\$0.00	\$50,000.00	100.0%	\$0.00
1993	\$31,500.00	\$31,500.00	100.0%	\$0.00	\$31,500.00	100.0%	\$0.00
1994	\$60,400.00	\$60,400.00	100.0%	\$0.00	\$60,400.00	100.0%	\$0.00
1995	\$64,900.00	\$64,900.00	100.0%	\$0.00	\$64,900.00	100.0%	\$0.00
1996	\$30,407.00	\$30,407.00	100.0%	\$0.00	\$30,407.00	100.0%	\$0.00
1997	\$59,000.00	\$59,000.00	100.0%	\$0.00	\$59,000.00	100.0%	\$0.00
1998	\$62,250.00	\$62,250.00	100.0%	\$0.00	\$62,250.00	100.0%	\$0.00
1999	\$45,000.00	\$45,000.00	100.0%	\$0.00	\$45,000.00	100.0%	\$0.00
2000	\$50,000.00	\$50,000.00	100.0%	\$0.00	\$50,000.00	100.0%	\$0.00
2001	\$66,000.00	\$66,000.00	100.0%	\$0.00	\$66,000.00	100.0%	\$0.00
2002	\$50,000.00	\$50,000.00	100.0%	\$0.00	\$50,000.00	100.0%	\$0.00
2003	\$87,392.00	\$87,392.00	100.0%	\$0.00	\$87,392.00	100.0%	\$0.00
2004	\$86,891.00	\$86,891.00	100.0%	\$0.00	\$86,891.00	100.0%	\$0.00
2005	\$83,368.00	\$83,368.00	100.0%	\$0.00	\$83,368.00	100.0%	\$0.00
2006	\$78,205.00	\$78,205.00	100.0%	\$0.00	\$78,205.00	100.0%	\$0.00
2007	\$78,205.00	\$78,205.00	100.0%	\$0.00	\$78,205.00	100.0%	\$0.00
2008	\$75,246.00	\$75,246.00	100.0%	\$0.00	\$75,246.00	100.0%	\$0.00
2009	\$83,807.00	\$83,807.00	100.0%	\$0.00	\$83,807.00	100.0%	\$0.00
2010	\$83,563.00	\$83,563.00	100.0%	\$0.00	\$83,563.00	100.0%	\$0.00
2011	\$75,236.00	\$75,236.00	100.0%	\$0.00	\$75,236.00	100.0%	\$0.00
2012	\$49,756.00	\$49,756.00	100.0%	\$0.00	\$49,756.00	100.0%	\$0.00
2013	\$30,000.00	\$30,000.00	100.0%	\$0.00	\$30,000.00	100.0%	\$0.00
2014	\$53,859.00	\$53,859.00	100.0%	\$0.00	\$53,859.00	100.0%	\$0.00
2015	\$40,000.00	\$40,000.00	100.0%	\$0.00	\$40,000.00	100.0%	\$0.00
2016	\$30,000.00	\$30,000.00	100.0%	\$0.00	\$30,000.00	100.0%	\$0.00
2017	\$45,000.00	\$45,000.00	100.0%	\$0.00	\$45,000.00	100.0%	\$0.00
2018	\$0.00	\$0.00	0.0%	\$0.00	\$0.00	0.0%	\$0.00
2019	\$50,000.00	\$50,000.00	100.0%	\$0.00	\$50,000.00	100.0%	\$0.00
2020	\$0.00	\$0.00	0.0%	\$0.00	\$0.00	0.0%	\$0.00
2021	\$30,000.00	\$30,000.00	100.0%	\$0.00	\$30,000.00	100.0%	\$0.00
2022	\$80,000.00	\$80,000.00	100.0%	\$0.00	\$80,000.00	100.0%	\$0.00
2023	\$80,000.00	\$80,000.00	100.0%	\$0.00	\$80,000.00	100.0%	\$0.00
2024	\$60,000.00	\$60,000.00	100.0%	\$0.00	\$60,000.00	100.0%	\$0.00





U.S. Department of Housing and Urban Development  
Office of Community Planning and Development  
Integrated Disbursement and Information System  
Status of HOME Grants  
LAKE COUNTY CONSORTIUM

DATE: 07-09-25  
TIME: 14:09  
PAGE: 15

IDIS - PR27

Fiscal Year	Authorized Amount	Amount Committed	% Auth Cmtd	Balance to Commit	Total Disbursed	% Auth Disb	Available to Disburse
Total	\$1,849,985.00	\$1,849,985.00	100.0%	\$0.00	\$1,849,985.00	100.0%	\$0.00



U.S. Department of Housing and Urban Development  
Office of Community Planning and Development  
Integrated Disbursement and Information System  
Status of HOME Grants  
LAKE COUNTY CONSORTIUM

DATE: 07-09-25  
TIME: 14:09  
PAGE: 16

IDIS - PR27

CHDO Funds (CR)

Fiscal Year	CHDO Requirement	Authorized Amount	Amount Suballocated to CL/CC	Amount Subgranted to CHDOS	Balance to Subgrant	Funds Committed to Activities	% Subg Cmdt	Balance to Commit	Total Disbursed	% Subg Disb	Available to Disburse
1992	\$192,450.00	\$398,380.46	\$0.00	\$398,380.46	\$0.00	\$398,380.46	100.0%	\$0.00	\$398,380.46	100.0%	\$0.00
1993	\$127,050.00	\$351,632.21	\$0.00	\$351,632.21	\$0.00	\$351,632.21	100.0%	\$0.00	\$351,632.21	100.0%	\$0.00
1994	\$181,200.00	\$532,091.52	\$0.00	\$532,091.52	\$0.00	\$532,091.52	100.0%	\$0.00	\$532,091.52	100.0%	\$0.00
1995	\$194,700.00	\$219,316.31	\$0.00	\$219,316.31	\$0.00	\$219,316.31	100.0%	\$0.00	\$219,316.31	100.0%	\$0.00
1996	\$179,700.00	\$270,000.00	\$0.00	\$270,000.00	\$0.00	\$270,000.00	100.0%	\$0.00	\$270,000.00	100.0%	\$0.00
1997	\$177,000.00	\$544,500.00	\$0.00	\$544,500.00	\$0.00	\$544,500.00	100.0%	\$0.00	\$544,500.00	100.0%	\$0.00
1998	\$187,200.00	\$394,658.00	\$0.00	\$394,658.00	\$0.00	\$394,658.00	100.0%	\$0.00	\$394,658.00	100.0%	\$0.00
1999	\$202,350.00	\$202,350.00	\$0.00	\$202,350.00	\$0.00	\$202,350.00	100.0%	\$0.00	\$202,350.00	100.0%	\$0.00
2000	\$183,000.00	\$200,000.00	\$0.00	\$200,000.00	\$0.00	\$200,000.00	100.0%	\$0.00	\$200,000.00	100.0%	\$0.00
2001	\$225,900.00	\$265,000.00	\$0.00	\$265,000.00	\$0.00	\$265,000.00	100.0%	\$0.00	\$265,000.00	100.0%	\$0.00
2002	\$226,500.00	\$226,500.00	\$0.00	\$226,500.00	\$0.00	\$226,500.00	100.0%	\$0.00	\$226,500.00	100.0%	\$0.00
2003	\$262,177.50	\$262,177.50	\$0.00	\$262,177.50	\$0.00	\$262,177.50	100.0%	\$0.00	\$262,177.50	100.0%	\$0.00
2004	\$260,673.15	\$293,164.37	\$0.00	\$293,164.37	\$0.00	\$293,164.37	100.0%	\$0.00	\$293,164.37	100.0%	\$0.00
2005	\$250,104.00	\$250,104.00	\$0.00	\$250,104.00	\$0.00	\$250,104.00	100.0%	\$0.00	\$250,104.00	100.0%	\$0.00
2006	\$234,616.35	\$234,616.35	\$0.00	\$234,616.35	\$0.00	\$234,616.35	100.0%	\$0.00	\$234,616.35	100.0%	\$0.00
2007	\$234,995.70	\$234,995.70	\$0.00	\$234,995.70	\$0.00	\$234,995.70	100.0%	\$0.00	\$234,995.70	100.0%	\$0.00
2008	\$225,748.80	\$469,477.76	\$0.00	\$469,477.76	\$0.00	\$469,477.76	100.0%	\$0.00	\$469,477.76	100.0%	\$0.00
2009	\$251,422.05	\$575,388.41	\$0.00	\$575,388.41	\$0.00	\$575,388.41	100.0%	\$0.00	\$575,388.41	100.0%	\$0.00
2010	\$250,689.00	\$445,000.00	\$0.00	\$445,000.00	\$0.00	\$445,000.00	100.0%	\$0.00	\$445,000.00	100.0%	\$0.00
2011	\$225,711.75	\$802,501.30	\$0.00	\$802,501.30	\$0.00	\$802,501.30	100.0%	\$0.00	\$802,501.30	100.0%	\$0.00
2012	\$149,270.10	\$260,000.00	\$0.00	\$260,000.00	\$0.00	\$260,000.00	100.0%	\$0.00	\$260,000.00	100.0%	\$0.00
2013	\$150,067.95	\$664,884.34	\$0.00	\$664,884.34	\$0.00	\$664,884.34	100.0%	\$0.00	\$664,884.34	100.0%	\$0.00
2014	\$167,224.95	\$727,170.95	\$0.00	\$727,170.95	\$0.00	\$727,170.95	100.0%	\$0.00	\$727,170.95	100.0%	\$0.00
2015	\$156,178.20	\$157,500.00	\$0.00	\$157,500.00	\$0.00	\$157,500.00	100.0%	\$0.00	\$157,500.00	100.0%	\$0.00
2016	\$168,855.15	\$492,049.00	\$31,871.00	\$460,178.00	\$0.00	\$460,178.00	100.0%	\$0.00	\$460,178.00	100.0%	\$0.00
2017	\$173,579.55	\$255,981.84	\$0.00	\$255,981.84	\$0.00	\$255,981.84	100.0%	\$0.00	\$255,981.84	100.0%	\$0.00
2018	\$252,735.00	\$486,743.00	\$0.00	\$486,743.00	\$0.00	\$486,743.00	100.0%	\$0.00	\$486,743.00	100.0%	\$0.00
2019	\$226,488.30	\$465,699.80	\$0.00	\$465,699.80	\$0.00	\$465,699.80	100.0%	\$0.00	\$465,699.80	100.0%	\$0.00
2020	\$250,494.75	\$250,546.65	\$0.00	\$250,546.65	\$0.00	\$0.00	0.0%	\$250,546.65	\$0.00	0.0%	\$250,546.65
2021	\$249,372.45	\$549,372.45	\$0.00	\$300,000.00	\$249,372.45	\$300,000.00	100.0%	\$249,372.45	\$300,000.00	100.0%	\$249,372.45
2022	\$275,745.30	\$345,745.30	\$0.00	\$70,000.30	\$275,745.00	\$70,000.30	100.0%	\$275,745.00	\$70,000.30	100.0%	\$275,745.00
2023	\$266,220.75	\$481,305.45	\$0.00	\$400,000.00	\$81,305.45	\$399,999.70	99.9%	\$81,305.75	\$389,999.70	97.4%	\$91,305.75



U.S. Department of Housing and Urban Development  
Office of Community Planning and Development  
Integrated Disbursement and Information System  
Status of HOME Grants  
LAKE COUNTY CONSORTIUM

DATE: 07-09-25  
TIME: 14:09  
PAGE: 17

IDIS - PR27

Fiscal Year	CHDO Requirement	Authorized Amount	Amount Suballocated to CL/CC	Amount Subgranted to CHDOS	Balance to Subgrant	Funds Committed to Activities	% Subg Cmdt	Balance to Commit	Total Disbursed	% Subg Disb	Available to Disburse
2024	\$217,575.15	\$217,575.15	\$0.00	\$0.00	\$217,575.15	\$0.00	0.0%	\$217,575.15	\$0.00	0.0%	\$217,575.15
Total	\$6,976,995.90	\$12,526,427.82	\$31,871.00	\$11,670,558.77	\$823,998.05	\$11,420,011.82	97.8%	\$1,074,545.00	\$11,410,011.82	97.7%	\$1,084,545.00



U.S. Department of Housing and Urban Development  
Office of Community Planning and Development  
Integrated Disbursement and Information System  
Status of HOME Grants  
LAKE COUNTY CONSORTIUM

DATE: 07-09-25  
TIME: 14:09  
PAGE: 18

IDIS - PR27

CHDO Loans (CL)

Fiscal Year	Authorized Amount	Amount Subgranted	Amount Committed	% Auth Cmtd	Balance to Commit	Total Disbursed	% Auth Disb	Available to Disburse
1992	\$0.00	\$0.00	\$0.00	0.0%	\$0.00	\$0.00	0.0%	\$0.00
1993	\$0.00	\$0.00	\$0.00	0.0%	\$0.00	\$0.00	0.0%	\$0.00
1994	\$0.00	\$0.00	\$0.00	0.0%	\$0.00	\$0.00	0.0%	\$0.00
1995	\$0.00	\$0.00	\$0.00	0.0%	\$0.00	\$0.00	0.0%	\$0.00
1996	\$0.00	\$0.00	\$0.00	0.0%	\$0.00	\$0.00	0.0%	\$0.00
1997	\$0.00	\$0.00	\$0.00	0.0%	\$0.00	\$0.00	0.0%	\$0.00
1998	\$0.00	\$0.00	\$0.00	0.0%	\$0.00	\$0.00	0.0%	\$0.00
1999	\$0.00	\$0.00	\$0.00	0.0%	\$0.00	\$0.00	0.0%	\$0.00
2000	\$0.00	\$0.00	\$0.00	0.0%	\$0.00	\$0.00	0.0%	\$0.00
2001	\$0.00	\$0.00	\$0.00	0.0%	\$0.00	\$0.00	0.0%	\$0.00
2002	\$0.00	\$0.00	\$0.00	0.0%	\$0.00	\$0.00	0.0%	\$0.00
2003	\$0.00	\$0.00	\$0.00	0.0%	\$0.00	\$0.00	0.0%	\$0.00
2004	\$0.00	\$0.00	\$0.00	0.0%	\$0.00	\$0.00	0.0%	\$0.00
2005	\$0.00	\$0.00	\$0.00	0.0%	\$0.00	\$0.00	0.0%	\$0.00
2006	\$0.00	\$0.00	\$0.00	0.0%	\$0.00	\$0.00	0.0%	\$0.00
2007	\$0.00	\$0.00	\$0.00	0.0%	\$0.00	\$0.00	0.0%	\$0.00
2008	\$0.00	\$0.00	\$0.00	0.0%	\$0.00	\$0.00	0.0%	\$0.00
2009	\$0.00	\$0.00	\$0.00	0.0%	\$0.00	\$0.00	0.0%	\$0.00
2010	\$0.00	\$0.00	\$0.00	0.0%	\$0.00	\$0.00	0.0%	\$0.00
2011	\$0.00	\$0.00	\$0.00	0.0%	\$0.00	\$0.00	0.0%	\$0.00
2012	\$0.00	\$0.00	\$0.00	0.0%	\$0.00	\$0.00	0.0%	\$0.00
2013	\$0.00	\$0.00	\$0.00	0.0%	\$0.00	\$0.00	0.0%	\$0.00
2014	\$0.00	\$0.00	\$0.00	0.0%	\$0.00	\$0.00	0.0%	\$0.00
2015	\$0.00	\$0.00	\$0.00	0.0%	\$0.00	\$0.00	0.0%	\$0.00
2016	\$31,871.00	\$31,871.00	\$31,871.00	100.0%	\$0.00	\$31,871.00	100.0%	\$0.00
2017	\$0.00	\$0.00	\$0.00	0.0%	\$0.00	\$0.00	0.0%	\$0.00
2018	\$0.00	\$0.00	\$0.00	0.0%	\$0.00	\$0.00	0.0%	\$0.00
2019	\$0.00	\$0.00	\$0.00	0.0%	\$0.00	\$0.00	0.0%	\$0.00
2020	\$0.00	\$0.00	\$0.00	0.0%	\$0.00	\$0.00	0.0%	\$0.00
2021	\$0.00	\$0.00	\$0.00	0.0%	\$0.00	\$0.00	0.0%	\$0.00
2022	\$0.00	\$0.00	\$0.00	0.0%	\$0.00	\$0.00	0.0%	\$0.00
2023	\$0.00	\$0.00	\$0.00	0.0%	\$0.00	\$0.00	0.0%	\$0.00
2024	\$0.00	\$0.00	\$0.00	0.0%	\$0.00	\$0.00	0.0%	\$0.00



U.S. Department of Housing and Urban Development  
Office of Community Planning and Development  
Integrated Disbursement and Information System  
Status of HOME Grants  
LAKE COUNTY CONSORTIUM

DATE: 07-09-25  
TIME: 14:09  
PAGE: 19

IDIS - PR27

Fiscal Year	Authorized Amount	Amount Subgranted	Amount Committed	% Auth Cmtd	Balance to Commit	Total Disbursed	% Auth Disb	Available to Disburse
Total	\$31,871.00	\$31,871.00	\$31,871.00	100.0%	\$0.00	\$31,871.00	100.0%	\$0.00



U.S. Department of Housing and Urban Development  
Office of Community Planning and Development  
Integrated Disbursement and Information System  
Status of HOME Grants  
LAKE COUNTY CONSORTIUM

DATE: 07-09-25  
TIME: 14:09  
PAGE: 20

IDIS - PR27

CHDO Capacity (CC)

Fiscal Year	Authorized Amount	Amount Subgranted	Amount Committed	% Auth Cmtd	Balance to Commit	Total Disbursed	% Auth Disb	Available to Disburse
1992	\$0.00	\$0.00	\$0.00	0.0%	\$0.00	\$0.00	0.0%	\$0.00
1993	\$0.00	\$0.00	\$0.00	0.0%	\$0.00	\$0.00	0.0%	\$0.00
1994	\$0.00	\$0.00	\$0.00	0.0%	\$0.00	\$0.00	0.0%	\$0.00
1995	\$0.00	\$0.00	\$0.00	0.0%	\$0.00	\$0.00	0.0%	\$0.00
1996	\$0.00	\$0.00	\$0.00	0.0%	\$0.00	\$0.00	0.0%	\$0.00
1997	\$0.00	\$0.00	\$0.00	0.0%	\$0.00	\$0.00	0.0%	\$0.00
1998	\$0.00	\$0.00	\$0.00	0.0%	\$0.00	\$0.00	0.0%	\$0.00
1999	\$0.00	\$0.00	\$0.00	0.0%	\$0.00	\$0.00	0.0%	\$0.00
2000	\$0.00	\$0.00	\$0.00	0.0%	\$0.00	\$0.00	0.0%	\$0.00
2001	\$0.00	\$0.00	\$0.00	0.0%	\$0.00	\$0.00	0.0%	\$0.00
2002	\$0.00	\$0.00	\$0.00	0.0%	\$0.00	\$0.00	0.0%	\$0.00
2003	\$0.00	\$0.00	\$0.00	0.0%	\$0.00	\$0.00	0.0%	\$0.00
2004	\$0.00	\$0.00	\$0.00	0.0%	\$0.00	\$0.00	0.0%	\$0.00
2005	\$0.00	\$0.00	\$0.00	0.0%	\$0.00	\$0.00	0.0%	\$0.00
2006	\$0.00	\$0.00	\$0.00	0.0%	\$0.00	\$0.00	0.0%	\$0.00
2007	\$0.00	\$0.00	\$0.00	0.0%	\$0.00	\$0.00	0.0%	\$0.00
2008	\$0.00	\$0.00	\$0.00	0.0%	\$0.00	\$0.00	0.0%	\$0.00
2009	\$0.00	\$0.00	\$0.00	0.0%	\$0.00	\$0.00	0.0%	\$0.00
2010	\$0.00	\$0.00	\$0.00	0.0%	\$0.00	\$0.00	0.0%	\$0.00
2011	\$0.00	\$0.00	\$0.00	0.0%	\$0.00	\$0.00	0.0%	\$0.00
2012	\$0.00	\$0.00	\$0.00	0.0%	\$0.00	\$0.00	0.0%	\$0.00
2013	\$0.00	\$0.00	\$0.00	0.0%	\$0.00	\$0.00	0.0%	\$0.00
2014	\$0.00	\$0.00	\$0.00	0.0%	\$0.00	\$0.00	0.0%	\$0.00
2015	\$0.00	\$0.00	\$0.00	0.0%	\$0.00	\$0.00	0.0%	\$0.00
2016	\$0.00	\$0.00	\$0.00	0.0%	\$0.00	\$0.00	0.0%	\$0.00
2017	\$0.00	\$0.00	\$0.00	0.0%	\$0.00	\$0.00	0.0%	\$0.00
2018	\$0.00	\$0.00	\$0.00	0.0%	\$0.00	\$0.00	0.0%	\$0.00
2019	\$0.00	\$0.00	\$0.00	0.0%	\$0.00	\$0.00	0.0%	\$0.00
2020	\$0.00	\$0.00	\$0.00	0.0%	\$0.00	\$0.00	0.0%	\$0.00
2021	\$0.00	\$0.00	\$0.00	0.0%	\$0.00	\$0.00	0.0%	\$0.00
2022	\$0.00	\$0.00	\$0.00	0.0%	\$0.00	\$0.00	0.0%	\$0.00
2023	\$0.00	\$0.00	\$0.00	0.0%	\$0.00	\$0.00	0.0%	\$0.00
2024	\$0.00	\$0.00	\$0.00	0.0%	\$0.00	\$0.00	0.0%	\$0.00



U.S. Department of Housing and Urban Development  
Office of Community Planning and Development  
Integrated Disbursement and Information System  
Status of HOME Grants  
LAKE COUNTY CONSORTIUM

DATE: 07-09-25  
TIME: 14:09  
PAGE: 21

IDIS - PR27

Fiscal Year	Authorized Amount	Amount Subgranted	Amount Committed	% Auth Cmtd	Balance to Commit	Total Disbursed	% Auth Disb	Available to Disburse
Total	\$0.00	\$0.00	\$0.00	0.0%	\$0.00	\$0.00	0.0%	\$0.00



U.S. Department of Housing and Urban Development  
Office of Community Planning and Development  
Integrated Disbursement and Information System  
Status of HOME Grants  
LAKE COUNTY CONSORTIUM

DATE: 07-09-25  
TIME: 14:09  
PAGE: 22

IDIS - PR27

Reservations to State Recipients and Subrecipients (SU)

Fiscal Year	Authorized Amount	Amount Subgranted to Other Entities	Amount Committed	% Auth Cmtd	Balance to Commit	Total Disbursed	% Auth Disb	Available to Disburse
1992	\$0.00	\$0.00	\$0.00	0.0%	\$0.00	\$0.00	0.0%	\$0.00
1993	\$0.00	\$0.00	\$0.00	0.0%	\$0.00	\$0.00	0.0%	\$0.00
1994	\$0.00	\$0.00	\$0.00	0.0%	\$0.00	\$0.00	0.0%	\$0.00
1995	\$0.00	\$0.00	\$0.00	0.0%	\$0.00	\$0.00	0.0%	\$0.00
1996	\$0.00	\$0.00	\$0.00	0.0%	\$0.00	\$0.00	0.0%	\$0.00
1997	\$0.00	\$0.00	\$0.00	0.0%	\$0.00	\$0.00	0.0%	\$0.00
1998	\$0.00	\$0.00	\$0.00	0.0%	\$0.00	\$0.00	0.0%	\$0.00
1999	\$0.00	\$0.00	\$0.00	0.0%	\$0.00	\$0.00	0.0%	\$0.00
2000	\$0.00	\$0.00	\$0.00	0.0%	\$0.00	\$0.00	0.0%	\$0.00
2001	\$0.00	\$0.00	\$0.00	0.0%	\$0.00	\$0.00	0.0%	\$0.00
2002	\$0.00	\$0.00	\$0.00	0.0%	\$0.00	\$0.00	0.0%	\$0.00
2003	\$0.00	\$0.00	\$0.00	0.0%	\$0.00	\$0.00	0.0%	\$0.00
2004	\$0.00	\$0.00	\$0.00	0.0%	\$0.00	\$0.00	0.0%	\$0.00
2005	\$0.00	\$0.00	\$0.00	0.0%	\$0.00	\$0.00	0.0%	\$0.00
2006	\$0.00	\$0.00	\$0.00	0.0%	\$0.00	\$0.00	0.0%	\$0.00
2007	\$0.00	\$0.00	\$0.00	0.0%	\$0.00	\$0.00	0.0%	\$0.00
2008	\$25,973.00	\$25,973.00	\$25,973.00	100.0%	\$0.00	\$25,973.00	100.0%	\$0.00
2009	\$449,818.69	\$449,818.69	\$449,818.69	100.0%	\$0.00	\$449,818.69	100.0%	\$0.00
2010	\$859,378.37	\$859,378.37	\$859,378.37	100.0%	\$0.00	\$859,378.37	100.0%	\$0.00
2011	\$250,000.00	\$250,000.00	\$250,000.00	100.0%	\$0.00	\$250,000.00	100.0%	\$0.00
2012	\$508,896.35	\$508,896.35	\$508,896.35	100.0%	\$0.00	\$508,896.35	100.0%	\$0.00
2013	\$179,784.35	\$179,784.35	\$179,784.35	100.0%	\$0.00	\$179,784.35	100.0%	\$0.00
2014	\$222,319.75	\$222,319.75	\$222,319.75	100.0%	\$0.00	\$222,319.75	100.0%	\$0.00
2015	\$474,615.24	\$474,615.24	\$474,615.24	100.0%	\$0.00	\$474,615.24	100.0%	\$0.00
2016	\$434,598.90	\$434,598.90	\$434,598.90	100.0%	\$0.00	\$434,598.90	100.0%	\$0.00
2017	\$664,250.89	\$664,250.89	\$664,250.89	100.0%	\$0.00	\$664,250.89	100.0%	\$0.00
2018	\$1,029,667.00	\$1,029,667.00	\$1,029,667.00	100.0%	\$0.00	\$1,029,667.00	100.0%	\$0.00
2019	\$843,230.00	\$843,230.00	\$843,230.00	100.0%	\$0.00	\$838,730.00	99.4%	\$4,500.00
2020	\$1,252,421.85	\$1,252,421.85	\$1,175,469.30	93.8%	\$76,952.55	\$1,175,469.30	93.8%	\$76,952.55
2021	\$649,839.84	\$649,839.84	\$647,170.34	99.5%	\$2,669.50	\$647,170.34	99.5%	\$2,669.50
2022	\$1,200,016.00	\$1,200,016.00	\$1,200,016.00	100.0%	\$0.00	\$1,200,016.00	100.0%	\$0.00
2023	\$355,447.65	\$355,447.65	\$231,130.95	65.0%	\$124,316.70	\$216,630.95	60.9%	\$138,816.70
2024	\$513,991.00	\$513,991.00	\$356,590.56	69.3%	\$157,400.44	\$341,908.51	66.5%	\$172,082.49





U.S. Department of Housing and Urban Development  
Office of Community Planning and Development  
Integrated Disbursement and Information System  
Status of HOME Grants  
LAKE COUNTY CONSORTIUM

DATE: 07-09-25  
TIME: 14:09  
PAGE: 23

IDIS - PR27

Fiscal Year	Authorized Amount	Amount Subgranted to Other Entities	Amount Committed	% Auth Cmtd	Balance to Commit	Total Disbursed	% Auth Disb	Available to Disburse
Total	\$9,914,248.88	\$9,914,248.88	\$9,552,909.69	96.3%	\$361,339.19	\$9,519,227.64	96.0%	\$395,021.24



U.S. Department of Housing and Urban Development  
Office of Community Planning and Development  
Integrated Disbursement and Information System  
Status of HOME Grants  
LAKE COUNTY CONSORTIUM

DATE: 07-09-25  
TIME: 14:09  
PAGE: 24

IDIS - PR27

Total Program Funds

Fiscal Year	Total Authorization	Local Account Funds	Committed Amount	Net Disbursed for Activities	Net Disbursed for AD/CO/CB	Net Disbursed	Disbursed Pending Approval	Total Disbursed	Available to Disburse
1992	\$1,283,000.00	\$0.00	\$1,283,000.00	\$1,168,850.00	\$114,150.00	\$1,283,000.00	\$0.00	\$1,283,000.00	\$0.00
1993	\$847,000.00	\$0.00	\$847,000.00	\$730,800.00	\$116,200.00	\$847,000.00	\$0.00	\$847,000.00	\$0.00
1994	\$1,208,000.00	\$0.00	\$1,208,000.00	\$1,026,800.00	\$181,200.00	\$1,208,000.00	\$0.00	\$1,208,000.00	\$0.00
1995	\$1,298,000.00	\$0.00	\$1,298,000.00	\$1,149,605.12	\$148,394.88	\$1,298,000.00	\$0.00	\$1,298,000.00	\$0.00
1996	\$1,198,000.00	\$0.00	\$1,198,000.00	\$1,167,593.00	\$30,407.00	\$1,198,000.00	\$0.00	\$1,198,000.00	\$0.00
1997	\$1,180,000.00	\$371,150.46	\$1,551,150.46	\$1,374,150.46	\$177,000.00	\$1,551,150.46	\$0.00	\$1,551,150.46	\$0.00
1998	\$1,248,000.00	\$123,883.56	\$1,371,883.56	\$1,185,133.56	\$186,750.00	\$1,371,883.56	\$0.00	\$1,371,883.56	\$0.00
1999	\$1,349,000.00	\$125,857.74	\$1,474,857.74	\$1,294,957.74	\$179,900.00	\$1,474,857.74	\$0.00	\$1,474,857.74	\$0.00
2000	\$1,220,000.00	\$257,359.35	\$1,477,359.35	\$1,305,359.35	\$172,000.00	\$1,477,359.35	\$0.00	\$1,477,359.35	\$0.00
2001	\$1,506,000.00	\$148,904.81	\$1,654,904.81	\$1,438,304.81	\$216,600.00	\$1,654,904.81	\$0.00	\$1,654,904.81	\$0.00
2002	\$1,510,000.00	\$107,976.60	\$1,617,976.60	\$1,416,976.60	\$201,000.00	\$1,617,976.60	\$0.00	\$1,617,976.60	\$0.00
2003	\$1,747,850.00	\$100,151.46	\$1,848,001.46	\$1,585,824.46	\$262,177.00	\$1,848,001.46	\$0.00	\$1,848,001.46	\$0.00
2004	\$1,948,573.00	\$170,007.13	\$2,118,580.13	\$1,848,230.13	\$270,350.00	\$2,118,580.13	\$0.00	\$2,118,580.13	\$0.00
2005	\$1,732,356.00	\$511,791.61	\$2,244,147.61	\$1,994,043.61	\$250,104.00	\$2,244,147.61	\$0.00	\$2,244,147.61	\$0.00
2006	\$1,596,541.00	\$242,558.78	\$1,839,099.78	\$1,604,483.88	\$234,615.90	\$1,839,099.78	\$0.00	\$1,839,099.78	\$0.00
2007	\$1,599,070.00	\$479,993.18	\$2,079,063.18	\$1,844,194.38	\$234,868.80	\$2,079,063.18	\$0.00	\$2,079,063.18	\$0.00
2008	\$1,761,824.96	\$126,990.90	\$1,888,815.86	\$1,650,371.66	\$238,444.20	\$1,888,815.86	\$0.00	\$1,888,815.86	\$0.00
2009	\$1,676,147.00	\$72,023.00	\$1,748,170.00	\$1,489,546.00	\$258,624.00	\$1,748,170.00	\$0.00	\$1,748,170.00	\$0.00
2010	\$1,671,260.00	\$27,247.02	\$1,698,507.02	\$1,445,093.32	\$253,413.70	\$1,698,507.02	\$0.00	\$1,698,507.02	\$0.00
2011	\$1,504,745.00	\$220,331.98	\$1,725,076.98	\$1,477,333.28	\$247,743.70	\$1,725,076.98	\$0.00	\$1,725,076.98	\$0.00
2012	\$995,134.00	\$46,308.75	\$1,041,442.75	\$892,173.35	\$149,269.40	\$1,041,442.75	\$0.00	\$1,041,442.75	\$0.00
2013	\$1,000,453.00	\$45,779.96	\$1,046,232.96	\$916,187.66	\$130,045.30	\$1,046,232.96	\$0.00	\$1,046,232.96	\$0.00
2014	\$1,114,833.00	\$28,290.06	\$1,143,123.06	\$977,780.76	\$165,342.30	\$1,143,123.06	\$0.00	\$1,143,123.06	\$0.00
2015	\$1,041,188.00	\$134,225.08	\$1,175,413.08	\$1,031,294.28	\$144,118.80	\$1,175,413.08	\$0.00	\$1,175,413.08	\$0.00
2016	\$1,125,701.00	\$63,365.50	\$1,189,066.50	\$1,046,496.40	\$142,570.10	\$1,189,066.50	\$0.00	\$1,189,066.50	\$0.00
2017	\$1,157,197.00	\$264,240.38	\$1,421,437.38	\$1,260,717.68	\$160,719.70	\$1,421,437.38	\$0.00	\$1,421,437.38	\$0.00
2018	\$1,684,900.00	\$104,140.66	\$1,789,040.66	\$1,620,550.66	\$168,490.00	\$1,789,040.66	\$0.00	\$1,789,040.66	\$0.00
2019	\$1,509,922.00	\$133,486.00	\$1,643,408.00	\$1,437,915.80	\$200,992.20	\$1,638,908.00	\$0.00	\$1,638,908.00	\$4,500.00
2020	\$1,669,965.00	\$100,734.19	\$1,428,154.30	\$1,261,157.80	\$166,996.50	\$1,428,154.30	\$0.00	\$1,428,154.30	\$342,544.89
2021	\$1,662,483.00	\$624,486.63	\$1,746,221.22	\$1,549,973.22	\$196,248.00	\$1,746,221.22	\$0.00	\$1,746,221.22	\$540,748.41
2022	\$1,838,302.00	\$31,816.66	\$1,540,346.16	\$1,276,515.96	\$245,939.38	\$1,522,455.34	\$0.00	\$1,522,455.34	\$347,663.32
2023	\$1,774,805.00	\$190,535.16	\$897,318.31	\$786,931.41	\$80,000.00	\$866,931.41	\$5,886.90	\$872,818.31	\$1,092,521.85



U.S. Department of Housing and Urban Development  
Office of Community Planning and Development  
Integrated Disbursement and Information System  
Status of HOME Grants  
LAKE COUNTY CONSORTIUM

DATE: 07-09-25  
TIME: 14:09  
PAGE: 25

IDIS - PR27

Fiscal Year	Total Authorization	Local Account Funds	Committed Amount	Net Disbursed for Activities	Net Disbursed for AD/CO/CB	Net Disbursed	Disbursed Pending Approval	Total Disbursed	Available to Disburse
2024	\$1,450,501.00	\$167,956.59	\$561,640.66	\$150,286.56	\$104,432.31	\$254,718.87	\$191,621.95	\$446,340.82	\$1,172,116.77
Total	\$47,110,750.96	\$5,021,593.20	\$48,794,439.58	\$42,405,632.90	\$6,029,107.17	\$48,434,740.07	\$197,508.85	\$48,632,248.92	\$3,500,095.24



U.S. Department of Housing and Urban Development  
Office of Community Planning and Development  
Integrated Disbursement and Information System  
Status of HOME Grants  
LAKE COUNTY CONSORTIUM

DATE: 07-09-25  
TIME: 14:09  
PAGE: 26

IDIS - PR27

Total Program Percent

Fiscal Year	Total Authorization	Local Account Funds	% Committed for Activities	% Disb for Activities	% Disb for AD/CO/CB	% Net Disbursed	% Disbursed Pending Approval	% Total Disbursed	% Available to Disburse
1992	\$1,283,000.00	\$0.00	100.0%	91.1%	8.8%	100.0%	0.0%	100.0%	0.0%
1993	\$847,000.00	\$0.00	100.0%	86.2%	13.7%	100.0%	0.0%	100.0%	0.0%
1994	\$1,208,000.00	\$0.00	100.0%	85.0%	15.0%	100.0%	0.0%	100.0%	0.0%
1995	\$1,298,000.00	\$0.00	100.0%	88.5%	11.4%	100.0%	0.0%	100.0%	0.0%
1996	\$1,198,000.00	\$0.00	100.0%	97.4%	2.5%	100.0%	0.0%	100.0%	0.0%
1997	\$1,180,000.00	\$371,150.46	100.0%	88.5%	15.0%	100.0%	0.0%	100.0%	0.0%
1998	\$1,248,000.00	\$123,883.56	100.0%	86.3%	14.9%	100.0%	0.0%	100.0%	0.0%
1999	\$1,349,000.00	\$125,857.74	100.0%	87.8%	13.3%	100.0%	0.0%	100.0%	0.0%
2000	\$1,220,000.00	\$257,359.35	100.0%	88.3%	14.0%	100.0%	0.0%	100.0%	0.0%
2001	\$1,506,000.00	\$148,904.81	100.0%	86.9%	14.3%	100.0%	0.0%	100.0%	0.0%
2002	\$1,510,000.00	\$107,976.60	100.0%	87.5%	13.3%	100.0%	0.0%	100.0%	0.0%
2003	\$1,747,850.00	\$100,151.46	100.0%	85.8%	14.9%	100.0%	0.0%	100.0%	0.0%
2004	\$1,948,573.00	\$170,007.13	100.0%	87.2%	13.8%	100.0%	0.0%	100.0%	0.0%
2005	\$1,732,356.00	\$511,791.61	100.0%	88.8%	14.4%	100.0%	0.0%	100.0%	0.0%
2006	\$1,596,541.00	\$242,558.78	100.0%	87.2%	14.6%	99.9%	0.0%	99.9%	0.0%
2007	\$1,599,070.00	\$479,993.18	100.0%	88.7%	14.6%	100.0%	0.0%	100.0%	0.0%
2008	\$1,761,824.96	\$126,990.90	100.0%	87.3%	13.5%	100.0%	0.0%	100.0%	0.0%
2009	\$1,676,147.00	\$72,023.00	100.0%	85.2%	15.4%	100.0%	0.0%	100.0%	0.0%
2010	\$1,671,260.00	\$27,247.02	100.0%	85.0%	15.1%	100.0%	0.0%	100.0%	0.0%
2011	\$1,504,745.00	\$220,331.98	100.0%	85.6%	16.4%	100.0%	0.0%	100.0%	0.0%
2012	\$995,134.00	\$46,308.75	100.0%	85.6%	14.9%	100.0%	0.0%	100.0%	0.0%
2013	\$1,000,453.00	\$45,779.96	100.0%	87.5%	12.9%	100.0%	0.0%	100.0%	0.0%
2014	\$1,114,833.00	\$28,290.06	100.0%	85.5%	14.8%	100.0%	0.0%	100.0%	0.0%
2015	\$1,041,188.00	\$134,225.08	100.0%	87.7%	13.8%	100.0%	0.0%	100.0%	0.0%
2016	\$1,125,701.00	\$63,365.50	100.0%	88.0%	12.6%	100.0%	0.0%	100.0%	0.0%
2017	\$1,157,197.00	\$264,240.38	100.0%	88.6%	13.8%	100.0%	0.0%	100.0%	0.0%
2018	\$1,684,900.00	\$104,140.66	100.0%	90.5%	10.0%	100.0%	0.0%	100.0%	0.0%
2019	\$1,509,922.00	\$133,486.00	100.0%	87.4%	13.3%	99.7%	0.0%	99.7%	0.2%
2020	\$1,669,965.00	\$100,734.19	80.6%	71.2%	10.0%	80.6%	0.0%	80.6%	19.3%
2021	\$1,662,483.00	\$624,486.63	76.3%	67.7%	11.8%	76.3%	0.0%	76.3%	23.6%
2022	\$1,838,302.00	\$31,816.66	82.3%	68.2%	13.3%	81.4%	0.0%	81.4%	18.5%
2023	\$1,774,805.00	\$190,535.16	45.6%	40.0%	4.5%	44.1%	0.2%	44.4%	55.5%



U.S. Department of Housing and Urban Development  
Office of Community Planning and Development  
Integrated Disbursement and Information System  
Status of HOME Grants  
LAKE COUNTY CONSORTIUM

DATE: 07-09-25  
TIME: 14:09  
PAGE: 27

IDIS - PR27

Fiscal Year	Total Authorization	Local Account Funds	% Committed for Activities	% Disb for Activities	% Disb for AD/CO/CB	% Net Disbursed	% Disbursed Pending Approval	% Total Disbursed	% Available to Disburse
2024	\$1,450,501.00	\$167,956.59	34.7%	9.2%	7.1%	15.7%	11.8%	27.5%	72.4%
Total	\$47,110,750.96	\$5,021,593.20	93.5%	81.3%	12.7%	92.9%	0.3%	93.2%	6.7%



U.S. Department of Housing and Urban Development  
Office of Community Planning and Development  
Integrated Disbursement and Information System  
PR91 - ESG Financial Summary

DATE: 07-11-25  
TIME: 16:15  
PAGE: 1

LAKE COUNTY, IL  
2024

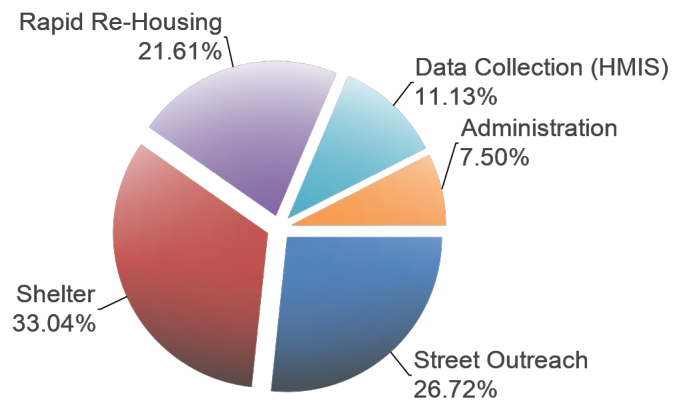
### ESG Program Level Summary

Grant Number	Total Grant Amount	Total Funds Committed	Total Funds Available to Commit	% of Grant Funds Not Committed	Grant Funds Drawn	% of Grant Funds Drawn	Available to Draw	% Remaining to Draw
E24UC170003	\$224,552.00	\$224,552.00	\$0.00	0.00%	\$195,743.45	87.17%	\$28,808.55	12.83%

### ESG Program Components

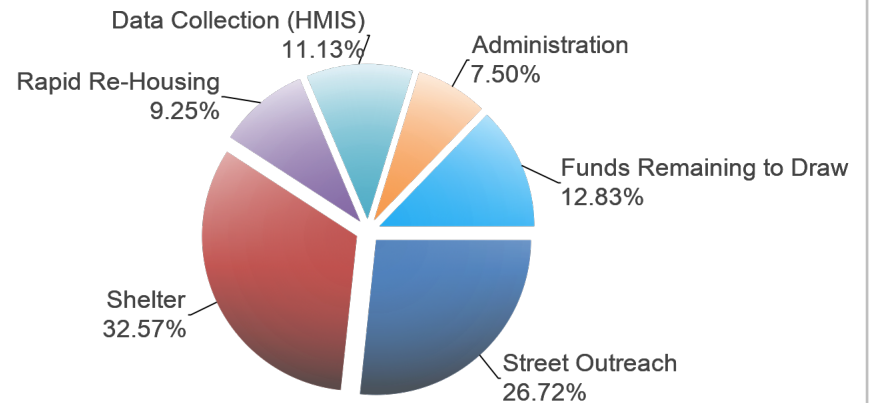
Activity Type	Total Committed to Activities	% of Grant Committed	Drawn Amount	% of Grant Drawn
Street Outreach	\$60,000.00	26.72%	\$60,000.00	26.72%
Shelter	\$74,192.00	33.04%	\$73,132.20	32.57%
Homeless Prevention	\$0.00	0.00%	\$0.00	0.00%
Rapid Re-Housing	\$48,519.00	21.61%	\$20,770.25	9.25%
Data Collection (HMIS)	\$25,000.00	11.13%	\$25,000.00	11.13%
Administration	\$16,841.00	7.50%	\$16,841.00	7.50%
Funds Not Committed	\$0.00	0.00%	\$0.00	0.00%
Funds Remaining to Draw	\$0.00	0.00%	\$28,808.55	12.83%
<b>Total</b>	<b>\$224,552.00</b>	<b>100.00%</b>	<b>\$224,552.00</b>	<b>100.00%</b>

Funds Committed



Street Outreach Shelter Homeless Prevention Rapid Re-Housing  
Data Collection (HMIS) Administration Funds Not Committed Funds Remaining to Draw

Funds Drawn



Street Outreach Shelter Homeless Prevention Rapid Re-Housing  
Data Collection (HMIS) Administration Funds Not Committed Funds Remaining to Draw



U.S. Department of Housing and Urban Development  
Office of Community Planning and Development  
Integrated Disbursement and Information System  
PR91 - ESG Financial Summary

DATE: 07-11-25  
TIME: 16:15  
PAGE: 2

LAKE COUNTY, IL  
2024

## 24-Month Grant Expenditure Deadline

All of the recipient's grant must be expended for eligible activity costs within 24 months after the date HUD signs the grant agreement with the recipient. Expenditure means either an actual cash disbursement for a direct charge for a good or service or an indirect cost or the accrual of a direct charge for a good or service or an indirect cost. This report uses draws in IDIS to measure expenditures. HUD allocated Fiscal Year 2011 ESG funds in two allocations. For FY2011, this Obligation Date is the date of the first allocation. This report does not list the Obligation Date, does not calculate the Expenditure Deadline, and does not track the Days Remaining for the FY 2011 second allocation.

Grant Amount: \$224,552.00

Grant Number	Draws to Date	HUD Obligation Date	Expenditure Deadline	Days Remaining to Meet Requirement Date	Expenditures Required
E24UC170003	\$195,743.45	09/03/2024	09/03/2026	419	\$28,808.55

## 60% Cap on Emergency Shelter and Street Outreach

The cap refers to the total amount of the recipient's fiscal year grant, allowed for emergency shelter and street outreach activities, is capped at 60 percent. This amount cannot exceed the greater of: (1) 60% of the overall grant for the year; or, (2) the amount of Fiscal Year 2010 ESG funds committed for homeless assistance activities. (Note: the HESG-CV grants are currently exempt from the 60% funding cap restrictions.)

Amount Committed to Shelter	Amount Committed to Street Outreach	Total Amount Committed to Shelter and Street Outreach	% Committed to Shelter and Street Outreach	2010 Funds Committed to Homeless Assistance Activities	Total Drawn for Shelter and Street Outreach	% Drawn for Shelter and Street Outreach
\$74,192.00	\$60,000.00	\$134,192.00	59.76%	\$82,000.00	\$133,132.20	59.29%



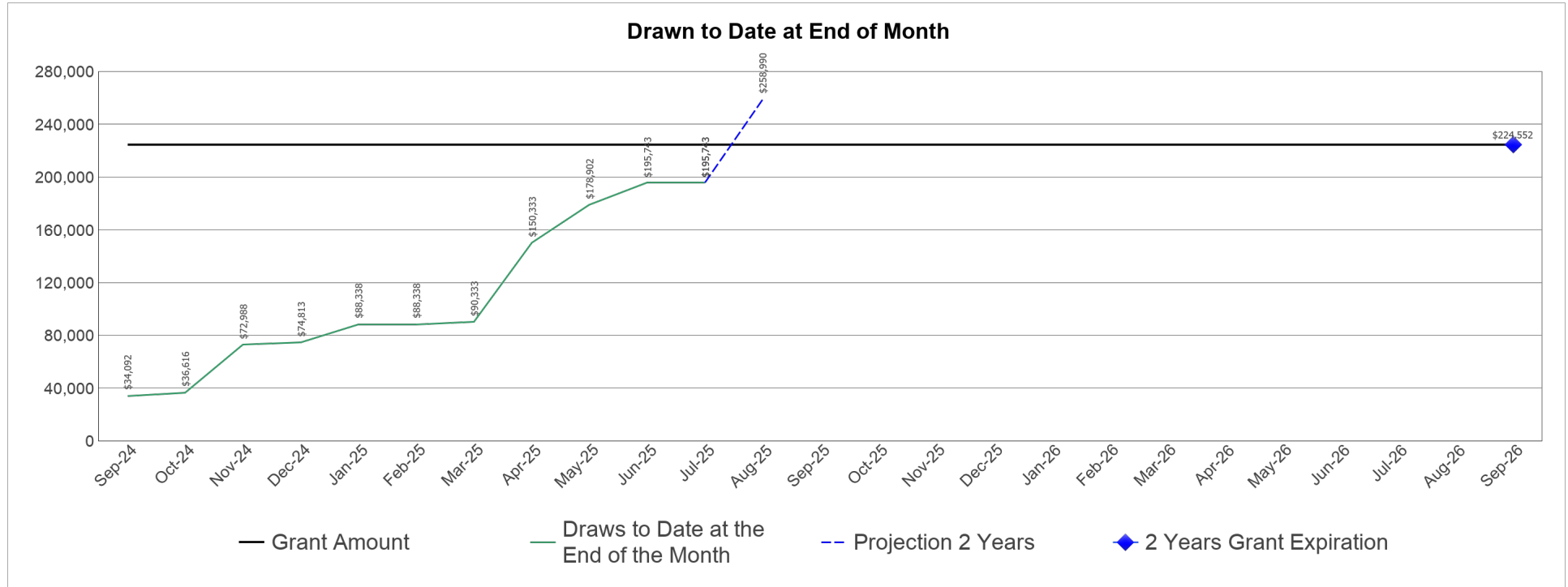
U.S. Department of Housing and Urban Development  
Office of Community Planning and Development  
Integrated Disbursement and Information System  
PR91 - ESG Financial Summary

DATE: 07-11-25  
TIME: 16:15  
PAGE: 3

LAKE COUNTY, IL  
2024

**ESG Draws By Month (at the total grant level):**

Grant Amount: 224,552.00



**ESG Draws By Quarter (at the total grant level):**

Quarter End Date	Draws for the Quarter	Draws to Date at the End of the Quarter	% Drawn for the Quarter	% Drawn to Date at End of Quarter
09/30/2024	\$34,092.21	\$34,092.21	15.18%	15.18%
12/31/2024	\$40,721.12	\$74,813.33	18.13%	33.32%
03/31/2025	\$15,519.82	\$90,333.15	6.91%	40.23%
06/30/2025	\$105,410.30	\$195,743.45	46.94%	87.17%
09/30/2025	\$0.00	\$195,743.45	0.00%	87.17%





U.S. Department of Housing and Urban Development  
Office of Community Planning and Development  
Integrated Disbursement and Information System  
PR91 - ESG Financial Summary

DATE: 07-11-25  
TIME: 16:15  
PAGE: 4

LAKE COUNTY, IL  
2024

**ESG Subrecipient Commitments and Draws by Activity Category :**

Subrecipient	Activity Type	Committed	Drawn
LAKE COUNTY	Data Collection (HMIS)	\$25,000.00	\$25,000.00
	Administration	\$16,841.00	\$16,841.00
	Total	\$41,841.00	\$41,841.00
	Total Remaining to be Drawn	\$0.00	\$0.00
	Percentage Remaining to be Drawn	\$0.00	0.00%
LAKE COUNTY HAVEN	Shelter	\$20,000.00	\$20,000.00
	Total	\$20,000.00	\$20,000.00
	Total Remaining to be Drawn	\$0.00	\$0.00
	Percentage Remaining to be Drawn	\$0.00	0.00%
Lake County Crisis Cntr DBA A Safe Place	Shelter	\$20,000.00	\$18,940.20
	Total	\$20,000.00	\$18,940.20
	Total Remaining to be Drawn	\$0.00	\$1,059.80
	Percentage Remaining to be Drawn	\$0.00	5.30%
PADS Lake County	Street Outreach	\$60,000.00	\$60,000.00
	Shelter	\$34,192.00	\$34,192.00
	Total	\$94,192.00	\$94,192.00
	Total Remaining to be Drawn	\$0.00	\$0.00
	Percentage Remaining to be Drawn	\$0.00	0.00%
Kids Above All	Rapid Re-Housing	\$48,519.00	\$20,770.25
	Total	\$48,519.00	\$20,770.25
	Total Remaining to be Drawn	\$0.00	\$27,748.75
	Percentage Remaining to be Drawn	\$0.00	57.19%



U.S. Department of Housing and Urban Development  
Office of Community Planning and Development  
Integrated Disbursement and Information System  
PR91 - ESG Financial Summary

LAKE COUNTY, IL  
2024

ESG Subrecipients by Activity Category

Activity Type	Subrecipient
Street Outreach	PADS Lake County
Shelter	LAKE COUNTY HAVEN
	Lake County Crisis Cntr DBA A Safe Place
	PADS Lake County
Rapid Re-Housing	Kids Above All
Data Collection (HMIS)	LAKE COUNTY
Administration	LAKE COUNTY