




2023 Consolidated Annual
Performance & Evaluation
Report (CAPER)

For the Period May 1, 2023 through April 30, 2024



CR-05 - Goals and Outcomes

Progress the jurisdiction has made in carrying out its strategic plan and its action plan. 91.520(a)

This could be an overview that includes major initiatives and highlights that were proposed and executed throughout the program year.

The Program Years 2020-2024 Consolidated Plan (ConPlan) is focused on four core goals that have driven the actions of Lake County in assisting its residents. The ConPlan outlined a two-pronged approach of prioritizing the expansion of affordable housing units in high opportunity areas while improving and revitalizing the existing housing stock in the low-and moderate-income areas of the County. In Program Year 2023 (PY23), Lake County continued working towards the five-year goals of improving homeless crisis response systems, assist people with special needs, maximize affordable housing, and prioritize pathways for upward economic mobility.

Lake County residents continued to deal with the priority needs identified in the ConPlan. The basic needs for food and shelter remain and Lake County continued to work to make sure the needs of the most vulnerable were met. Housing continues to experience high construction costs, labor remains in short supply and procurement of available contractors remains an issue for CDBG funded facility/infrastructure projects.

Comparison of the proposed versus actual outcomes for each outcome measure submitted with the consolidated plan and explain, if applicable, why progress was not made toward meeting goals and objectives. 91.520(g)

Categories, priority levels, funding sources and amounts, outcomes/objectives, goal outcome indicators, units of measure, targets, actual outcomes/outputs, and percentage completed for each of the grantee's program year goals.

Goal 1 - Improve homeless crisis response system – The Lake County homeless response system spent the majority of PY23 transitioning away from disaster response into recovery. Many of the one-time COVID response resources were ending and the homeless system was faced with having to deal with a reduction in resources while community needs remain higher than pre-COVID levels. Lake County remains focused on the creation of a permanent fixed-site shelter. Lake County was generally successful in meeting the expected program year targets for Goal 1. With the combination of CDBG, AHP, ESG and ESG-CV funding, 134 households moved from homelessness to permanent housing through rapid rehousing and 147 people were reached through street outreach.

Goal 2 – Assist people with special needs –Projects under Goal 2 in PY23 included small scale infrastructure projects and capital improvements to facilities housing local service providers. These projects were successful in PY23 as struggles with materials shortages have dissipated. The PY23 public service projects completed under Goal 2 were successful and met the project goal with over 2,000 persons served.

Goal 3 – Maximize affordable housing – In PY23 Lake County continued to focus investment on the creation of affordable housing units. The development of multifamily rental was prioritized. Success in PY23 included the new construction of 98 rental units. Multiple other multifamily projects remain under construction. Progress remained slow in traditional housing programs such as Down Payment Assistance due to restricted housing supply and increased lending rates. State funding of Owner-Occupied Rehab has displaced the need for County entitlement funds, while keeping the program serving the needs of County residents.

Goal 4 - Create pathways for upward economic mobility – Lake County allocates annual entitlement funding through an annual applications process. Funding allocations are a function of the number and quality of application received. In PY23 no applications for economic development were selected for funding. Lake County did support vocational programming under other ConPlan goals though YouthBuild, Youth Conservation Corps, and Center for Enriched Living.

Goal 5 – Program Administration – Lake County was successful in administering HUD sponsored programs in PY23.

Goal	PY23 Source / Amount	Indicator	Unit of Measure	Expected – Strategic Plan	Actual – Strategic Plan	Percent Complete	Expected – Program Year	Actual – Program Year	Percent Complete
Assist People with Special Needs	CDBG: \$585,169	Public Facility or Infrastructure Activities other than Low/Moderate Income Housing Benefit	Persons Assisted	12,500	39,429	315%	7,304	28,554	391%
Assist People with Special Needs	---	Public Facility or Infrastructure Activities for Low/Moderate Income Housing Benefit	Households Assisted	16	0	0%	---	---	---

Assist People with Special Needs	CDBG: \$193,827	Public service activities other than Low/Moderate Income Housing Benefit	Persons Assisted	23750	10505	44%	1419	2041	144%
Assist People with Special Needs	---	Rental units rehabilitated	Household Housing Unit	10	15	150%	---	---	---
Assist People with Special Needs	---	Homeless Person Overnight Shelter	Persons Assisted	1,150	1,477	128%	---	---	---
Assist People with Special Needs	---	Businesses assisted	Businesses Assisted	1	0	0%	---	---	---
Create Pathways for Upward Economic Mobility	---	Jobs created/retained	Jobs	18	0	0%	---	---	---
Create Pathways for Upward Economic Mobility	---	Businesses assisted	Businesses Assisted	1	40	4,000%	---	---	---
Create Pathways for Upward Economic Mobility	---	Buildings Demolished	Buildings	1	1	100%	---	---	---

Improve homeless crisis response system	CDBG: \$142,414	Public service activities other than Low/Moderate Income Housing Benefit	Persons Assisted	32	783	2,447%	450	514	114%
Improve homeless crisis response system	---	Rental units rehabilitated	Household Housing Unit	20	0	0%	---	---	---
Improve homeless crisis response system	ESG: \$82,000	Tenant-based rental assistance / Rapid Rehousing	Households Assisted	90	191	212%	40	134	335%
Improve homeless crisis response system	ESG: \$80,000	Homeless Person Overnight Shelter	Persons Assisted	4,550	4,747	104%	948	1,304	138%
Improve homeless crisis response system	---	Overnight/Emergency Shelter/Transitional Housing Beds added	Beds	85	0	0%	---	---	---
Improve homeless crisis response system	---	Homelessness Prevention	Persons Assisted	250	86	34%	---	---	---
Improve homeless crisis response system	---	Businesses assisted	Businesses Assisted	2	2	100%	---	---	---

Maximize Affordable Housing	---	Public Facility or Infrastructure Activities for Low/Moderate Income Housing Benefit	Households Assisted	24	0	0%	---	---	---
Maximize Affordable Housing	CDBG: \$75,000	Public service activities other than Low/Moderate Income Housing Benefit	Persons Assisted	250	71	28%	42	39	93%
Maximize Affordable Housing	CDBG: \$1,151,771 / HOME: \$1,287,561	Rental units constructed	Household Housing Unit	300	122	41%	187	98	52%
Maximize Affordable Housing	CDBG: \$937,191 / HOME: \$1,471,703	Rental units rehabilitated	Household Housing Unit	95	606	638%	225	213	95%
Maximize Affordable Housing	CDBG: \$570,913 / HOME: \$671,270	Homeowner Housing Added	Household Housing Unit	15	22	147%	4	7	175%
Maximize Affordable Housing	CDBG: \$125,000	Homeowner Housing Rehabilitated	Household Housing Unit	100	14	14%	3	4	133%
Maximize Affordable Housing	HOME: \$50,000	Direct Financial Assistance to Homebuyers	Households Assisted	130	77	59%	5	16	320%

Maximize Affordable Housing	---	Overnight/Emergency Shelter/Transitional Housing Beds added	Beds	15	0	0%	---	---	---
Maximize Affordable Housing	---	Businesses assisted	Businesses Assisted	2	2	100%	---	---	---
Maximize Affordable Housing	---	Buildings Demolished	Buildings	8	2	25%	---	---	---
Program Administration	CDBG: \$560,965 / HOME: \$177,480	Other	Other	5	4	80%	1	1	100%

Table 1 - Accomplishments – Program Year & Strategic Plan to Date

Assess how the jurisdiction’s use of funds, particularly CDBG, addresses the priorities and specific objectives identified in the plan, giving special attention to the highest priority activities identified.

The identified highest priority need in the ConPlan includes the creation of additional affordable housing units. In PY23 Lake County allocated over \$2.2 million dollars of CDBG funding to support housing activities. Over \$960,000 of CDBG was allocated toward the development of new affordable units. While the production of units remains challenging, Lake County is committed to utilizing resources to address this overwhelming need.

Lake County annually maximizes the amount of CDBG Public Services funding available to the services agencies. Applications for funding are scored and ranked based on their ability to address the stated goals in the ConPlan. PY23 public services activities were nearly successful in reaching their numerical goals, with over 2,000 persons served.

CDBG funding was also allocated to small scale infrastructure projects in low/mod income areas. The types of projects include sidewalk improvements, sewer lining and roof replacement. The CDBG infrastructure projects were selected based on their ability to serve those with special needs and the amount of leveraged funding.

CR-05 CV- Goals and Outcomes

CDBG-CV Subrecipient	Activity	Proposed Outcome	Actual Outcome	% Complete
Black Chamber of Commerce	Small Business Loan Program	10	11	Businesses 110%
Community Action Partnership	Subsistence Payments	280	313	Households 112%
Catholic Charities	Subsistence Payments	145	228	Households 157%
Community Partners for Affordable Housing	Subsistence Payments	150	219	Households 146%
Lake County FERA Partners	Rental Assistance Administration	200	339	Persons Assisted 170%
Lake County Housing Authority	Mortgage Assistance & Housing Counseling	50	136	Households 272%
Community Partners for Affordable Housing	Mortgage Assistance & Housing Counseling	60	62	Households 103%
North Suburban Legal Aid Clinic	Legal Assistance	240	167	Persons Assisted 70%
North Suburban Legal Aid Clinic	Legal Assistance	145	208	Persons Assisted 143%
Prairie State Legal Services	Legal Assistance	90	79	Persons Assisted 88%
Prairie State Legal Services	Legal Assistance	120	33	Persons Assisted 28%
Mano a Mano	Community Health Case Workers	4500	13833	Persons Assisted 307%
PADS Lake County	Facility Improvements	800	749	Persons Assisted 94%
Highwood Public Library	Facility Improvements	1200	5205	Persons Assisted 434%
North Chicago, City of	Police and Fire Equipment	18675	18675	Persons Assisted 100%
Northern Illinois Food Bank	Food Banks	6000	56287	Persons Assisted 938%
Northern Illinois Food Bank	Food Banks	3000	9663	Persons Assisted 322%
PADS Lake County	Shelter - Acquisition	800	0	Persons Assisted 0%
PADS Lake County	Shelter - Operating	200	650	Persons Assisted 325%
211 Lake County	Information and Referral Services	500	1931	Persons Assisted 386%
Lake County Community Development	Program Administration	---	---	---

Lake County prioritized getting CDBG-CV relief funds out into the community as quickly as possible. The needs arising from COVID-19 were immense and Lake County had to prioritize how best to invest the resources available. The CDBG-CV allocations were made to best serve the most vulnerable populations. Large investments of CDBG-CV were made to food banks and rental assistance providers. In addition to rental assistance, the housing needs of the community were supported with legal assistance to prevent evictions and foreclosures.

CDBG-CV funds were also allocated to facility projects designed to respond to COVID-19, including retrofitting a public library to serve as a food distribution center. The needs of the homeless population were also a factor in the distribution of CDBG-CV. An allocation of over \$460,000 of CDBG-CV funds has been made to support shelter costs including both hotel/motel rooms and the acquisition of a permanent fixed site shelter.

CR-10 - Racial and Ethnic composition of families assisted

Describe the families assisted (including the racial and ethnic status of families assisted).

91.520(a)

	CDBG	HOME	ESG
White	1,320	52	543
Black or African American	920	33	1,011
Asian	42	1	9
American Indian or American Native	3	0	9
Native Hawaiian or Other Pacific Islander	4	0	6
Total	2,289	86	1,578
Hispanic	295	32	394
Not Hispanic	1,994	54	1,184

Narrative

A total of 7 clients served by ESG refused demographic data.

A total of 7 clients served by ESG refused ethnicity data.

CR-10 CV- Racial and Ethnic composition of families assisted

Describe the families assisted (including the racial and ethnic status of families)

assisted).91.520(a)

	CDBG-CV
White	35,569
Black or African American	8,886
Asian	316
American Indian or American Native	53
Native Hawaiian or Other Pacific Islander	16
Other Multi-racial	5,046
Total	49,886
Hispanic	16,142
Not Hispanic	33,744

Table 2 – Table of assistance to racial and ethnic populations by source of funds

CR-15 - Resources and Investments 91.520(a)

Identify the resources made available

Source of Funds	Source	Resources Made Available	Amount Expended During Program Year
CDBG	public - federal	2,880,838	4,501,1492
HOME	public - federal	2,356,220	1,835,404
ESG	public - federal	220,057	243,778

Table 3 - Resources Made Available

Narrative

Of the CDBG resources made available, \$12,151 was program income and \$6,859 was prior year funding. The HOME funding included \$26,723 of program income and \$554,692 prior year funding.

Much of PY23 remained focused on the housing needs of the County. The HOME funds expended include \$499,064 of program income and \$634,451 of entitlement funds. HOME spending was improved of PY22 as construction projects started to come online. HOME-funded down payment assistance remained consistent. A total of \$179,199 of HOME funds were spent on DPA to support 16 households.

The CDBG funds expended include \$180,604 of program income and \$4,320,588 of entitlement funds. In an effort to increase CDBG spending rates Lake County prioritized projects that could spend quickly. These efforts included a continuation of a partnership with the Lake County Housing Authority to acquire scattered site rental properties.

All ESG funding expended in PY23 was entitlement funding. The ESG spending rates have returned to historical norms, as much of the CARES funding has been expended. It is expected that there will be no issues meeting ESG spending deadlines.

Identify the geographic distribution and location of investments

Target Area	Planned Percentage of Allocation	Actual Percentage of Allocation
Fox Lake Area		
High Outcome Areas	37	19
Highwood Area		1
Mundelein Area	4	5
North Chicago Area	7	15
Round Lakes Area		2
Waukegan Area	20	6
Zion Area	3	2

Table 4 – Identify the geographic distribution and location of investments

Narrative

The actual geographic distribution of PY23 funds aligns well with the planned distribution. The increased investment in the North Chicago Area is due to a prior year infrastructure project breaking ground. The relatively small investment in the Waukegan Area is due to a delay in a large scaled multifamily project that is scheduled to begin in PY2024.

Leveraging

Explain how federal funds leveraged additional resources (private, state and local funds), including a description of how matching requirements were satisfied, as well as how any publicly owned land or property located within the jurisdiction that were used to address the needs identified in the plan.

PY22 investments were successful in leveraging additional resources. A total of 2 housing projects received Low Income Housing Tax Credits (LIHTC) totaling over \$20M.

PY23 HOME match was provided via the direct cost of supportive services provided to households in HOME assisted units (24 CFR 92.220(a)(10)). In PY23 three HOME assisted units received direct services from Glenkirk. PY23 ESG match was provided in the form of Lake County Affordable Housing Program funds (general funds).

Publicly owned property was leveraged in PY23 via the continued partnership between Lake County and the Lake County Housing Authority (LCHA). In PY23, HOME and CDBG funds were used to purchase seven scattered-site public housing rentals from LCHA. Additionally, PY23 funds were allocated for the acquisition of a LCHA owned property in Lake Zurich, IL to support a multifamily rental development.

Fiscal Year Summary – HOME Match	
1. Excess match from prior Federal fiscal year	\$10,525,726.48
2. Match contributed during current Federal fiscal year	\$305,775.94
3. Total match available for current Federal fiscal year (Line 1 plus Line 2)	\$10,831,502.42
4. Match liability for current Federal fiscal year	\$146,714.14
5. Excess match carried over to next Federal fiscal year (Line 3 minus Line 4)	\$10,684,788.28

Table 5 – Fiscal Year Summary - HOME Match Report

Match Contribution for the Federal Fiscal Year								
Project No. or Other ID	Date of Contribution	Cash (non-Federal sources)	Foregone Taxes, Fees, Charges	Appraised Land/Real Property	Required Infrastructure	Site Preparation, Construction Materials, Donated labor	Bond Financing	Total Match
H1854	1/1/2023					\$37,907.08		\$37,907.08
H1854	4/1/2023					\$57,728.00		\$57,728.00
H1854	1/1/2024					\$40,358.62		\$40,358.62
H1854	4/1/2024					\$37,086.38		\$37,086.38
H1854	1/1/2024					\$62,754.87		\$62,754.87
H1854	4/1/2024					\$69,940.99		\$69,940.99

Table 6 – Match Contribution for the Federal Fiscal Year

HOME MBE/WBE report

Program Income – Enter the program amounts for the reporting period				
Balance on hand at beginning of reporting period	Amount received during reporting period	Total amount expended during reporting period	Amount expended for TBRA	Balance on hand at end of reporting period
\$98,481.16	\$9,274.66	\$57,798.00	\$0	\$49,957.82

Table 7 – Program Income

Minority Business Enterprises and Women Business Enterprises – Indicate the number and dollar value of contracts for HOME projects completed during the reporting period						
	Total	Minority Business Enterprises				White Non-Hispanic
		Alaskan Native or American Indian	Asian or Pacific Islander	Black Non-Hispanic	Hispanic	
Contracts						
Number	2					2
Dollar Amount	\$993,293					\$993,293
Sub-Contracts						
Number	22				2	
Dollar Amount	\$666,071				\$20,927	
	Total	Women Business Enterprises	Male			
Contracts						
Number	2	0	2			
Dollar Amount	\$993,293		\$993,293			
Sub-Contracts						
Number	22	2				
Dollar Amount	\$666,071	\$55,543	\$610,528			

Table 8 - Minority Business and Women Business Enterprises

Minority Owners of Rental Property – Indicate the number of HOME assisted rental property owners and the total amount of HOME funds in these rental properties assisted						
	Total	Minority Property Owners				White Non-Hispanic
		Alaskan Native or American Indian	Asian or Pacific Islander	Black Non-Hispanic	Hispanic	
Number	1			1		
Dollar Amount	\$300,000			\$300,000		

Table 9 – Minority Owners of Rental Property

Relocation and Real Property Acquisition – Indicate the number of persons displaced, the cost of relocation payments, the number of parcels acquired, and the cost of acquisition						
Parcels Acquired						
Businesses Displaced						
Nonprofit Organizations Displaced						
Households Temporarily Relocated, not Displaced						
Households Displaced	Total	Minority Property Enterprises				White Non-Hispanic
		Alaskan Native or American Indian	Asian or Pacific Islander	Black Non-Hispanic	Hispanic	
Number	0	0	0	0	0	0
Cost	0	0	0	0	0	0

Table 10 – Relocation and Real Property Acquisition

CR-20 - Affordable Housing 91.520(b)

Evaluation of the jurisdiction's progress in providing affordable housing, including the number and types of families served, the number of extremely low-income, low-income, moderate-income, and middle-income persons served.

	One-Year Goal	Actual
Number of Homeless households to be provided affordable housing units	150	134
Number of Non-Homeless households to be provided affordable housing units	107	88
Number of Special-Needs households to be provided affordable housing units	340	250
Total	597	472

Table 11 – Number of Households

	One-Year Goal	Actual
Number of households supported through Rental Assistance	210	155
Number of households supported through The Production of New Units	109	98
Number of households supported through Rehab of Existing Units	269	213
Number of households supported through Acquisition of Existing Units	9	6
Total	597	472

Table 12 – Number of Households Supported

Discuss the difference between goals and outcomes and problems encountered in meeting these goals.

The main source of the discrepancy between the One-Year goals and the actual production can be traced to the inclusion of large-scale housing projects. Multiple multifamily projects were allocated funds in PY23; however, the project scope/schedule is multi-year and the projects have not been included.

Local market conditions continue to make acquisitions difficult. The number of units available remains too low to meet the demand. Suppressed supply combined with rising interest rates have provided challenges for projects involving acquisition.

Homeownership beneficiaries are households being served via down payment assistance (16 households) and owner-occupied rehab programming (4 households).

Lake County was generally successful in meeting the rental assistance goal for PY23.

Discuss how these outcomes will impact future annual action plans.

New construction of multifamily buildings remains the most challenging type of affordable housing development to complete. However, data shows additional affordable rental units remain a huge need

in Lake County. Lake County remains committed to the identified goals for program years 2020-24. Supporting affordable housing through acquisition, rehabilitation, rental assistance, and the production of new units remain a priority for Lake County.

Include the number of extremely low-income, low-income, and moderate-income persons served by each activity where information on income by family size is required to determine the eligibility of the activity.

Number of Households Served	CDBG Actual	HOME Actual
Extremely Low-income	2,117	6
Low-income	801	5
Moderate-income	49	34
Total	2,967	43

Table 13 – Number of Households Served

Lake County supported subrecipients serving persons with disabilities. Housing for persons with disabilities was supported with both rehabilitation and new construction projects. Non-housing service agencies serving disabled persons were also supported with programming funds in PY23.

The data in the table reflects the beneficiaries for both housing and non-housing activities. The beneficiaries for HOME activities are both homeowners and renters.

Homeownership beneficiaries are households being served via down payment assistance (HOME; 16 households) and owner-occupied rehab programming (CDBG; 4 households). Additional rental housing for low-income households.

Persons with disabilities were served with both CDBG funds. CDBG funds were used to rehabilitate 4 units of rental housing dedicated for persons with disabilities. In addition, CDBG public service funds were used to support agencies dedicated to serving persons with disabilities.

Lake County continues to prioritize the “worst case needs”, specifically through investments in the homeless system. Funded activities accounted for households served through acquisition and/or rehab projects (CDBG/HOME; 213 households). HOME funds focused on new construction projects (98 units). Other CDBG funded activities included homeless prevention, career development for immigrant families and legal assistance

Permanent supportive housing remains the top need for the County and the scoring system used as a framework for funding decision provides bonus points for any permanent supportive housing projects. Additional investment in the homeless system includes CDBG public service funds for PADS Lake County, homelessness prevention, rapid rehousing, outreach and shelter.

CR-25 - Homeless and Other Special Needs 91.220(d, e); 91.320(d, e); 91.520(c)

Evaluate the jurisdiction's progress in meeting its specific objectives for reducing and ending homelessness through:

Reaching out to homeless persons (especially unsheltered persons) and assessing their individual needs

Street outreach efforts and access to homeless programs are coordinated and monitored through the Coordinated Entry process, managed by the Lake County Coalition for the Homeless, acting as the Continuum of Care (CoC) The CoC manages a robust Coordinated Entry system that reports on system inflow and outflow by population (youth, families, veterans, chronic). All people experiencing homelessness are assessed within seven days. This list is used to prioritize households for a broad array of housing opportunities including emergency housing vouchers and mainstream vouchers at the Lake County Housing Authority, permanent supportive housing and all rapid rehousing.

The County has enhanced the outreach to people experiencing homelessness through the ServicePoint Referral Network which enables health and human service providers to send electronic referrals for Coordinated Entry assessment. Additionally, the street outreach capacity continues to be supported through ESG funding, maintaining two licensed staff members to engage unsheltered persons with serious mental illness and other behavioral health challenges.

Coordinated Entry has been through changes: some were expected, and others were in response to COVID-19. Some of the highlights from the last year include:

- Sustained functional zero for veterans since December 2018
- Successfully placed 86 homeless households with Coordinated Entry housing resources
- Reached a utilization rate of 90% for the Mainstream Voucher Program (MVP)
- Reached a utilization rate of 98% for the Emergency Housing Voucher (EHV) Program
- Finish Line Funds assisted 24 households on the By-Name List who needed a security deposit, first month's rent, or other eligible expenses that were barriers to housing.

While we saw a decrease in the total number of placements in PY23, this was due to the increase in the utilization rate of vouchers. There was a slight decrease in Black, African American or African households assessed for Coordinated Entry over the last year. There was an increase in the total number of assessments in PY23, Black, African American or African clients continue to make up the greatest percentage of the population. There were more Hispanic/Latino identifying clients in PY23 than in any previous year. There were more families that identified as Hispanic/Latino than in any previous year as well.

Addressing the emergency shelter and transitional housing needs of homeless persons

Three emergency shelters received ESG funding this program year, including the main night-by-night shelter in the region. All three programs have a strong case management component that assists individuals to transition from homelessness to permanent housing.

Helping low-income individuals and families avoid becoming homeless, especially extremely low-income individuals and families and those who are: likely to become homeless after being discharged from publicly funded institutions and systems of care (such as health care facilities, mental health facilities, foster care and other youth facilities, and corrections programs and institutions); and, receiving assistance from public or private agencies that address housing, health, social services, employment, education, or youth needs

The County continued to focus funding for rental assistance from ESG to CDBG based on the recommendations from the 2019 Gaps Analysis of the Homeless Response System. The CDBG funding source is a better match to the need.

The main provider of the homelessness prevention assistance, Catholic Charities, also continued their participation in the ServicePoint Referral Network that is utilized by several community providers to connect Catholic Charities with households in need to hopefully provide for more timely support. In effect, when a program uses the network to alert Catholic Charities to a household's need, Catholic Charities then makes an effort to reach out to the client rather than expecting that client to navigate the Catholic Charities system on their own. This has proven to be a helpful addition to the service delivery ecosystem in the County.

In response to the unprecedented need for rental assistance as a result of the Coronavirus, the County launched a rental assistance program funded through the Coronavirus Relief Fund, CDBG-CV, the Treasury's Emergency Rental Assistance Program and the American Rescue Plan State and Local Fiscal Recovery Funds. The expansion of rental assistance leveraged the Homeless Management Information System for coordination and data purposes. This data will allow the County to evaluate the community needs to inform future grantmaking.

Lake County's Federal Emergency Rental Assistance (FERA) Program provided rent and utility assistance for eligible households financially impacted by COVID-19. The funding amount was only direct assistance, which is rent, late fees, security deposits, utilities and internet. The Lake County Rental Assistance (LCRA) Program provided rental assistance to eligible households financially impacted by COVID-19. The funding amount was only direct assistance of rent, late fees and security deposit. The Lake County Eviction Prevention Program (LCEPP) provided rental assistance for eligible households financially impacted by COVID-19 and facing eviction. The funding amount was only direct assistance of rent, late fees and security deposit.

In partnership with 15 providers, Lake County provided over \$37.4 million in direct assistance to over 5,200 as of May 31, 2024. Of the families assisted, 67% of families are living at or below 30% AMI. In

addition to the 15 providers, Lake County trained over 45 Rental Assistance Ambassadors. The role of the ambassador is to direct renters to the programs, provide computer and/or safe internet connection to allow people to apply, assist in filling out the application if needed and assisting applicants in identifying necessary documents.

The Illinois Court-Based Rental Assistance Program (CBRAP) provides funding to Illinois tenants and landlords across the state (outside Cook County) who have pending cases in eviction court. The program is only available to litigants in eviction court. Applicants may qualify for up to \$25,000 in emergency rental payments that can include up to 15 months of past-due rent and 3 months of future rent payments to prevent eviction. Once the FERA program closed applications Lake County Community Development launched the Lake County Eviction Prevention Program (LCEPP). LCEPP is for eligible low-income Lake County households financially impacted by COVID-19 currently facing eviction. Households must be eligible and provide all required documentation to receive assistance as well as be a Lake County resident. Illinois Court-Based Rental Assistance (CBRAP) and Lake County Eviction Prevention Program (LCEPP) are for residents in eviction court with an assigned case number who suffered financial hardships during the COVID-19 pandemic. CBRAP stopped accepting applications at the end of May 2024, and LCEPP is continuing to accept applications for tenants in court-eviction proceedings and are able to provide eviction court documentation.

LCEPP has assisted over 100 households to avoid eviction, many were able to remain in their unit. Like other rental assistance programs in Lake County, 67% of households assisted were under 30% of the area median income. This program sees a higher percentage of Black, African American or African renters than the other rental assistance programs.

The CoC's strategy to address those at risk of becoming homeless includes both HP and diversion. HP funding from different sources is coordinated through a consortium of agencies and managed by Catholic Charities. This centralized system is well understood by community partners. Any person experiencing a housing crisis can call the dedicated intake line. The client is then assessed for the risk factors identified by HMIS and given the most appropriate form of HP assistance.

Community Partners for Affordable Housing (CPAH) offers a Down Payment Assistance Program (DAP) in which they provide up to 5% of the purchase price on a home capped at \$13,999. Assistance in this program also includes 0% interest deferred loan, no monthly payments, forgiven at a rate of 1/60th every month starting 60 days after closing. Fully forgiven after five years plus 60 days in the property. Funds would come due upon sale, transfer of title, failure to occupy the home as your principal residence, or cash-out refinance. The eligibility requirements of the program are that the gross annual household income may not exceed 80% of the area median income.

For clients presenting at shelter, providers have incorporated a diversion assessment before intake to reduce first-time homelessness. Those able to be diverted safely from shelter can still benefit from short-term case management; the program helped 516 people in 262 households this year, and 72% of households in the diversion program were successfully diverted.

Moving Up allows us to take low-service-needs clients that are at risk of returning to homelessness once

their RRH subsidy ends and get them connected to a long-term subsidy voucher with Lake County Housing Authority. Implementing Moving Up for our RRH programs has enabled 14 clients from returning to homelessness as of 4/30/2024. It has also enabled 5 PSH clients to graduate to a subsidy only housing solution with an EHV as of 4/30/2024. The opening of these PSH spots has allowed other chronically homeless people in our community to become housed in vacancies EHV's have created.

Helping homeless persons (especially chronically homeless individuals and families, families with children, veterans and their families, and unaccompanied youth) make the transition to permanent housing and independent living, including shortening the period of time that individuals and families experience homelessness, facilitating access for homeless individuals and families to affordable housing units, and preventing individuals and families who were recently homeless from becoming homeless again

In July 2019, Lake County received certification from the U.S. Interagency Council on Homelessness and Community Solution's Built for Zero Campaign for ending homelessness among veterans, becoming the tenth community in the country to obtain certification from both agencies. The community has worked hard to successfully sustain this accomplishment since.

Data on the number of people experiencing homelessness in all of the above subcategories is reported monthly to the CoC. County staff work with the CoC to implement strategies to reduce these numbers. With technical assistance through Built for Zero, the community is making measurable reductions in chronic homelessness. For example, with the help of Built for Zero, Lake County has set a goal of housing all clients with 90 days of identification.

Length of time homelessness is measured at the program and system levels. By prioritizing those with the longest experience of homelessness for housing, the County is driving the length of time homeless.

CR-30 - Public Housing 91.220(h); 91.320(j)

Actions taken to address the needs of public housing

During PY23, Lake County Community Development continued its partnership with the three housing authorities within its jurisdiction. LCCD successfully acquired 12 scattered-site rental properties in collaboration with The Lake County Housing Authority, utilizing CDBG and HOME funds for acquisition and preservation purposes.

In PY23, the Lake County HOME Consortium allocated HOME funds to support Rental Assistance Demonstration (RAD) projects in collaboration with the Waukegan Housing Authority (WHA). These projects encompass two multifamily developments and one senior development. The RAD program serves as an effective mechanism for combining public and private funds to tackle the backlog of deferred maintenance in public housing units. Specifically, the investment in Ravine Terrace aims to rehabilitate 98 affordable senior housing units. Currently, the project is in the financing stage with construction anticipated to commence in 2024.

Actions taken to encourage public housing residents to become more involved in management and participate in homeownership

LCHA and WHA administer the Family Self-Sufficiency Program (FSS), an employment and saving incentive program for low-income families using a Section 8 Housing Choice Voucher and public housing participants. An incentive component of the program includes an escrow savings account into which the housing authorities deposit a portion of the increased rental charges that a family pays as its income from earnings. Families that successfully complete the FSS program by reaching their goals may graduate from the program and withdraw the funds from the FSS escrow account after the successful completion of their five-year contract. The residents may choose to seek homeownership upon completion of this program. In LCHA's new 5-year plan, LCHA has incorporated the implementation of the HCV to Homeownership Program. This program allows voucher holders to apply their housing subsidy to a 15- or 20-year mortgage rather than a rental unit for qualifying voucher holders.

Actions taken to provide assistance to troubled PHAs

Lake County and its public housing agencies are aligned in their objective of enhancing the availability of safe, decent, sanitary and affordable housing for low-income residents. The county perceives public housing agencies as valuable partners and encourages collaborative efforts aimed at enhancing and expanding the provision of high-quality affordable housing. To facilitate this coordination, the County operates the ServicePoint Referral Network, a software platform enabling housing and service providers to send and monitor referrals to community partners. The Lake County Housing Authority is an integral part of this network, fostering coordination between housing authorities and other housing and service agencies within the network.

Moreover, Lake County, in conjunction with the Continuum of Care, continues to strive towards integrating housing opportunities into the homeless Coordinated Entry system. Furthermore, the Continuum of Care facilitates direct referrals from the Coordinated Entry List to the Lake County Housing Authority Mainstream Vouchers and Emergency Voucher waiting lists. As of February 2024, the exhibited utilization rates of 94.08%.

CR-35 - Other Actions 91.220(j)-(k); 91.320(i)-(j)

Actions taken to remove or ameliorate the negative effects of public policies that serve as barriers to affordable housing such as land use controls, tax policies affecting land, zoning ordinances, building codes, fees and charges, growth limitations, and policies affecting the return on residential investment. 91.220 (j); 91.320 (i)

Lake County has convened the Attainable Housing Task Force focused on increasing the supply of affordable housing. The Task Force's goal is to develop a model inclusionary zoning ordinance that can help ensure that new housing developments include a mix of affordable units, thereby increasing the overall supply of affordable housing in Lake County. Lake County partnered with CMAP to apply for the U.S. Department of Housing and Urban Development Pathways to Removing Obstacles to Housing grant program. The application focuses on housing readiness planning – the process of tackling regulatory barriers such as zoning, entitlement processes and building codes and inspections that inform the housing types and price points in our region's communities. Further Lake County efforts include embracing the Affordable Housing Tax Credit HB2621, a new property assessment program to create and preserve affordable rental homes. Successful participation in this program will grant affordable housing developers and owners a reduction in assessed value of their qualifying property.

Actions taken to address obstacles to meeting underserved needs. 91.220(k); 91.320(j)

Lake County Community Development continues to work closely with the Lake County Continuum of Care (CoC) to ensure that the County is supportive of programs most needed by Lake County's underserved residents and vulnerable populations. The CoC's annual needs assessment is used to identify gaps in services and helps shape the County's funding priorities. Once those priorities are identified, the County uses CDBG funds and Video Gaming Revenue funds to prioritize expanding capacity of agencies that provide much-needed supportive services. Additionally, Lake County supports affordable housing developments in areas most likely to benefit low-income residents, such as high opportunity areas with access to public transportation and jobs.

Actions taken to reduce lead-based paint hazards. 91.220(k); 91.320(j)

Lake County requires all housing rehabilitation projects to undergo lead-based paint testing if the unit was constructed pre-1978, and to share the testing report with the County. The County reviews the testing reports as part of the Environmental Review process and incorporates the level of remediation work into the Environmental Review Record. The County also reviews the testing reports to ensure scopes of work include the necessary environmental remediation work. County projects strictly follow the federal lead-based paint remediation requirements, and many projects undergo full abatement even when not required to do so under federal regulations. The County's Owner-Occupied Rehabilitation Program has funds set-aside for the City of North Chicago, a municipality with aged housing stock often containing lead-based paint.

Actions taken to reduce the number of poverty-level families. 91.220(k); 91.320(j)

Lake County through various collaborations and partnerships funded numerous projects to support its Consolidated Plan goals of improving the homeless crisis system, assisting people with special needs, maximizing affordable housing and prioritizing pathways for upward mobility. Actions taken to improve the homeless crisis response system include support of homeless and domestic shelters and rapid rehousing programs. Several public services funded during the program period addressed the need to end homelessness, spur inclusive growth and provide borderless transit. Those programs include transportation, homeless outreach and housing advocacy services, an employment opportunity program for persons with disabilities, youth training, senior and parenting services. Lake County also supported a local food bank, legal advocacy for children in foster care. Local funding provided for a Landlord Outreach Education Program administered by the Lake County Housing Authority to encourage participation in the Section 8 Housing Voucher Choice Program.

Actions taken to develop institutional structure. 91.220(k); 91.320(j)

Lake County works to build institutional capacity of organizations interested in expanding the creation and preservation of affordable housing. Grant-giving is accompanied by technical assistance to share policies and practices conducive to improved operations, generating stronger partners over time who are better equipped to leverage non-HUD funding sources in the creation and rehabilitation of affordable housing units. Grant-making in strategic programs like housing need assessments, in partnership with the local public-private economic development agency, served as a launching point for increased cooperation among local municipalities to understand the broad and deep needs for more affordable housing, thus helping the efficacy of organizations advocating, building, and preserving affordable housing.

Actions taken to enhance coordination between public and private housing and social service agencies. 91.220(k); 91.320(j)

Lake County and its public housing agencies are aligned in their objective of enhancing the availability of safe, decent, sanitary and affordable housing for low-income residents. Lake County perceives public housing agencies as valuable partners and encourages collaborative efforts aimed at enhancing and expanding the provision of high-quality affordable housing. To facilitate this coordination, the County operates the ServicePoint Referral Network, a software platform enabling housing and service providers to send and monitor referrals to community partners. The Lake County Housing Authority is an integral part of this network, fostering coordination between housing authorities and other housing and service agencies within the network.

Moreover, Lake County, in conjunction with the Continuum of Care, continues to strive towards integrating housing opportunities into the homeless Coordinated Entry system. Furthermore, the Continuum of Care facilitates direct referrals from the Coordinated Entry List to the Lake County Housing Authority Mainstream Vouchers and Emergency Voucher waiting lists. As of February 2024, the exhibited utilization rates were 94.08%.

Identify actions taken to overcome the effects of any impediments identified in the jurisdictions analysis of impediments to fair housing choice. 91.520(a)

Lake County maintains its ongoing collaboration with Prairie State Legal Services (PSLS) to deliver fair housing services to its residents, jointly addressing discrimination complaints within the County. This partnership involves a multifaceted approach, including offering legal assistance to eligible households facing potential fair housing issues, conducting educational initiatives and outreach efforts targeting local community groups, social service agencies, and housing providers to raise awareness of fair housing laws, and conducting investigations and testing related to fair housing practices wherever feasible. PSLS has reported assisting 39 clients during the period of PY2023, with 28 clients served through CDBG funding and 11 through other HUD funds. Notably, since May 1, 2023, complaints have been filed involving protected classes such as disability, race, and source of income. The predominant fair housing issue raised by clients continues to be reasonable accommodation. PSLS has conducted five presentations and provided training to 72 residents and agencies. Moreover, PSLS initiated a 3-year Private Enforcement Initiative (PEI) grant from HUD in 2021 as part of the Fair Housing Initiatives Program. Through this grant, PSLS has employed a full-time Testing and Outreach Coordinator who has conducted 12 housing tests since May 1, 2023. Although no new testers have been trained in Lake County, efforts are underway to foster relationships with community groups and actively recruit testers to bolster the testing program.

CR-40 - Monitoring 91.220 and 91.230

Describe the standards and procedures used to monitor activities carried out in furtherance of the plan and used to ensure long-term compliance with requirements of the programs involved, including minority business outreach and the comprehensive planning requirements

Lake County provides monitoring across CDBG, ESG and HOME according to the specific program requirements with multiple strategies to promote compliance. These activities are informed by the Code of Federal Regulations and HUD-specific guidelines. Lake County's Monitoring Policy covers program monitoring, administrative and financial monitoring, activity-specific and project monitoring, and long-term monitoring. Depending on the source of funds, amount of funding, and type of project or program, various monitoring activities may be conducted. A combination of desk review and on-site monitoring maximizes monitoring efficacy by providing communication opportunities and ability to stay current with program and project developments. For CDBG public services and ESG projects, each sub-grantee submitted quarterly performance reports (QPR) throughout the period of performance. Information from these reports helps structure the in-person monitoring sessions. Monitoring schedules are developed according to timeframes required by HUD, often occurring on an annual basis or at other periodic increments. The monitoring process was also developed to parallel HUD's process, beginning with a monitoring notification letter and culminating in a monitoring close-out letter. The monitoring process includes the review of relevant program files, operational and financial policies, meeting with program leadership to discuss progress during the last year and the continuation of standards as required by Lake County and HUD. A formal review of the program's efforts and grant activity is completed during these meetings. Each organization receives a written report addressing any areas of deficiency and follow-up monitoring is completed as needed.

Organizations with long-term compliance considerations receive routine desk monitoring from Community Development and technical assistance as needed to ensure the program is meeting the standards established for their programs.

Finally, all requests for reimbursement go through a multi-person process to ensure proper documentation is provided and funds are spent according to HUD, State and County standards ensuring compliance and responsible spending.

At every Procurement opportunity, Lake County continues to enforce outreach efforts to minority- and women-owned business entities ensuring that local MBE/WBE are solicited for bids on projects supported with County/Federal funds. During the application process, each potential sub-grantee identifies the role MBE/WBE businesses will play in the potential project. In PY23, official bidding documents included language directly encouraging MBE/WBE and Section 3 businesses to apply. Lake County, along with the subrecipient, tracked the businesses that requested the bidding documents electronically and asked businesses to identify their MBE/WBE status. The data gathered has allowed for the creation of an MBE/WBE database that can be utilized to advertise future business opportunities. Additionally, Lake County Community Development has partnered with economic development

stakeholders in Lake County to provide technical assistance to businesses ideal for MBE/WBE certification. Lake County Community Development seeks to build capacity of potential MBE/WBE businesses to expand the applicant pool for future projects.

Citizen Participation Plan 91.105(d); 91.115(d)

Describe the efforts to provide citizens with reasonable notice and an opportunity to comment on performance reports.

A Public Hearing to discuss the CAPER was held on June 12, 2024, at a meeting of the Lake County Housing and Community Development Commission (HCDC). There were no public comments submitted prior to the meeting and no public comments were made at the meeting. A legal notice regarding these opportunities for public comment was published in the Lake County News-Sun newspaper. A copy of the published notice is attached to this report.

CR-45 - CDBG 91.520(c)

Specify the nature of, and reasons for, any changes in the jurisdiction’s program objectives and indications of how the jurisdiction would change its programs as a result of its experiences.

Lake County annually deliberates objectives through the Housing and Community Development Commission (HCDC) that publicly discusses research and trends on Lake County issues and considers proposals that advance the County’s Consolidated Plan goals. Through this process, the public provides input to certify that the goals address community needs.

Lake County remains committed to the goals outlined in the 2020-2024 Con Plan. Lake County continues to work on implement the one-time investments of Federal Funding, made available through the CARES Act, American Rescue Plan and the Consolidated Appropriations Act, to support the strategies and goals of the Con Plan. The community data on the impact of COVID-19 highlights issues the racial and economic inequities present in the community.

The amendments to the 2023 Annual Action Plan increased spending for existing goals and included indicators to better capture the impact of project activities.

Future program adjustments would be informed through feedback from sub-recipients combined with the deliberative process provided by the HCDC.

Timeliness – The most recent 60-day CDBG timeliness test was completed on March 3, 2024, Lake County was found to be in compliance.

Does this Jurisdiction have any open Brownfields Economic Development Initiative (BEDI) grants?

No.

[BEDI grantees] Describe accomplishments and program outcomes during the last year.

N/A.

CR-50 - HOME 24 CFR 91.520(d)

Include the results of on-site inspections of affordable rental housing assisted under the program to determine compliance with housing codes and other applicable regulations

Please list those projects that should have been inspected on-site this program year based upon the schedule in 24 CFR §92.504(d). Indicate which of these were inspected and a summary of issues that were detected during the inspection. For those that were not inspected, please indicate the reason and how you will remedy the situation.

IDIS #	Last Physical Inspection Date
1190	1/30/2024
511	1/30/2024
3547	1/30/2024
678	1/30/2024
678	1/30/2024

In Program Year 2023 (PY23) Lake County has completed inspections of 5 properties (4 IDIS activities) and is in compliance with 24 CFR §92.504(d). All deficiencies noted during inspections were not considered life safety issues and typically consist of loose outlets, loose fixtures, caulking repair, and other minor repairs. All deficiencies noted and remedied. Proof of compliance may include a combination of work orders, photos, invoices and if necessary, re-inspection.

Inspections were completed for the entire HOME portfolio in PY22 (42 properties 34 IDIS activities). Additional inspections for HOME properties are scheduled for PY24.

Provide an assessment of the jurisdiction's affirmative marketing actions for HOME units. 24 CFR 91.520(e) and 24 CFR 92.351(a)

The County has an Affirmative Marketing Policy that aligns with the requirements of 24 CFR 92.351. Any entity that receives funding for rental or homebuyer projects or programs containing 5 or more HOME assisted housing units must develop and adhere to affirmative marketing procedures. The procedures, which must be approved by the County prior to the marketing of the units, must contain sections that pertain to targeting, outreach, indicators, and staff training. Projects and programs are required to make a good faith effort to carry out the provisions of their approved affirmative marketing procedures, such as advertising and marketing to those least likely to apply. Additionally, all programs and projects must use the Equal Housing Opportunity logotype or slogan in press releases and advertisements and display a fair housing poster in their management office.

In order to ensure that all programs comply with the Affirmative Marketing Policy, Lake County reviews affirmative marketing materials and files during routine onsite monitoring visits. If there is any indication that projects are not complying with the policy, corrective action is taken to bring the projects into compliance.

Refer to IDIS reports to describe the amount and use of program income for projects, including the number of projects and owner and tenant characteristics

IDIS reports PR-07 and PR-09 detail the expenditure of HOME program income during PY23. A total of \$76,325.00 of HOME program income was expended. A total of \$75,284.00 was spent on the acquisition of two single family homes to be operated as affordable rental properties. The property owner is Housing Opportunity Development Corporation (HODC) a non-profit affordable housing organization. The acquisitions are part of an effort to preserve affordable housing and each unit was occupied by a public housing resident. The residents were not displaced and were able to remain in their units via a tenant protect voucher. The balance of program income was spent on the development of a 46-units senior rental project in Mundelein, Illinois.

Describe other actions taken to foster and maintain affordable housing. 24 CFR 91.220(k) (STATES ONLY: Including the coordination of LIHTC with the development of affordable housing). 24 CFR 91.320(j)

Lake County recognizes that there is a need for affordable housing and prioritizes the creation and preservation of affordable housing in the 5-Year Consolidated Plan and Annual Action Plans. One of the four goals identified in the Consolidated Plan are in the category of housing and focus on preserving units through rehab, developing new units, preventing and ending homelessness, and subsidizing housing for Low-and-Moderate Income families. Additionally, the County utilizes local Affordable Housing Program funding to complement HOME and CDBG funding that is dedicated to affordable Housing.

CR-58 – Section 3

Identify the number of individuals assisted and the types of assistance provided

Total Labor Hours	CDBG	HOME	ESG	HOPWA	HTF
Total Number of Activities	1	3	0	0	0
Total Labor Hours	1,597	45,500			
Total Section 3 Worker Hours	0	0			
Total Targeted Section 3 Worker Hours	0	0			

Table 14 – Total Labor Hours

Qualitative Efforts - Number of Activities by Program	CDBG	HOME	ESG	HOPWA	HTF
Outreach efforts to generate job applicants who are Public Housing Targeted Workers					
Outreach efforts to generate job applicants who are Other Funding Targeted Workers.					
Direct, on-the job training (including apprenticeships).					
Indirect training such as arranging for, contracting for, or paying tuition for, off-site training.					
Technical assistance to help Section 3 workers compete for jobs (e.g., resume assistance, coaching).					
Outreach efforts to identify and secure bids from Section 3 business concerns.					
Technical assistance to help Section 3 business concerns understand and bid on contracts.					
Division of contracts into smaller jobs to facilitate participation by Section 3 business concerns.	1				
Provided or connected residents with assistance in seeking employment including drafting resumes, preparing for interviews, finding job opportunities, connecting residents to job placement services.		1			
Held one or more job fairs.					
Provided or connected residents with supportive services that can provide direct services or referrals.		1			
Provided or connected residents with supportive services that provide one or more of the following: work readiness health screenings, interview clothing, uniforms, test fees, transportation.		1			
Assisted residents with finding childcare.					
Assisted residents to apply for or attend community college or a four-year educational institution.		1			
Assisted residents to apply for or attend vocational/technical training.		1			
Assisted residents to obtain financial literacy training and/or coaching.		1			
Bonding assistance, guaranties, or other efforts to support viable bids from Section 3 business concerns.					
Provided or connected residents with training on computer use or online technologies.		1			
Promoting the use of a business registry designed to create opportunities for disadvantaged and small businesses.					
Outreach, engagement, or referrals with the state one-stop system, as designed in Section 121(e)(2) of the Workforce Innovation and Opportunity Act.					
Other.					

Table 15 – Qualitative Efforts - Number of Activities by Program

Narrative

Lake County was unable to achieve the safe harbor benchmarks for Section 3 labor hours in PY23. Projects in which Section 3 was triggered are large-scale projects. Each project will tally thousands of labor hours. In all cases the general contractor divided up subcontract packages to try and attract Section 3 businesses. There continues to be a lack of registered Section 3 business operating in Lake County and the response to outreach from contractors is minimal.

The most successful effort by Lake County to engage Section 3 businesses/workers continues to be the partnerships with the two YouthBuild programs operating in Lake County. Lake County annually supports both the YouthBuild programs with CDBG public service funding. In addition, Lake County has supported a housing rehabilitation program with Youth Conservation Corps., in which YouthBuild participants receive hands-on vocational training. The participants assist in the rehabilitation of single-family homes and upon completion, the homes are sold to income qualified households.

CR-60 - ESG 91.520(g) (ESG Recipients only)

ESG Supplement to the CAPER in *e-snaps*

For Paperwork Reduction Act

1. Recipient Information—All Recipients Complete

Basic Grant Information

Recipient Name	LAKE COUNTY
Organizational DUNS Number	074591652
UEI	
EIN/TIN Number	366006600
Identify the Field Office	CHICAGO
Identify CoC(s) in which the recipient or subrecipient(s) will provide ESG assistance	

ESG Contact Name

Prefix	Mr
First Name	Dominic
Middle Name	T
Last Name	Strezo
Suffix	
Title	Community Development Administrator

ESG Contact Address

CAPER

Street Address 1 500 W Winchester Road
Street Address 2
City Libertyville
State IL
ZIP Code -
Phone Number 8473772332
Extension
Fax Number
Email Address dstrezo@lakecountyil.gov

ESG Secondary Contact

Prefix Ms
First Name Penni
Last Name Raphaelson

Suffix
Title Senior Grant Manger
Phone Number 8473772096
Extension
Email Address praphaelson@lakecountyil.gov

2. Reporting Period—All Recipients Complete

Program Year Start Date 05/01/2023
Program Year End Date 04/30/2024

3a. Subrecipient Form – Complete one form for each subrecipient

Subrecipient or Contractor Name Lake County
City Waukegan
State IL
Zip Code 60085, 4304
DUNS Number 074591652
UEI W2VMR6ZKNT21
Is subrecipient a victim services provider N
Subrecipient Organization Type Unit of Government

Subrecipient or Contractor Name A Safe Place
City Zion
State IL
Zip Code 60099, 1543
DUNS Number 122324247
UEI MFL4F5Q9J8D3
Is subrecipient a victim services provider Y
Subrecipient Organization Type Other Non-Profit Organization
ESG Subgrant or Contract Award Amount \$15,000.00

Subrecipient or Contractor Name Catholic Charities
City Waukegan
State IL
Zip Code 60085, 6101
DUNS Number 069952528
UEI HQLAHHQYTMF1
Is subrecipient a victim services provider N
Subrecipient Organization Type Faith-Based Organization
ESG Subgrant or Contract Award Amount \$50,000.00

Subrecipient or Contractor Name Kids Above All
City Waukegan
State IL
Zip Code 60085, 4304
DUNS Number 115765265
UEI RGWKBZEVE6R9
Is subrecipient a victim services provider N
Subrecipient Organization Type Other Non-Profit Organization
ESG Subgrant or Contract Award Amount \$32,000.00

Subrecipient or Contractor Name PADS Lake County
City Waukegan

State IL

Zip Code 60085, 3582

DUNS Number 019728976

UEI R3VSV9PM3687

Is subrecipient a victim services provider N

Subrecipient Organization Type Other Non-Profit Organization

ESG Subgrant or Contract Award Amount \$50,000.00, \$17,000.00

CR-65 - Persons Assisted

This section intentionally left blank per HUD instructions.

CR-70 – ESG 91.520(g) - Assistance Provided and Outcomes

10. Shelter Utilization

Number of New Units – Rehabbed	
Number of New Units – Conversion	
Total Number of bed - nights available	115,202
Total Number of bed - nights provided	115,576
Capacity Utilization	100.32%

Table 24 – Shelter Capacity

11. Project Outcomes Data measured under the performance standards developed in consultation with the CoC(s)

CR-75 – Expenditures

This section intentionally left blank per HUD instructions.

Attachments to PY2023 CAPER

SAGE ESG Report

SAGE ESG-CV Report

PR01 - Grants and Program Income

PR02 - List of Activities by Program Year

PR03 - CDBG Activity Summary Report

PR06 - Summary of Consolidated Plan Projects for Report Year

PR10 - CDBG Housing Activities

PR22 (2 of 3) - Status of HOME Activities - Entitlement

PR23 - CDBG Summary of Accomplishments

PR23 - HOME Summary of Accomplishments

PR25 - Status of CHDO Funds by Fiscal Year Report

PR26 – CDBG Financial Summary Reports

PR26 – CDBG-CV Financial Summary Reports

PR27 - Status of HOME Grant Reports

PR91 - ESG Financial Summary

Report: CAPER

Period: 5/1/2023 - 4/30/2024

Your user level here: Data Entry and Account Admin

Step 1: Dates

5/1/2023 to 4/30/2024

Step 2: Contact Information

First Name **Dominic**
Middle Name
Last Name **Strezo**
Suffix
Title **Community Development Administrator**
Street Address 1 **500 West Winchester Road**
Street Address 2
City **Libertyville**
State **Illinois**
ZIP Code **60048**
E-mail Address **dstrezo@lakecountyil.gov**
Phone Number **(847)377-2134**
Extension
Fax Number **(847)984-5745**

Step 4: Grant Information

Emergency Shelter Rehab/Conversion

Did you create additional shelter beds/units through an ESG-funded rehab project **No**

Did you create additional shelter beds/units through an ESG-funded conversion project **No**

Data Participation Information

Are there any funded projects, except HMIS or Admin, which are not listed on the Project, Links and Uploads form? This includes projects in the HMIS and from VSP **No**

Step 5: Project Outcomes

Project outcomes are required for all CAPERS where the program year start date is 1-1-2021 or later. This form replaces the narrative in CR-70 of the eCon Planning Suite.

From the Action Plan that covered ESG for this reporting period copy and paste or retype the information in Question 5 on screen AP-90: "Describe performance standards for evaluating ESG."

The performance standards use for evaluating ESG programs is usually through the monitoring stages of each grant. As well as review of the ESG written standards to ensure that agencies and programs are following rules and regulations for the ESG program. The ESG written standards have been developed to assure that ESG-funded programs are compliant and consistent across providers and contracts.

Based on the information from the Action Plan response previously provided to HUD:

1. Briefly describe how you met the performance standards identified in A-90 this program year. *If they are not measurable as written type in N/A as the answer.*

Performance standards were met based on an evaluation method used during monitoring. There is a ESG checklist that was developed to ensure that all aspects of the ESG performance standards were met during the program year. These items included: homeless documentation, length of stay, homeless participation, discharge policies, case management, mainstream benefits, housing, financial policies, progress and reporting and a section for ESG-CV grants to verify duplication of benefits and prevent, prepare and respond tieback entities.

2. Briefly describe what you did not meet and why. *If they are not measurable as written type in N/A as the answer.*

N/A

OR

3. If your standards were not written as measurable, provide a sample of what you will change them to in the future? *If they were measurable and you answered above type in N/A as the answer.*

N/A

Step 6: Financial Information

ESG Information from IDIS

As of 6/14/2024

FY	Grant Number	Current Authorized Amount	Funds Committed By Recipient	Funds Drawn	Balance Remaining	Obligation Date	Expenditure
2023	E23UC170003	\$220,057.00	\$220,057.00	\$148,779.83	\$71,277.17	6/28/2023	6/28/2025
2022	E22UC170003	\$222,592.00	\$222,592.00	\$192,800.88	\$29,791.12	9/13/2022	9/13/2024
2021	E21UC170003	\$225,934.00	\$225,934.00	\$225,934.00	\$0	8/3/2021	8/3/2023
2020	E20UC170003	\$225,467.00	\$225,467.00	\$225,467.00	\$0	9/9/2020	9/9/2022
2019	E19UC170003	\$224,137.00	\$224,137.00	\$224,137.00	\$0	8/22/2019	8/22/2021
2018	E18UC170003	\$216,362.00	\$216,362.00	\$216,362.00	\$0	8/7/2018	8/7/2020
2017	E17UC170003	\$376,463.00	\$376,463.00	\$376,463.00	\$0	10/19/2017	10/19/2019
2016	E16UC170003	\$217,190.00	\$217,190.00	\$217,190.00	\$0	7/14/2016	7/14/2018
2015	E15UC170003	\$219,917.00	\$219,917.00	\$219,917.00	\$0	6/15/2015	6/15/2017
Total		\$2,515,127.00	\$2,515,126.75	\$2,414,058.46	\$101,068.54		

Expenditures	2023		2022		2021		2020		2019		2018	
	Yes	No	Yes	No	Yes	No	Yes	No	Yes	No	Yes	No
	FY2023 Annual ESG Funds for		FY2022 Annual ESG Funds for									
Homelessness Prevention	Non-COVID		Non-COVID									
Rental Assistance												
Relocation and Stabilization Services - Financial Assistance												
Relocation and Stabilization Services - Services												
Hazard Pay (<i>unique activity</i>)												
Landlord Incentives (<i>unique activity</i>)												
Volunteer Incentives (<i>unique activity</i>)												
Training (<i>unique activity</i>)												
Homeless Prevention Expenses		0.00		0.00								
	FY2023 Annual ESG Funds for		FY2022 Annual ESG Funds for									
Rapid Re-Housing	Non-COVID		Non-COVID									
Rental Assistance		40,715.00		55,457.16								
Relocation and Stabilization Services - Financial Assistance												
Relocation and Stabilization Services - Services		2,215.82		3,741.72								
Hazard Pay (<i>unique activity</i>)												
Landlord Incentives (<i>unique activity</i>)												
Volunteer Incentives (<i>unique activity</i>)												
Training (<i>unique activity</i>)												
RRH Expenses		42,930.82		59,198.88								
	FY2023 Annual ESG Funds for		FY2022 Annual ESG Funds for									
Emergency Shelter	Non-COVID		Non-COVID									
Essential Services		57,222.17		32,217.94								
Operations		7,777.83		40,463.06								
Renovation												
Major Rehab												
Conversion												
Hazard Pay (<i>unique activity</i>)												
Volunteer Incentives (<i>unique activity</i>)												
Training (<i>unique activity</i>)												
Emergency Shelter Expenses		65,000.00		72,681.00								
	FY2023 Annual ESG Funds for		FY2022 Annual ESG Funds for									

Temporary Emergency Shelter	Non-COVID	Non-COVID
Essential Services		
Operations		
Leasing existing real property or temporary structures		
Acquisition		
Renovation		
Hazard Pay (<i>unique activity</i>)		
Volunteer Incentives (<i>unique activity</i>)		
Training (<i>unique activity</i>)		
Other Shelter Costs		
Temporary Emergency Shelter Expenses		
	FY2023 Annual ESG Funds for	FY2022 Annual ESG Funds for
Street Outreach	Non-COVID	Non-COVID
Essential Services	17,000.00	24,227.00
Hazard Pay (<i>unique activity</i>)		
Volunteer Incentives (<i>unique activity</i>)		
Training (<i>unique activity</i>)		
Handwashing Stations/Portable Bathrooms (<i>unique activity</i>)		
Street Outreach Expenses	17,000.00	24,227.00
	FY2023 Annual ESG Funds for	FY2022 Annual ESG Funds for
Other ESG Expenditures	Non-COVID	Non-COVID
Cell Phones - for persons in CoC/YHDP funded projects (<i>unique activity</i>)		
Coordinated Entry COVID Enhancements (<i>unique activity</i>)		
Training (<i>unique activity</i>)		
Vaccine Incentives (<i>unique activity</i>)		
HMIS	7,345.01	20,000.00
Administration	16,504.00	16,694.00
Other Expenses	23,849.01	36,694.00
	FY2023 Annual ESG Funds for	FY2022 Annual ESG Funds for
	Non-COVID	Non-COVID
Total Expenditures	148,779.83	192,800.88
Match	117,233.74	234,582.71
Total ESG expenditures plus match	266,013.57	427,383.59

Total expenditures plus match for all years

Step 7: Sources of Match

	FY2023	FY2022	FY2021	FY2020	FY2019	FY2018	FY2017	FY2016	FY2015
Total regular ESG plus COVID expenditures brought forward	\$148,779.83	\$192,800.88	\$0.00	\$0.00	\$0.00	\$0.00	\$0.00	\$0.00	\$0.00
Total ESG used for COVID brought forward	\$0.00	\$0.00	\$0.00	\$0.00	\$0.00	\$0.00	\$0.00	\$0.00	\$0.00
Total ESG used for regular expenses which requires a match	\$148,779.83	\$192,800.88	\$0.00	\$0.00	\$0.00	\$0.00	\$0.00	\$0.00	\$0.00
Match numbers from financial form	\$117,233.74	\$234,582.71	\$0.00	\$0.00	\$0.00	\$0.00	\$0.00	\$0.00	\$0.00
Match Percentage	78.79%	121.67%	0%	0%	0%	0%	0%	0%	0%

Match Source FY2023 FY2022 FY2021 FY2020 FY2019 FY2018 FY2017 FY2016 FY2015

Other Non-ESG HUD Funds 117,233.74

Other Federal Funds

State Government

Local Government

Private Funds

Other

Fees

Program Income

Total Cash Match

Non Cash Match

Total Match

Step 8: Program Income

Program income is the income received by the recipient or subrecipient directly generated by a grant supported activity. Program income is defined in 2 CFR §200.307. More information is also available in the ESG CAPER Guidebook in the resources tab above.

Did the recipient earn program income from any ESG project during the program year?

|

Report Date Range

7/1/2023 to 9/30/2023

Report first submitted to HUD on

2/19/2024

Reporting Requirements Identified

Have you executed your ESG-CV Grant Agreement? **Yes**

Have you made any expenditures? **Yes**

Identify the expenditures made to date **Admin, Landlord Incentives, Emergency Shelter, Rapid Re-Housing**

HMIS/VSP Contacts Identified

Organization	HMIS/VSP ID	VSP?	Contact Name	Contact Email	Contact Phone
A Safe Place	ASPCD	Yes	Sheridan Shumsky	sshumsky@asafeforhelp.org	(847)731-7165 1015
Lake County Community Development	LCHMIS	No	Sarah F. Feiger	sfeiger@lakecountyil.gov	(847)377-2113

Project and Bundle List

Component Type	Subrecipient	Sub-subrecipient	Project Name	Carried Forward?	Start Date	End Date	HMIS ID	HMIS Full Name	VSP?	Bundle - Quarterly	Bundle Sent?	Bur Cur
Emergency Shelter (CV)	A Safe Place		Emergency Shelter	Y	1/1/2021	7/31/2021	ASPCD	A Safe Place	Yes			AS ES
Emergency Shelter (CV)	A Safe Place		Reallocated Emergency Shelter	Y	8/1/2022	2/28/2023	ASPCD	A Safe Place	Yes			AS ES
Emergency Shelter (CV)	Lake County Haven		Transitional Shelter	Y	1/1/2021	8/31/2021	LCHMIS	Lake County Community Development	No			LC ES
Emergency Shelter (CV)	PADS Lake County		Motel Sites	Y	6/1/2021	11/30/2021	LCHMIS	Lake County Community Development	No			LC ES
Emergency Shelter (CV)	PADS Lake County		Reallocated Emergency Shelter	Y	7/1/2022	3/31/2023	LCHMIS	Lake County Community Development	No			LC ES
PH - Rapid Re-Housing	A Safe Place		Rapid Re-Housing	Y	1/1/2022	4/30/2023	ASPCD	A Safe Place	Yes			AS RR
PH - Rapid Re-Housing	Catholic Charities Lake County Services		Rapid Re-Housing	Y	7/6/2020	9/30/2023	LCHMIS	Lake County Community Development	No	LCHMIS RRH-2	Yes	LC RR
PH - Rapid Re-Housing	Kids Above All		Emerge Rapid Re-Housing	Y	7/1/2021	7/31/2023	LCHMIS	Lake County Community Development	No	LCHMIS RRH-1	Yes	LC RR
PH - Rapid Re-Housing	Nicasa Behavioral Health Services		Rapid Re-Housing	Y	4/1/2021	7/31/2022	LCHMIS	Lake County Community Development	No			LC RR

CUMULATIVE Projects carried out during the program year (according to files that have been uploaded)

Components	Projects	Total Persons Reported	Total Households Reported
Emergency Shelter - Entry Exit	0	0	0
Emergency Shelter - Night-by-Night/Temporary Emergency Shelter	5	1070	605
Day Shelter	0	0	0
Transitional Housing	0	0	0
Total Emergency Shelter Component	5	1070	605
Total Street Outreach	0	0	0
Total PH - Rapid Re-Housing	5	251	111
Total Homelessness Prevention	0	0	0

QUARTERLY Projects carried out during the program year (according to files that have been uploaded)

Components	Projects	Total Persons Reported	Total Households Reported
Emergency Shelter - Entry Exit	0	0	0
Day Shelter	0	0	0
Transitional Housing	0	0	0
Total Emergency Shelter Component	0	0	0
Total Street Outreach	0	0	0
Total PH - Rapid Re-Housing	3	21	8
Total Homelessness Prevention	0	0	0

Narrative for Projects Missing on Previous Submission

- no data -

Information on Allowable Activities

Temporary Emergency Shelters – essential services	No
Temporary Emergency Shelters – operating costs	No
Temporary Emergency Shelters – leasing existing real property or temporary structures	No
Temporary Emergency Shelters – acquisition of real property	No
Temporary Emergency Shelters – renovation of real property	No
Training	No
Hazard Pay	No
Handwashing Stations, Portable Bathrooms, Laundry Service	No
Landlord Incentives	Yes

Briefly describe what you provided through this service, including how you used these services to prevent, prepare for, and respond to the COVID-19 response and recovery and why you believe it was necessary for your crisis response effort.

There were many challenges locating affordable housing for RRH young adults in the Lake County area. The pandemic created a decrease in the availability of units for several reasons. Additionally, landlords were reluctant to rent to 18-24 year old individuals experiencing homelessness and income instability, among other issues. Some landlord reluctance was exacerbated by the eviction moratorium, loss of employment/income, safety concerns, etc.

In order to increase landlord willingness to rent to youth, the Emerge team participated in the landlord engagement committee to have access to more area landlords, learn what would motivate them to partner with RRH programs, and learn best practices from community partners. Based on information gathered, Emerge strategized to utilize funds for a financial incentive. Specifically, offering to pay double security deposits, in addition to first/last month rent and fees, in order to obtain a lease. The team had access to additional escalating incentives, not to exceed three times the rent charged for the unit, if these initial offers did not result in a signed lease. The Emerge team successfully utilized these funds to entice landlords to rent to this specific population.

Volunteer Incentives	No
Transportation (community-wide transport for testing or vaccination)	No
Vaccine Incentives	No
Coordinated Entry COVID Enhancements	No
I have completed all the fields on this form relevant to this submission	Yes

Category	This Quarter	Total Previous Submissions	Total Current + Previous
Expenditures for Homelessness Prevention			
Rental Housing	0.00	0.00	0.00
Relocation and Stabilization Services - Financial Assistance	0.00	0.00	0.00
Relocation and Stabilization Services - Services	0.00	0.00	0.00
Hazard Pay <i>(unique activity)</i>	0.00	0.00	0.00
Landlord Incentives <i>(unique activity)</i>	0.00	0.00	0.00
Volunteer Incentives <i>(unique activity)</i>	0.00	0.00	0.00
Training <i>(unique activity)</i>	0.00	0.00	0.00
Subtotal Homelessness Prevention	0.00	0.00	0.00
Expenditures for Rapid Rehousing			
Rental Housing	40,746.78	441,238.84	481,985.62
Relocation and Stabilization Services - Financial Assistance	-23,835.62	109,125.53	85,289.91
Relocation and Stabilization Services - Services	15,927.16	601,477.05	617,404.21
Hazard Pay <i>(unique activity)</i>	0.00	0.00	0.00
Landlord Incentives <i>(unique activity)</i>	0.00	8,368.39	8,368.39
Volunteer Incentives <i>(unique activity)</i>	0.00	0.00	0.00
Training <i>(unique activity)</i>	0.00	0.00	0.00
Subtotal Rapid Rehousing	32,838.32	1,160,209.81	1,193,048.13
Expenditures for Emergency Shelter (Normal)			
Essential Services	0.00	57,971.99	57,971.99
Operations	51,946.86	865,473.05	917,419.91
Renovation	0.00	0.00	0.00
Major Rehab	0.00	0.00	0.00
Conversion	0.00	0.00	0.00
Hazard Pay <i>(unique activity)</i>	0.00	0.00	0.00
Volunteer Incentives <i>(unique activity)</i>	0.00	0.00	0.00
Training <i>(unique activity)</i>	0.00	0.00	0.00
Subtotal Emergency Shelter	51,946.86	923,445.04	975,391.90
Expenditures for Temporary Emergency Shelter			
Essential Services	0.00	0.00	0.00
Operations	0.00	0.00	0.00
Leasing existing real property or temporary structures	0.00	0.00	0.00
Acquisition	0.00	0.00	0.00
Renovation	0.00	0.00	0.00
Hazard Pay <i>(unique activity)</i>	0.00	0.00	0.00
Volunteer Incentives <i>(unique activity)</i>	0.00	0.00	0.00
Training <i>(unique activity)</i>	0.00	0.00	0.00
Other Shelter Costs	0.00	0.00	0.00
Subtotal Temporary Emergency Shelter	0.00	0.00	0.00
Expenditures for Street Outreach			
Essential Services	0.00	0.00	0.00
Hazard Pay <i>(unique activity)</i>	0.00	0.00	0.00

Handwashing Stations, Portable Bathrooms, Laundry Services (<i>unique activity</i>)	0.00	0.00	0.00
Volunteer Incentives (<i>unique activity</i>)	0.00	0.00	0.00
Training (<i>unique activity</i>)	0.00	0.00	0.00
Subtotal Street Outreach	0.00	0.00	0.00

Other ESG-CV Expenditures

Cell Phones - for persons in Coc/YHDP funded projects (<i>unique activity</i>)	0.00	0.00	0.00
Coordinated Entry COVID Enhancements (<i>unique activity</i>)	0.00	0.00	0.00
Training (<i>unique activity</i>)	0.00	0.00	0.00
Vaccine Incentives (<i>unique activity</i>)	0.00	0.00	0.00
HMIS	0.00	0.00	0.00
Administration	-8,123.36	138,023.33	129,899.97
Subtotal Other Expenditures	-8,123.36	138,023.33	129,899.97

Special adjustment - cumulative total

Total ESG-CV Expenditures	76,661.82	2,221,678.18	2,298,340.00
----------------------------------	------------------	---------------------	---------------------

CLOSE OUT

IS THIS THE FINAL REPORT? Yes

Total Drawn from IDIS as of the most recent transfer information: \$2,298,340.00

Date IDIS data received 2/16/2024

Total Expenditures documented in Sage: 2,298,340.00

With this ESG-CV report submission to HUD I certify that the ESG-CV program operated in ESG: Lake County - It is serving no more recipients with ESG-CV funding, and has provided a closing date for all the projects in Sage. I further certify that all expenditures have been drawn from IDIS and that no more expenditures will be claimed from these funds.

Name of ESG recipient staff who has certified this statement: Brenda L. O'Connell

Contact Information

Prefix	Ms
First Name	Brenda
Middle Name	L
Last Name	O'Connell
Suffix	
Organization	Lake County
Department	Community Development
Title	Community Development Administrator
Street Address 1	500 W. Winchester Rd
Street Address 2	Unit 101
City	Libertyville
State / Territory	Illinois
ZIP Code	60048
E-mail Address	boconnell@lakecountyil.gov
Confirm E-mail Address	boconnell@lakecountyil.gov
Phone Number	(847)377-2331
Extension	
Fax Number	

Additional Comments

- no data -

U.S. DEPARTMENT OF HOUSING AND
 URBAN DEVELOPMENT
 OFFICE OF COMMUNITY PLANNING AND
 DEVELOPMENT
 PR01 - HUD Grants and Program Income

DATE: 7/5/2024
 TIME: 10:40:11 AM
 PAGE: 1/40

IDIS

Program	Fund Type	Grantee Name	Grantee State Code	Grant Year	Grant Number	Authorized Amount
CDBG	EN	LAKE COUNTY	IL	1987	B87UC170003	\$2,277,000.00
				1988	B88UC170003	\$1,885,000.00
				1989	B89UC170003	\$1,960,000.00
				1990	B90UC170003	\$1,901,000.00
				1991	B91UC170003	\$2,138,000.00
				1992	B92UC170003	\$2,324,000.00
				1993	B93UC170003	\$2,678,000.00
				1994	B94UC170003	\$2,908,000.00
				1995	B95UC170003	\$2,910,000.00
				1996	B96UC170003	\$2,846,000.00
				1997	B97UC170003	\$2,818,000.00
				1998	B98UC170003	\$2,767,000.00
				1999	B99UC170003	\$2,784,000.00
				2000	B00UC170003	\$2,554,000.00
				2001	B01UC170003	\$2,952,000.00
				2002	B02UC170003	\$2,895,000.00
				2003	B03UC170003	\$3,120,000.00
				2004	B04UC170003	\$3,061,000.00
				2005	B05UC170003	\$2,910,496.00
				2006	B06UC170003	\$2,629,278.00
				2007	B07UC170003	\$2,632,844.00
				2008	B08UC170003	\$2,545,309.00
				2009	B09UC170003	\$2,562,606.00
				2010	B10UC170003	\$2,765,445.00
				2011	B11UC170003	\$2,296,148.00
				2012	B12UC170003	\$2,327,933.00
				2013	B13UC170003	\$2,427,142.00
				2014	B14UC170003	\$2,467,191.00
				2015	B15UC170003	\$2,638,773.00
				2016	B16UC170003	\$2,610,862.00
2017	B17UC170003	\$2,626,632.00				
2018	B18UC170003	\$2,882,825.00				
2019	B19UC170003	\$2,809,317.00				
2020	B20UC170003	\$2,904,904.00				
		B20UW170003	\$4,772,657.00			
		2021	B21UC170003	\$2,927,441.00		
		2022	B22UC170003	\$2,740,765.00		
		2023	B23UC170003	\$2,804,828.00		
		LAKE COUNTY Sub				\$102,061,396.00
		EN Subtotal:				\$102,061,396.00
RL		LAKE COUNTY	IL	1997	B97UC170003	\$195,186.23
				1999	B99UC170003	\$230,558.65
				2000	B00UC170003	\$106,892.66
				2001	B01UC170003	\$26,810.73
				2002	B02UC170003	\$18,766.89
				2003	B03UC170003	\$59,809.97
				2004	B04UC170003	\$46,824.65
				2005	B05UC170003	\$351,060.25
				2006	B06UC170003	\$185,895.51
				2017	B17UC170003	\$59.75
		LAKE COUNTY Sub				\$1,221,865.29

U.S. DEPARTMENT OF HOUSING AND
 URBAN DEVELOPMENT
 OFFICE OF COMMUNITY PLANNING AND
 DEVELOPMENT
 PR01 - HUD Grants and Program Income

DATE: 7/5/2024
 TIME: 10:40:11 AM
 PAGE: 2/40

IDIS

Program	Fund Type	Grantee Name	Grantee State Code	Grant Year	Grant Number	Suballocated Amount
CDBG	EN	LAKE COUNTY	IL	1987	B87UC170003	\$0.00
				1988	B88UC170003	\$0.00
				1989	B89UC170003	\$0.00
				1990	B90UC170003	\$0.00
				1991	B91UC170003	\$0.00
				1992	B92UC170003	\$0.00
				1993	B93UC170003	\$0.00
				1994	B94UC170003	\$0.00
				1995	B95UC170003	\$0.00
				1996	B96UC170003	\$0.00
				1997	B97UC170003	\$0.00
				1998	B98UC170003	\$0.00
				1999	B99UC170003	\$0.00
				2000	B00UC170003	\$0.00
				2001	B01UC170003	\$0.00
				2002	B02UC170003	\$0.00
				2003	B03UC170003	\$0.00
				2004	B04UC170003	\$0.00
				2005	B05UC170003	\$0.00
				2006	B06UC170003	\$0.00
				2007	B07UC170003	\$0.00
				2008	B08UC170003	\$0.00
				2009	B09UC170003	\$0.00
				2010	B10UC170003	\$0.00
				2011	B11UC170003	\$0.00
				2012	B12UC170003	\$0.00
				2013	B13UC170003	\$0.00
2014	B14UC170003	\$0.00				
2015	B15UC170003	\$0.00				
2016	B16UC170003	\$0.00				
2017	B17UC170003	\$0.00				
2018	B18UC170003	\$0.00				
2019	B19UC170003	\$0.00				
2020	B20UC170003	\$0.00				
		B20UW170003	\$0.00			
		2021	B21UC170003	\$0.00		
		2022	B22UC170003	\$0.00		
		2023	B23UC170003	\$0.00		
				LAKE COUNTY Sub		\$0.00
		EN Subtotal:				\$0.00
RL		LAKE COUNTY	IL	1997	B97UC170003	\$0.00
				1999	B99UC170003	\$0.00
				2000	B00UC170003	\$0.00
				2001	B01UC170003	\$0.00
				2002	B02UC170003	\$0.00
				2003	B03UC170003	\$0.00
				2004	B04UC170003	\$0.00
				2005	B05UC170003	\$0.00
				2006	B06UC170003	\$0.00
				2017	B17UC170003	\$0.00
				LAKE COUNTY Sub		\$0.00

U.S. DEPARTMENT OF HOUSING AND
 URBAN DEVELOPMENT
 OFFICE OF COMMUNITY PLANNING AND
 DEVELOPMENT
 PR01 - HUD Grants and Program Income

DATE: 7/5/2024
 TIME: 10:40:11 AM
 PAGE: 3/40

IDIS

Program	Fund Type	Grantee Name	Grantee State Code	Grant Year	Grant Number	Amount Committed to Activities
CDBG	EN	LAKE COUNTY	IL	1987	B87UC170003	\$2,277,000.00
				1988	B88UC170003	\$1,885,000.00
				1989	B89UC170003	\$1,960,000.00
				1990	B90UC170003	\$1,901,000.00
				1991	B91UC170003	\$2,138,000.00
				1992	B92UC170003	\$2,324,000.00
				1993	B93UC170003	\$2,678,000.00
				1994	B94UC170003	\$2,908,000.00
				1995	B95UC170003	\$2,910,000.00
				1996	B96UC170003	\$2,846,000.00
				1997	B97UC170003	\$2,818,000.00
				1998	B98UC170003	\$2,767,000.00
				1999	B99UC170003	\$2,784,000.00
				2000	B00UC170003	\$2,554,000.00
				2001	B01UC170003	\$2,952,000.00
				2002	B02UC170003	\$2,895,000.00
				2003	B03UC170003	\$3,120,000.00
				2004	B04UC170003	\$3,061,000.00
				2005	B05UC170003	\$2,910,496.00
				2006	B06UC170003	\$2,629,278.00
				2007	B07UC170003	\$2,632,844.00
				2008	B08UC170003	\$2,545,309.00
				2009	B09UC170003	\$2,562,606.00
				2010	B10UC170003	\$2,765,445.00
2011	B11UC170003	\$2,296,148.00				
2012	B12UC170003	\$2,327,933.00				
2013	B13UC170003	\$2,427,142.00				
2014	B14UC170003	\$2,467,191.00				
2015	B15UC170003	\$2,638,773.00				
2016	B16UC170003	\$2,610,862.00				
2017	B17UC170003	\$2,626,632.00				
2018	B18UC170003	\$2,681,702.77				
2019	B19UC170003	\$2,706,502.63				
2020	B20UC170003	\$2,758,928.01				
	B20UW170003	\$4,540,162.19				
	B21UC170003	\$2,668,382.23				
	B22UC170003	\$2,374,115.11				
	B23UC170003	\$1,375,890.70				
				LAKE COUNTY Sub		\$99,324,342.64
		EN Subtotal:				\$99,324,342.64
RL		LAKE COUNTY	IL	1997	B97UC170003	\$195,186.23
				1999	B99UC170003	\$230,558.65
				2000	B00UC170003	\$106,892.66
				2001	B01UC170003	\$26,810.73
				2002	B02UC170003	\$18,766.89
				2003	B03UC170003	\$59,809.97
				2004	B04UC170003	\$46,824.65
				2005	B05UC170003	\$351,060.25
				2006	B06UC170003	\$185,895.51
				2017	B17UC170003	\$0.00
				LAKE COUNTY Sub		\$1,221,805.54

U.S. DEPARTMENT OF HOUSING AND
 URBAN DEVELOPMENT
 OFFICE OF COMMUNITY PLANNING AND
 DEVELOPMENT
 PR01 - HUD Grants and Program Income

DATE: 7/5/2024
 TIME: 10:40:11 AM
 PAGE: 4/40

IDIS

Program	Fund Type	Grantee Name	Grantee State Code	Grant Year	Grant Number	Net Drawn Amount
CDBG	EN	LAKE COUNTY	IL	1987	B87UC170003	\$2,277,000.00
				1988	B88UC170003	\$1,885,000.00
				1989	B89UC170003	\$1,960,000.00
				1990	B90UC170003	\$1,901,000.00
				1991	B91UC170003	\$2,138,000.00
				1992	B92UC170003	\$2,324,000.00
				1993	B93UC170003	\$2,678,000.00
				1994	B94UC170003	\$2,908,000.00
				1995	B95UC170003	\$2,910,000.00
				1996	B96UC170003	\$2,846,000.00
				1997	B97UC170003	\$2,818,000.00
				1998	B98UC170003	\$2,767,000.00
				1999	B99UC170003	\$2,784,000.00
				2000	B00UC170003	\$2,554,000.00
				2001	B01UC170003	\$2,952,000.00
				2002	B02UC170003	\$2,895,000.00
				2003	B03UC170003	\$3,120,000.00
				2004	B04UC170003	\$3,061,000.00
				2005	B05UC170003	\$2,910,496.00
				2006	B06UC170003	\$2,629,278.00
				2007	B07UC170003	\$2,632,844.00
				2008	B08UC170003	\$2,545,309.00
				2009	B09UC170003	\$2,562,606.00
				2010	B10UC170003	\$2,765,445.00
2011	B11UC170003	\$2,296,148.00				
2012	B12UC170003	\$2,327,933.00				
2013	B13UC170003	\$2,427,142.00				
2014	B14UC170003	\$2,467,191.00				
2015	B15UC170003	\$2,638,773.00				
2016	B16UC170003	\$2,610,862.00				
2017	B17UC170003	\$2,607,298.70				
2018	B18UC170003	\$2,681,702.77				
2019	B19UC170003	\$2,701,502.63				
2020	B20UC170003	\$2,758,928.01				
		B20UW170003	\$4,301,588.51			
		2021	B21UC170003	\$2,668,363.63		
		2022	B22UC170003	\$2,111,296.65		
		2023	B23UC170003	\$1,252,689.57		
		LAKE COUNTY Sub				\$98,675,397.47
		EN Subtotal:				\$98,675,397.47
RL		LAKE COUNTY	IL	1997	B97UC170003	\$195,186.23
				1999	B99UC170003	\$230,558.65
				2000	B00UC170003	\$106,892.66
				2001	B01UC170003	\$26,810.73
				2002	B02UC170003	\$18,766.89
				2003	B03UC170003	\$59,809.97
				2004	B04UC170003	\$46,824.65
				2005	B05UC170003	\$351,060.25
				2006	B06UC170003	\$185,895.51
				2017	B17UC170003	\$0.00
		LAKE COUNTY Sub				\$1,221,805.54

U.S. DEPARTMENT OF HOUSING AND
 URBAN DEVELOPMENT
 OFFICE OF COMMUNITY PLANNING AND
 DEVELOPMENT
 PR01 - HUD Grants and Program Income

DATE: 7/5/2024
 TIME: 10:40:11 AM
 PAGE: 5/40

IDIS

Program	Fund Type	Grantee Name	Grantee State Code	Grant Year	Grant Number	FY YTD Net Draw Amount
CDBG	EN	LAKE COUNTY	IL	1987	B87UC170003	\$0.00
				1988	B88UC170003	\$0.00
				1989	B89UC170003	\$0.00
				1990	B90UC170003	\$0.00
				1991	B91UC170003	\$0.00
				1992	B92UC170003	\$0.00
				1993	B93UC170003	\$0.00
				1994	B94UC170003	\$0.00
				1995	B95UC170003	\$0.00
				1996	B96UC170003	\$0.00
				1997	B97UC170003	\$0.00
				1998	B98UC170003	\$0.00
				1999	B99UC170003	\$0.00
				2000	B00UC170003	\$0.00
				2001	B01UC170003	\$0.00
				2002	B02UC170003	\$0.00
				2003	B03UC170003	\$0.00
				2004	B04UC170003	\$0.00
				2005	B05UC170003	\$0.00
				2006	B06UC170003	\$0.00
				2007	B07UC170003	\$0.00
				2008	B08UC170003	\$0.00
				2009	B09UC170003	\$0.00
				2010	B10UC170003	\$0.00
2011	B11UC170003	\$0.00				
2012	B12UC170003	\$0.00				
2013	B13UC170003	\$0.00				
2014	B14UC170003	\$0.00				
2015	B15UC170003	\$0.00				
2016	B16UC170003	\$0.00				
2017	B17UC170003	\$56,851.57				
2018	B18UC170003	\$26,755.00				
2019	B19UC170003	\$36,543.00				
2020	B20UC170003	\$123,546.73				
	B20UW170003	\$387,540.42				
2021	B21UC170003	\$372,904.15				
2022	B22UC170003	\$1,237,838.15				
2023	B23UC170003	\$1,230,750.00				
	LAKE COUNTY Sub	\$3,472,729.02				
	EN Subtotal:	\$3,472,729.02				
RL	LAKE COUNTY	IL	1997	B97UC170003	\$0.00	
			1999	B99UC170003	\$0.00	
			2000	B00UC170003	\$0.00	
			2001	B01UC170003	\$0.00	
			2002	B02UC170003	\$0.00	
			2003	B03UC170003	\$0.00	
			2004	B04UC170003	\$0.00	
			2005	B05UC170003	\$0.00	
2006	B06UC170003	\$0.00				
2017	B17UC170003	\$0.00				
	LAKE COUNTY Sub	\$0.00				

U.S. DEPARTMENT OF HOUSING AND
 URBAN DEVELOPMENT
 OFFICE OF COMMUNITY PLANNING AND
 DEVELOPMENT
 PR01 - HUD Grants and Program Income

DATE: 7/5/2024
 TIME: 10:40:11 AM
 PAGE: 6/40

IDIS

Program	Fund Type	Grantee Name	Grantee State Code	Grant Year	Grant Number	Available to Commit
CDBG	EN	LAKE COUNTY	IL	1987	B87UC170003	\$0.00
				1988	B88UC170003	\$0.00
				1989	B89UC170003	\$0.00
				1990	B90UC170003	\$0.00
				1991	B91UC170003	\$0.00
				1992	B92UC170003	\$0.00
				1993	B93UC170003	\$0.00
				1994	B94UC170003	\$0.00
				1995	B95UC170003	\$0.00
				1996	B96UC170003	\$0.00
				1997	B97UC170003	\$0.00
				1998	B98UC170003	\$0.00
				1999	B99UC170003	\$0.00
				2000	B00UC170003	\$0.00
				2001	B01UC170003	\$0.00
				2002	B02UC170003	\$0.00
				2003	B03UC170003	\$0.00
				2004	B04UC170003	\$0.00
				2005	B05UC170003	\$0.00
				2006	B06UC170003	\$0.00
				2007	B07UC170003	\$0.00
				2008	B08UC170003	\$0.00
				2009	B09UC170003	\$0.00
				2010	B10UC170003	\$0.00
				2011	B11UC170003	\$0.00
				2012	B12UC170003	\$0.00
				2013	B13UC170003	\$0.00
				2014	B14UC170003	\$0.00
				2015	B15UC170003	\$0.00
				2016	B16UC170003	\$0.00
2017	B17UC170003	\$0.00				
2018	B18UC170003	\$201,122.23				
2019	B19UC170003	\$102,814.37				
2020	B20UC170003	\$145,975.99				
	B20UW170003	\$232,494.81				
2021	B21UC170003	\$259,058.77				
2022	B22UC170003	\$366,649.89				
2023	B23UC170003	\$1,428,937.30				
				LAKE COUNTY Sub		\$2,737,053.36
		EN Subtotal:				\$2,737,053.36
RL		LAKE COUNTY	IL	1997	B97UC170003	\$0.00
				1999	B99UC170003	\$0.00
				2000	B00UC170003	\$0.00
				2001	B01UC170003	\$0.00
				2002	B02UC170003	\$0.00
				2003	B03UC170003	\$0.00
				2004	B04UC170003	\$0.00
				2005	B05UC170003	\$0.00
				2006	B06UC170003	\$0.00
				2017	B17UC170003	\$59.75
				LAKE COUNTY Sub		\$59.75

U.S. DEPARTMENT OF HOUSING AND
 URBAN DEVELOPMENT
 OFFICE OF COMMUNITY PLANNING AND
 DEVELOPMENT
 PR01 - HUD Grants and Program Income

DATE: 7/5/2024
 TIME: 10:40:11 AM
 PAGE: 7/40

IDIS

Program	Fund Type	Grantee Name	Grantee State Code	Grant Year	Grant Number	Available to Draw
CDBG	EN	LAKE COUNTY	IL	1987	B87UC170003	\$0.00
				1988	B88UC170003	\$0.00
				1989	B89UC170003	\$0.00
				1990	B90UC170003	\$0.00
				1991	B91UC170003	\$0.00
				1992	B92UC170003	\$0.00
				1993	B93UC170003	\$0.00
				1994	B94UC170003	\$0.00
				1995	B95UC170003	\$0.00
				1996	B96UC170003	\$0.00
				1997	B97UC170003	\$0.00
				1998	B98UC170003	\$0.00
				1999	B99UC170003	\$0.00
				2000	B00UC170003	\$0.00
				2001	B01UC170003	\$0.00
				2002	B02UC170003	\$0.00
				2003	B03UC170003	\$0.00
				2004	B04UC170003	\$0.00
				2005	B05UC170003	\$0.00
				2006	B06UC170003	\$0.00
				2007	B07UC170003	\$0.00
				2008	B08UC170003	\$0.00
				2009	B09UC170003	\$0.00
				2010	B10UC170003	\$0.00
				2011	B11UC170003	\$0.00
				2012	B12UC170003	\$0.00
				2013	B13UC170003	\$0.00
				2014	B14UC170003	\$0.00
				2015	B15UC170003	\$0.00
				2016	B16UC170003	\$0.00
2017	B17UC170003	\$19,333.30				
2018	B18UC170003	\$201,122.23				
2019	B19UC170003	\$107,814.37				
2020	B20UC170003	\$145,975.99				
	B20UW170003	\$471,068.49				
	B21UC170003	\$259,077.37				
	B22UC170003	\$629,468.35				
	B23UC170003	\$1,552,138.43				
				LAKE COUNTY Sub		\$3,385,998.53
		EN Subtotal:				\$3,385,998.53
RL		LAKE COUNTY	IL	1997	B97UC170003	\$0.00
				1999	B99UC170003	\$0.00
				2000	B00UC170003	\$0.00
				2001	B01UC170003	\$0.00
				2002	B02UC170003	\$0.00
				2003	B03UC170003	\$0.00
				2004	B04UC170003	\$0.00
				2005	B05UC170003	\$0.00
				2006	B06UC170003	\$0.00
				2017	B17UC170003	\$59.75
				LAKE COUNTY Sub		\$59.75

U.S. DEPARTMENT OF HOUSING AND
 URBAN DEVELOPMENT
 OFFICE OF COMMUNITY PLANNING AND
 DEVELOPMENT
 PR01 - HUD Grants and Program Income

DATE: 7/5/2024
 TIME: 10:40:11 AM
 PAGE: 8/40

IDIS

Program	Fund Type	Grantee Name	Grantee State Code	Grant Year	Grant Number	Recapture Amount
CDBG	EN	LAKE COUNTY	IL	1987	B87UC170003	\$0.00
				1988	B88UC170003	\$0.00
				1989	B89UC170003	\$0.00
				1990	B90UC170003	\$0.00
				1991	B91UC170003	\$0.00
				1992	B92UC170003	\$0.00
				1993	B93UC170003	\$0.00
				1994	B94UC170003	\$0.00
				1995	B95UC170003	\$0.00
				1996	B96UC170003	\$0.00
				1997	B97UC170003	\$0.00
				1998	B98UC170003	\$0.00
				1999	B99UC170003	\$0.00
				2000	B00UC170003	\$0.00
				2001	B01UC170003	\$0.00
				2002	B02UC170003	\$0.00
				2003	B03UC170003	\$0.00
				2004	B04UC170003	\$0.00
				2005	B05UC170003	\$0.00
				2006	B06UC170003	\$0.00
				2007	B07UC170003	\$0.00
				2008	B08UC170003	\$0.00
				2009	B09UC170003	\$0.00
				2010	B10UC170003	\$0.00
				2011	B11UC170003	\$0.00
				2012	B12UC170003	\$0.00
				2013	B13UC170003	\$0.00
				2014	B14UC170003	\$0.00
				2015	B15UC170003	\$0.00
				2016	B16UC170003	\$0.00
2017	B17UC170003	\$0.00				
2018	B18UC170003	\$0.00				
2019	B19UC170003	\$0.00				
2020	B20UC170003	\$0.00				
		B20UW170003	\$0.00			
		2021	B21UC170003	\$0.00		
		2022	B22UC170003	\$0.00		
		2023	B23UC170003	\$0.00		
				LAKE COUNTY Sub		\$0.00
		EN Subtotal:				\$0.00
RL		LAKE COUNTY	IL	1997	B97UC170003	\$0.00
				1999	B99UC170003	\$0.00
				2000	B00UC170003	\$0.00
				2001	B01UC170003	\$0.00
				2002	B02UC170003	\$0.00
				2003	B03UC170003	\$0.00
				2004	B04UC170003	\$0.00
				2005	B05UC170003	\$0.00
				2006	B06UC170003	\$0.00
				2017	B17UC170003	\$0.00
				LAKE COUNTY Sub		\$0.00

U.S. DEPARTMENT OF HOUSING AND
 URBAN DEVELOPMENT
 OFFICE OF COMMUNITY PLANNING AND
 DEVELOPMENT
 PR01 - HUD Grants and Program Income

DATE: 7/5/2024
 TIME: 10:40:11 AM
 PAGE: 9/40

IDIS

Program	Fund Type	Grantee Name	Grantee State Code	Grant Year	Grant Number	Authorized Amount
CDBG	RL	RL Subtotal:				\$1,221,865.29
	PI	LAKE COUNTY	IL	1996	B96UC170003	\$87,298.30
				1997	B97UC170003	\$772,192.99
				1998	B98UC170003	\$104,830.87
				1999	B99UC170003	\$167,486.60
				2000	B00UC170003	\$76,104.16
				2001	B01UC170003	\$4,791.66
				2002	B02UC170003	\$146,737.00
				2003	B03UC170003	\$91,041.66
				2004	B04UC170003	\$42,541.66
				2005	B05UC170003	\$66,963.66
				2006	B06UC170003	\$19,000.00
				2007	B07UC170003	\$33,658.32
				2008	B08UC170003	\$30,709.22
				2010	B10UC170003	\$11,041.66
				2011	B11UC170003	\$3,541.66
				2012	B12UC170003	\$3,541.66
				2014	B14UC170003	\$6,041.66
				2015	B15UC170003	\$4,582.72
				2016	B16UC170003	\$3,541.66
				2017	B17UC170003	\$35,684.66
				2018	B18UC170003	\$36,646.39
				2019	B19UC170003	\$58,337.49
				2020	B20UC170003	\$113,774.50
				2021	B21UC170003	\$125,442.04
				2022	B22UC170003	\$197,150.77
				2023	B23UC170003	\$180,184.52
				LAKE COUNTY Sub		\$2,422,867.49
		PI Subtotal:				\$2,422,867.49
	LA	LAKE COUNTY	IL	2015	B15UC170003	\$35,347.63
				LAKE COUNTY Sub		\$35,347.63
		LA Subtotal:				\$35,347.63
HESG	EN	LAKE COUNTY	IL	2011	E11UC170003	\$175,063.00
				2012	E12UC170003	\$198,840.00
				2013	E13UC170003	\$169,830.00
				2014	E14UC170003	\$197,178.00
				2015	E15UC170003	\$219,917.00
				2016	E16UC170003	\$217,190.00
				2017	E17UC170003	\$376,463.00
				2018	E18UC170003	\$216,362.00
				2019	E19UC170003	\$224,137.00
				2020	E20UC170003	\$225,467.00
					E20UW170003	\$2,298,340.00
				2021	E21UC170003	\$225,934.00
				2022	E22UC170003	\$222,592.00
				2023	E23UC170003	\$220,057.00
				LAKE COUNTY Sub		\$5,187,370.00
		EN Subtotal:				\$5,187,370.00
	AD	LAKE COUNTY	IL	2011	E11UC170003	\$13,129.00
				2012	E12UC170003	\$14,913.00
				2013	E13UC170003	\$12,737.25

U.S. DEPARTMENT OF HOUSING AND
 URBAN DEVELOPMENT
 OFFICE OF COMMUNITY PLANNING AND
 DEVELOPMENT
 PR01 - HUD Grants and Program Income

DATE: 7/5/2024
 TIME: 10:40:11 AM
 PAGE: 10/40

IDIS

Program	Fund Type	Grantee Name	Grantee State Code	Grant Year	Grant Number	Suballocated Amount
CDBG	RL	RL Subtotal:				\$0.00
	PI	LAKE COUNTY	IL	1996	B96UC170003	\$0.00
				1997	B97UC170003	\$0.00
				1998	B98UC170003	\$0.00
				1999	B99UC170003	\$0.00
				2000	B00UC170003	\$0.00
				2001	B01UC170003	\$0.00
				2002	B02UC170003	\$0.00
				2003	B03UC170003	\$0.00
				2004	B04UC170003	\$0.00
				2005	B05UC170003	\$0.00
				2006	B06UC170003	\$0.00
				2007	B07UC170003	\$0.00
				2008	B08UC170003	\$0.00
				2010	B10UC170003	\$0.00
				2011	B11UC170003	\$0.00
				2012	B12UC170003	\$0.00
				2014	B14UC170003	\$0.00
				2015	B15UC170003	\$0.00
				2016	B16UC170003	\$0.00
				2017	B17UC170003	\$0.00
				2018	B18UC170003	\$0.00
				2019	B19UC170003	\$0.00
				2020	B20UC170003	\$0.00
				2021	B21UC170003	\$0.00
				2022	B22UC170003	\$0.00
				2023	B23UC170003	\$0.00
			LAKE COUNTY Sub		\$0.00	
		PI Subtotal:				\$0.00
	LA	LAKE COUNTY	IL	2015	B15UC170003	\$0.00
				LAKE COUNTY Sub		\$0.00
		LA Subtotal:				\$0.00
HESG	EN	LAKE COUNTY	IL	2011	E11UC170003	\$13,129.00
				2012	E12UC170003	\$14,913.00
				2013	E13UC170003	\$12,737.25
				2014	E14UC170003	\$14,788.35
				2015	E15UC170003	\$16,493.78
				2016	E16UC170003	\$16,289.00
				2017	E17UC170003	\$28,234.00
				2018	E18UC170003	\$16,227.00
				2019	E19UC170003	\$16,810.00
				2020	E20UC170003	\$16,910.00
					E20UW170003	\$129,899.97
				2021	E21UC170003	\$16,945.00
				2022	E22UC170003	\$16,694.00
				2023	E23UC170003	\$16,504.00
					LAKE COUNTY Sub	
	EN Subtotal:		\$346,574.35			
	AD	LAKE COUNTY	IL	2011	E11UC170003	\$0.00
				2012	E12UC170003	\$0.00
				2013	E13UC170003	\$0.00

U.S. DEPARTMENT OF HOUSING AND
 URBAN DEVELOPMENT
 OFFICE OF COMMUNITY PLANNING AND
 DEVELOPMENT
 PR01 - HUD Grants and Program Income

DATE: 7/5/2024
 TIME: 10:40:11 AM
 PAGE: 11/40

IDIS

Program	Fund Type	Grantee Name	Grantee State Code	Grant Year	Grant Number	Amount Committed to Activities
CDBG	RL	RL Subtotal:				\$1,221,805.54
	PI	LAKE COUNTY	IL	1996	B96UC170003	\$87,298.30
				1997	B97UC170003	\$772,192.99
				1998	B98UC170003	\$104,830.87
				1999	B99UC170003	\$167,486.60
				2000	B00UC170003	\$76,104.16
				2001	B01UC170003	\$4,791.66
				2002	B02UC170003	\$146,737.00
				2003	B03UC170003	\$91,041.66
				2004	B04UC170003	\$42,541.66
				2005	B05UC170003	\$66,963.66
				2006	B06UC170003	\$19,000.00
				2007	B07UC170003	\$33,658.32
				2008	B08UC170003	\$30,709.22
				2010	B10UC170003	\$11,041.66
				2011	B11UC170003	\$3,541.66
				2012	B12UC170003	\$3,541.66
				2014	B14UC170003	\$6,041.66
				2015	B15UC170003	\$4,582.72
				2016	B16UC170003	\$3,541.66
				2017	B17UC170003	\$35,684.66
				2018	B18UC170003	\$36,646.39
				2019	B19UC170003	\$58,337.49
				2020	B20UC170003	\$113,774.50
				2021	B21UC170003	\$125,442.04
				2022	B22UC170003	\$197,150.77
				2023	B23UC170003	\$179,142.86
				LAKE COUNTY Sub		\$2,421,825.83
		PI Subtotal:				\$2,421,825.83
	LA	LAKE COUNTY	IL	2015	B15UC170003	\$35,347.63
				LAKE COUNTY Sub		\$35,347.63
		LA Subtotal:				\$35,347.63
HESG	EN	LAKE COUNTY	IL	2011	E11UC170003	\$161,934.00
				2012	E12UC170003	\$183,927.00
				2013	E13UC170003	\$157,092.75
				2014	E14UC170003	\$182,389.65
				2015	E15UC170003	\$203,423.22
				2016	E16UC170003	\$200,901.00
				2017	E17UC170003	\$348,229.00
				2018	E18UC170003	\$200,135.00
				2019	E19UC170003	\$207,327.00
				2020	E20UC170003	\$208,557.00
					E20UW170003	\$2,168,440.03
				2021	E21UC170003	\$208,989.00
				2022	E22UC170003	\$205,898.00
				2023	E23UC170003	\$203,553.00
				LAKE COUNTY Sub		\$4,840,795.65
		EN Subtotal:				\$4,840,795.65
	AD	LAKE COUNTY	IL	2011	E11UC170003	\$13,129.00
				2012	E12UC170003	\$14,913.00
				2013	E13UC170003	\$12,737.00

U.S. DEPARTMENT OF HOUSING AND
 URBAN DEVELOPMENT
 OFFICE OF COMMUNITY PLANNING AND
 DEVELOPMENT
 PR01 - HUD Grants and Program Income

DATE: 7/5/2024
 TIME: 10:40:11 AM
 PAGE: 12/40

IDIS

Program	Fund Type	Grantee Name	Grantee State Code	Grant Year	Grant Number	Net Drawn Amount
CDBG	RL	RL Subtotal:				\$1,221,805.54
	PI	LAKE COUNTY	IL	1996	B96UC170003	\$87,298.30
				1997	B97UC170003	\$772,192.99
				1998	B98UC170003	\$104,830.87
				1999	B99UC170003	\$167,486.60
				2000	B00UC170003	\$76,104.16
				2001	B01UC170003	\$4,791.66
				2002	B02UC170003	\$146,737.00
				2003	B03UC170003	\$91,041.66
				2004	B04UC170003	\$42,541.66
				2005	B05UC170003	\$66,963.66
				2006	B06UC170003	\$19,000.00
				2007	B07UC170003	\$33,658.32
				2008	B08UC170003	\$30,709.22
				2010	B10UC170003	\$11,041.66
				2011	B11UC170003	\$3,541.66
				2012	B12UC170003	\$3,541.66
				2014	B14UC170003	\$6,041.66
				2015	B15UC170003	\$4,582.72
				2016	B16UC170003	\$3,541.66
				2017	B17UC170003	\$35,684.66
				2018	B18UC170003	\$36,646.39
				2019	B19UC170003	\$58,337.49
				2020	B20UC170003	\$113,774.50
				2021	B21UC170003	\$125,442.04
				2022	B22UC170003	\$197,150.77
				2023	B23UC170003	\$179,142.86
				LAKE COUNTY Sub		\$2,421,825.83
		PI Subtotal:				\$2,421,825.83
	LA	LAKE COUNTY	IL	2015	B15UC170003	\$35,347.63
				LAKE COUNTY Sub		\$35,347.63
		LA Subtotal:				\$35,347.63
HESG	EN	LAKE COUNTY	IL	2011	E11UC170003	\$161,934.00
				2012	E12UC170003	\$183,927.00
				2013	E13UC170003	\$157,092.75
				2014	E14UC170003	\$182,389.65
				2015	E15UC170003	\$203,423.22
				2016	E16UC170003	\$200,901.00
				2017	E17UC170003	\$348,229.00
				2018	E18UC170003	\$200,135.00
				2019	E19UC170003	\$207,327.00
				2020	E20UC170003	\$208,557.00
					E20UW170003	\$2,168,440.03
				2021	E21UC170003	\$208,989.00
				2022	E22UC170003	\$205,898.00
				2023	E23UC170003	\$143,357.53
				LAKE COUNTY Sub		\$4,780,600.18
		EN Subtotal:				\$4,780,600.18
	AD	LAKE COUNTY	IL	2011	E11UC170003	\$13,129.00
				2012	E12UC170003	\$14,913.00
				2013	E13UC170003	\$12,737.00

U.S. DEPARTMENT OF HOUSING AND
 URBAN DEVELOPMENT
 OFFICE OF COMMUNITY PLANNING AND
 DEVELOPMENT
 PR01 - HUD Grants and Program Income

DATE: 7/5/2024
 TIME: 10:40:11 AM
 PAGE: 13/40

IDIS

Program	Fund Type	Grantee Name	Grantee State Code	Grant Year	Grant Number	FY YTD Net Draw Amount
CDBG	RL	RL Subtotal:				\$0.00
	PI	LAKE COUNTY	IL	1996	B96UC170003	\$0.00
				1997	B97UC170003	\$0.00
				1998	B98UC170003	\$0.00
				1999	B99UC170003	\$0.00
				2000	B00UC170003	\$0.00
				2001	B01UC170003	\$0.00
				2002	B02UC170003	\$0.00
				2003	B03UC170003	\$0.00
				2004	B04UC170003	\$0.00
				2005	B05UC170003	\$0.00
				2006	B06UC170003	\$0.00
				2007	B07UC170003	\$0.00
				2008	B08UC170003	\$0.00
				2010	B10UC170003	\$0.00
				2011	B11UC170003	\$0.00
				2012	B12UC170003	\$0.00
				2014	B14UC170003	\$0.00
				2015	B15UC170003	\$0.00
				2016	B16UC170003	\$0.00
				2017	B17UC170003	\$0.00
				2018	B18UC170003	\$0.00
				2019	B19UC170003	\$0.00
				2020	B20UC170003	\$0.00
				2021	B21UC170003	\$0.00
				2022	B22UC170003	\$0.00
				2023	B23UC170003	\$0.00
						\$13,016.50
				LAKE COUNTY Sub		\$13,016.50
		PI Subtotal:				\$13,016.50
	LA	LAKE COUNTY	IL	2015	B15UC170003	\$0.00
					LAKE COUNTY Sub	\$0.00
		LA Subtotal:				\$0.00
HESG	EN	LAKE COUNTY	IL	2011	E11UC170003	\$0.00
				2012	E12UC170003	\$0.00
				2013	E13UC170003	\$0.00
				2014	E14UC170003	\$0.00
				2015	E15UC170003	\$0.00
				2016	E16UC170003	\$0.00
				2017	E17UC170003	\$0.00
				2018	E18UC170003	\$0.00
				2019	E19UC170003	\$0.00
				2020	E20UC170003	\$0.00
					E20UW170003	\$66,365.40
				2021	E21UC170003	\$0.00
				2022	E22UC170003	\$84,452.41
				2023	E23UC170003	\$129,690.58
				LAKE COUNTY Sub		\$280,508.39
		EN Subtotal:				\$280,508.39
	AD	LAKE COUNTY	IL	2011	E11UC170003	\$0.00
				2012	E12UC170003	\$0.00
				2013	E13UC170003	\$0.00

U.S. DEPARTMENT OF HOUSING AND
 URBAN DEVELOPMENT
 OFFICE OF COMMUNITY PLANNING AND
 DEVELOPMENT
 PR01 - HUD Grants and Program Income

DATE: 7/5/2024
 TIME: 10:40:11 AM
 PAGE: 14/40

IDIS

Program	Fund Type	Grantee Name	Grantee State Code	Grant Year	Grant Number	Available to Commit
CDBG	RL	RL Subtotal:				\$59.75
	PI	LAKE COUNTY	IL	1996	B96UC170003	\$0.00
				1997	B97UC170003	\$0.00
				1998	B98UC170003	\$0.00
				1999	B99UC170003	\$0.00
				2000	B00UC170003	\$0.00
				2001	B01UC170003	\$0.00
				2002	B02UC170003	\$0.00
				2003	B03UC170003	\$0.00
				2004	B04UC170003	\$0.00
				2005	B05UC170003	\$0.00
				2006	B06UC170003	\$0.00
				2007	B07UC170003	\$0.00
				2008	B08UC170003	\$0.00
				2010	B10UC170003	\$0.00
				2011	B11UC170003	\$0.00
				2012	B12UC170003	\$0.00
				2014	B14UC170003	\$0.00
				2015	B15UC170003	\$0.00
				2016	B16UC170003	\$0.00
				2017	B17UC170003	\$0.00
				2018	B18UC170003	\$0.00
				2019	B19UC170003	\$0.00
				2020	B20UC170003	\$0.00
				2021	B21UC170003	\$0.00
				2022	B22UC170003	\$0.00
				2023	B23UC170003	\$0.00
						\$1,041.66
				LAKE COUNTY Sub		\$1,041.66
		PI Subtotal:				\$1,041.66
	LA	LAKE COUNTY	IL	2015	B15UC170003	\$0.00
					LAKE COUNTY Sub	\$0.00
		LA Subtotal:				\$0.00
HESG	EN	LAKE COUNTY	IL	2011	E11UC170003	\$0.00
				2012	E12UC170003	\$0.00
				2013	E13UC170003	\$0.00
				2014	E14UC170003	\$0.00
				2015	E15UC170003	\$0.00
				2016	E16UC170003	\$0.00
				2017	E17UC170003	\$0.00
				2018	E18UC170003	\$0.00
				2019	E19UC170003	\$0.00
				2020	E20UC170003	\$0.00
					E20UW170003	\$0.00
				2021	E21UC170003	\$0.00
				2022	E22UC170003	\$0.00
				2023	E23UC170003	\$0.00
					LAKE COUNTY Sub	\$0.00
		EN Subtotal:				\$0.00
	AD	LAKE COUNTY	IL	2011	E11UC170003	\$0.00
				2012	E12UC170003	\$0.00
				2013	E13UC170003	\$0.25

U.S. DEPARTMENT OF HOUSING AND
 URBAN DEVELOPMENT
 OFFICE OF COMMUNITY PLANNING AND
 DEVELOPMENT
 PR01 - HUD Grants and Program Income

DATE: 7/5/2024
 TIME: 10:40:11 AM
 PAGE: 15/40

IDIS

Program	Fund Type	Grantee Name	Grantee State Code	Grant Year	Grant Number	Available to Draw
CDBG	RL	RL Subtotal:				\$59.75
	PI	LAKE COUNTY	IL	1996	B96UC170003	\$0.00
				1997	B97UC170003	\$0.00
				1998	B98UC170003	\$0.00
				1999	B99UC170003	\$0.00
				2000	B00UC170003	\$0.00
				2001	B01UC170003	\$0.00
				2002	B02UC170003	\$0.00
				2003	B03UC170003	\$0.00
				2004	B04UC170003	\$0.00
				2005	B05UC170003	\$0.00
				2006	B06UC170003	\$0.00
				2007	B07UC170003	\$0.00
				2008	B08UC170003	\$0.00
				2010	B10UC170003	\$0.00
				2011	B11UC170003	\$0.00
				2012	B12UC170003	\$0.00
				2014	B14UC170003	\$0.00
				2015	B15UC170003	\$0.00
				2016	B16UC170003	\$0.00
				2017	B17UC170003	\$0.00
				2018	B18UC170003	\$0.00
				2019	B19UC170003	\$0.00
				2020	B20UC170003	\$0.00
				2021	B21UC170003	\$0.00
				2022	B22UC170003	\$0.00
				2023	B23UC170003	\$0.00
						\$1,041.66
				LAKE COUNTY Sub		\$1,041.66
		PI Subtotal:				\$1,041.66
	LA	LAKE COUNTY	IL	2015	B15UC170003	\$0.00
					LAKE COUNTY Sub	\$0.00
		LA Subtotal:				\$0.00
HESG	EN	LAKE COUNTY	IL	2011	E11UC170003	\$0.00
				2012	E12UC170003	\$0.00
				2013	E13UC170003	\$0.00
				2014	E14UC170003	\$0.00
				2015	E15UC170003	\$0.00
				2016	E16UC170003	\$0.00
				2017	E17UC170003	\$0.00
				2018	E18UC170003	\$0.00
				2019	E19UC170003	\$0.00
				2020	E20UC170003	\$0.00
					E20UW170003	\$0.00
				2021	E21UC170003	\$0.00
				2022	E22UC170003	\$0.00
				2023	E23UC170003	\$0.00
						\$60,195.47
				LAKE COUNTY Sub		\$60,195.47
		EN Subtotal:				\$60,195.47
	AD	LAKE COUNTY	IL	2011	E11UC170003	\$0.00
				2012	E12UC170003	\$0.00
				2013	E13UC170003	\$0.25

U.S. DEPARTMENT OF HOUSING AND
 URBAN DEVELOPMENT
 OFFICE OF COMMUNITY PLANNING AND
 DEVELOPMENT
 PR01 - HUD Grants and Program Income

DATE: 7/5/2024
 TIME: 10:40:11 AM
 PAGE: 16/40

IDIS

Program	Fund Type	Grantee Name	Grantee State Code	Grant Year	Grant Number	Recapture Amount
CDBG	RL	RL Subtotal:				\$0.00
	PI	LAKE COUNTY	IL	1996	B96UC170003	\$0.00
				1997	B97UC170003	\$0.00
				1998	B98UC170003	\$0.00
				1999	B99UC170003	\$0.00
				2000	B00UC170003	\$0.00
				2001	B01UC170003	\$0.00
				2002	B02UC170003	\$0.00
				2003	B03UC170003	\$0.00
				2004	B04UC170003	\$0.00
				2005	B05UC170003	\$0.00
				2006	B06UC170003	\$0.00
				2007	B07UC170003	\$0.00
				2008	B08UC170003	\$0.00
				2010	B10UC170003	\$0.00
				2011	B11UC170003	\$0.00
				2012	B12UC170003	\$0.00
				2014	B14UC170003	\$0.00
				2015	B15UC170003	\$0.00
				2016	B16UC170003	\$0.00
				2017	B17UC170003	\$0.00
				2018	B18UC170003	\$0.00
				2019	B19UC170003	\$0.00
				2020	B20UC170003	\$0.00
				2021	B21UC170003	\$0.00
				2022	B22UC170003	\$0.00
				2023	B23UC170003	\$0.00
			LAKE COUNTY Sub		\$0.00	
		PI Subtotal:				\$0.00
	LA	LAKE COUNTY	IL	2015	B15UC170003	\$0.00
				LAKE COUNTY Sub		\$0.00
		LA Subtotal:				\$0.00
HESG	EN	LAKE COUNTY	IL	2011	E11UC170003	\$0.00
				2012	E12UC170003	\$0.00
				2013	E13UC170003	\$0.00
				2014	E14UC170003	\$0.00
				2015	E15UC170003	\$0.00
				2016	E16UC170003	\$0.00
				2017	E17UC170003	\$0.00
				2018	E18UC170003	\$0.00
				2019	E19UC170003	\$0.00
				2020	E20UC170003	\$0.00
					E20UW170003	\$0.00
				2021	E21UC170003	\$0.00
				2022	E22UC170003	\$0.00
				2023	E23UC170003	\$0.00
					LAKE COUNTY Sub	
	EN Subtotal:				\$0.00	
	AD	LAKE COUNTY	IL	2011	E11UC170003	\$0.00
				2012	E12UC170003	\$0.00
				2013	E13UC170003	\$0.00

U.S. DEPARTMENT OF HOUSING AND
 URBAN DEVELOPMENT
 OFFICE OF COMMUNITY PLANNING AND
 DEVELOPMENT
 PR01 - HUD Grants and Program Income

DATE: 7/5/2024
 TIME: 10:40:11 AM
 PAGE: 17/40

IDIS

Program	Fund Type	Grantee Name	Grantee State Code	Grant Year	Grant Number	Authorized Amount				
HESG	AD	LAKE COUNTY	IL	2014	E14UC170003	\$14,788.35				
				2015	E15UC170003	\$16,493.78				
				2016	E16UC170003	\$16,289.00				
				2017	E17UC170003	\$28,234.00				
				2018	E18UC170003	\$16,227.00				
				2019	E19UC170003	\$16,810.00				
				2020	E20UC170003	\$16,910.00				
					E20UW170003	\$129,899.97				
				2021	E21UC170003	\$16,945.00				
				2022	E22UC170003	\$16,694.00				
				2023	E23UC170003	\$16,504.00				
				LAKE COUNTY Sub						\$346,574.35
				AD Subtotal:						\$346,574.35
				HOME	EN	LAKE COUNTY	IL	1992	M92DC170205	\$1,283,000.00
1993	M93DC170205	\$847,000.00								
1994	M94DC170205	\$1,208,000.00								
1995	M95DC170205	\$1,298,000.00								
1996	M96DC170205	\$1,198,000.00								
1997	M97DC170205	\$1,180,000.00								
1998	M98DC170205	\$1,248,000.00								
1999	M99DC170205	\$1,349,000.00								
2000	M00DC170205	\$1,220,000.00								
2001	M01DC170205	\$1,506,000.00								
2002	M02DC170205	\$1,510,000.00								
2003	M03DC170205	\$1,747,850.00								
2004	M04DC170205	\$1,948,573.00								
2005	M05DC170205	\$1,732,356.00								
2006	M06DC170205	\$1,596,541.00								
2007	M07DC170205	\$1,599,070.00								
2008	M08DC170205	\$1,761,824.96								
2009	M09DC170205	\$1,676,147.00								
2010	M10DC170205	\$1,671,260.00								
2011	M11DC170205	\$1,504,745.00								
2012	M12DC170205	\$995,134.00								
2013	M13DC170205	\$1,000,453.00								
2014	M14DC170205	\$1,114,833.00								
2015	M15DC170205	\$1,041,188.00								
2016	M16DC170205	\$1,125,701.00								
2017	M17DC170205	\$1,157,197.00								
2018	M18DC170205	\$1,684,900.00								
2019	M19DC170205	\$1,509,922.00								
2020	M20DC170205	\$1,669,965.00								
2021	M21DC170205	\$1,662,483.00								
	M21DP170205	\$6,025,377.00								
2022	M22DC170205	\$1,838,302.00								
2023	M23DC170205	\$1,774,805.00								
LAKE COUNTY Sub						\$51,685,626.96				
EN Subtotal:						\$51,685,626.96				
RL		LAKE COUNTY	IL	2003	M03DC170205	\$104,747.34				
				LAKE COUNTY Sub						\$104,747.34
RL Subtotal:						\$104,747.34				

U.S. DEPARTMENT OF HOUSING AND
 URBAN DEVELOPMENT
 OFFICE OF COMMUNITY PLANNING AND
 DEVELOPMENT
 PR01 - HUD Grants and Program Income

DATE: 7/5/2024
 TIME: 10:40:11 AM
 PAGE: 18/40

IDIS

Program	Fund Type	Grantee Name	Grantee State Code	Grant Year	Grant Number	Suballocated Amount				
HESG	AD	LAKE COUNTY	IL	2014	E14UC170003	\$0.00				
				2015	E15UC170003	\$0.00				
				2016	E16UC170003	\$0.00				
				2017	E17UC170003	\$0.00				
				2018	E18UC170003	\$0.00				
				2019	E19UC170003	\$0.00				
				2020	E20UC170003	\$0.00				
					E20UW170003	\$0.00				
				2021	E21UC170003	\$0.00				
				2022	E22UC170003	\$0.00				
				2023	E23UC170003	\$0.00				
				LAKE COUNTY Sub						\$0.00
				AD Subtotal:						\$0.00
				HOME	EN	LAKE COUNTY	IL	1992	M92DC170205	\$512,530.46
1993	M93DC170205	\$467,832.21								
1994	M94DC170205	\$713,291.52								
1995	M95DC170205	\$367,711.19								
1996	M96DC170205	\$300,407.00								
1997	M97DC170205	\$721,500.00								
1998	M98DC170205	\$581,408.00								
1999	M99DC170205	\$382,250.00								
2000	M00DC170205	\$372,000.00								
2001	M01DC170205	\$481,600.00								
2002	M02DC170205	\$427,500.00								
2003	M03DC170205	\$524,354.50								
2004	M04DC170205	\$563,514.37								
2005	M05DC170205	\$500,208.00								
2006	M06DC170205	\$469,232.25								
2007	M07DC170205	\$469,864.50								
2008	M08DC170205	\$733,894.96								
2009	M09DC170205	\$1,283,831.10								
2010	M10DC170205	\$1,557,792.07								
2011	M11DC170205	\$1,300,245.00								
2012	M12DC170205	\$918,165.75								
2013	M13DC170205	\$974,713.99								
2014	M14DC170205	\$1,114,833.00								
2015	M15DC170205	\$776,234.04								
2016	M16DC170205	\$1,069,218.00								
2017	M17DC170205	\$1,080,952.43								
2018	M18DC170205	\$1,684,900.00								
2019	M19DC170205	\$1,509,922.00								
2020	M20DC170205	\$1,156,579.15								
2021	M21DC170205	\$1,395,460.29								
	M21DP170205	\$903,806.55								
2022	M22DC170205	\$1,339,591.50								
2023	M23DC170205	\$540,456.25								
LAKE COUNTY Sub						\$27,195,800.08				
EN Subtotal:						\$27,195,800.08				
RL		LAKE COUNTY	IL	2003	M03DC170205	\$0.00				
				LAKE COUNTY Sub						\$0.00
RL Subtotal:						\$0.00				

U.S. DEPARTMENT OF HOUSING AND
 URBAN DEVELOPMENT
 OFFICE OF COMMUNITY PLANNING AND
 DEVELOPMENT
 PR01 - HUD Grants and Program Income

DATE: 7/5/2024
 TIME: 10:40:11 AM
 PAGE: 19/40

IDIS

Program	Fund Type	Grantee Name	Grantee State Code	Grant Year	Grant Number	Amount Committed to Activities				
HESG	AD	LAKE COUNTY	IL	2014	E14UC170003	\$14,788.35				
				2015	E15UC170003	\$16,493.78				
				2016	E16UC170003	\$16,289.00				
				2017	E17UC170003	\$28,234.00				
				2018	E18UC170003	\$16,227.00				
				2019	E19UC170003	\$16,810.00				
				2020	E20UC170003	\$16,910.00				
					E20UW170003	\$129,899.97				
				2021	E21UC170003	\$16,945.00				
				2022	E22UC170003	\$16,694.00				
				2023	E23UC170003	\$16,504.00				
				LAKE COUNTY Sub						\$346,574.10
				AD Subtotal:						\$346,574.10
HOME	EN	LAKE COUNTY	IL	1992	M92DC170205	\$770,469.54				
				1993	M93DC170205	\$379,167.79				
				1994	M94DC170205	\$494,708.48				
				1995	M95DC170205	\$930,288.81				
				1996	M96DC170205	\$897,593.00				
				1997	M97DC170205	\$458,500.00				
				1998	M98DC170205	\$666,592.00				
				1999	M99DC170205	\$966,750.00				
				2000	M00DC170205	\$848,000.00				
				2001	M01DC170205	\$1,024,400.00				
				2002	M02DC170205	\$1,082,500.00				
				2003	M03DC170205	\$1,223,495.50				
				2004	M04DC170205	\$1,385,058.63				
				2005	M05DC170205	\$1,232,148.00				
				2006	M06DC170205	\$1,127,308.75				
				2007	M07DC170205	\$1,129,205.50				
				2008	M08DC170205	\$1,027,930.00				
				2009	M09DC170205	\$392,315.90				
				2010	M10DC170205	\$113,467.93				
				2011	M11DC170205	\$204,500.00				
				2012	M12DC170205	\$76,968.25				
				2013	M13DC170205	\$25,739.01				
				2014	M14DC170205	\$0.00				
2015	M15DC170205	\$264,953.96								
2016	M16DC170205	\$56,483.00								
2017	M17DC170205	\$76,244.57								
2018	M18DC170205	\$0.00								
2019	M19DC170205	\$0.00								
2020	M20DC170205	\$0.00								
2021	M21DC170205	\$0.00								
	M21DP170205	\$0.00								
2022	M22DC170205	\$0.00								
2023	M23DC170205	\$0.00								
LAKE COUNTY Sub						\$16,854,788.62				
EN Subtotal:						\$16,854,788.62				
RL		LAKE COUNTY	IL	2003	M03DC170205	\$104,747.34				
				LAKE COUNTY Sub						\$104,747.34
RL Subtotal:						\$104,747.34				

U.S. DEPARTMENT OF HOUSING AND
 URBAN DEVELOPMENT
 OFFICE OF COMMUNITY PLANNING AND
 DEVELOPMENT
 PR01 - HUD Grants and Program Income

DATE: 7/5/2024
 TIME: 10:40:11 AM
 PAGE: 20/40

IDIS

Program	Fund Type	Grantee Name	Grantee State Code	Grant Year	Grant Number	Net Drawn Amount				
HESG	AD	LAKE COUNTY	IL	2014	E14UC170003	\$14,788.35				
				2015	E15UC170003	\$16,493.78				
				2016	E16UC170003	\$16,289.00				
				2017	E17UC170003	\$28,234.00				
				2018	E18UC170003	\$16,227.00				
				2019	E19UC170003	\$16,810.00				
				2020	E20UC170003	\$16,910.00				
					E20UW170003	\$129,899.97				
				2021	E21UC170003	\$16,945.00				
				2022	E22UC170003	\$16,694.00				
				2023	E23UC170003	\$16,504.00				
				LAKE COUNTY Sub						\$346,574.10
				AD Subtotal:						\$346,574.10
				HOME	EN	LAKE COUNTY	IL	1992	M92DC170205	\$770,469.54
1993	M93DC170205	\$379,167.79								
1994	M94DC170205	\$494,708.48								
1995	M95DC170205	\$930,288.81								
1996	M96DC170205	\$897,593.00								
1997	M97DC170205	\$458,500.00								
1998	M98DC170205	\$666,592.00								
1999	M99DC170205	\$966,750.00								
2000	M00DC170205	\$848,000.00								
2001	M01DC170205	\$1,024,400.00								
2002	M02DC170205	\$1,082,500.00								
2003	M03DC170205	\$1,223,495.50								
2004	M04DC170205	\$1,385,058.63								
2005	M05DC170205	\$1,232,148.00								
2006	M06DC170205	\$1,127,308.75								
2007	M07DC170205	\$1,129,205.50								
2008	M08DC170205	\$1,027,930.00								
2009	M09DC170205	\$392,315.90								
2010	M10DC170205	\$113,467.93								
2011	M11DC170205	\$204,500.00								
2012	M12DC170205	\$76,968.25								
2013	M13DC170205	\$25,739.01								
2014	M14DC170205	\$0.00								
2015	M15DC170205	\$264,953.96								
2016	M16DC170205	\$56,483.00								
2017	M17DC170205	\$76,244.57								
2018	M18DC170205	\$0.00								
2019	M19DC170205	\$0.00								
2020	M20DC170205	\$0.00								
2021	M21DC170205	\$0.00								
	M21DP170205	\$0.00								
2022	M22DC170205	\$0.00								
2023	M23DC170205	\$0.00								
LAKE COUNTY Sub						\$16,854,788.62				
EN Subtotal:						\$16,854,788.62				
RL		LAKE COUNTY	IL	2003	M03DC170205	\$104,747.34				
				LAKE COUNTY Sub						\$104,747.34
RL Subtotal:						\$104,747.34				

U.S. DEPARTMENT OF HOUSING AND
 URBAN DEVELOPMENT
 OFFICE OF COMMUNITY PLANNING AND
 DEVELOPMENT
 PR01 - HUD Grants and Program Income

DATE: 7/5/2024
 TIME: 10:40:11 AM
 PAGE: 21/40

IDIS

Program	Fund Type	Grantee Name	Grantee State Code	Grant Year	Grant Number	FY YTD Net Draw Amount				
HESG	AD	LAKE COUNTY	IL	2014	E14UC170003	\$0.00				
				2015	E15UC170003	\$0.00				
				2016	E16UC170003	\$0.00				
				2017	E17UC170003	\$0.00				
				2018	E18UC170003	\$0.00				
				2019	E19UC170003	\$0.00				
				2020	E20UC170003	\$0.00				
					E20UW170003	\$66.97				
				2021	E21UC170003	\$0.00				
				2022	E22UC170003	\$0.00				
				2023	E23UC170003	\$16,504.00				
				LAKE COUNTY Sub						\$16,570.97
				AD Subtotal:						\$16,570.97
				HOME	EN	LAKE COUNTY	IL	1992	M92DC170205	\$0.00
1993	M93DC170205	\$0.00								
1994	M94DC170205	\$0.00								
1995	M95DC170205	\$0.00								
1996	M96DC170205	\$0.00								
1997	M97DC170205	\$0.00								
1998	M98DC170205	\$0.00								
1999	M99DC170205	\$0.00								
2000	M00DC170205	\$0.00								
2001	M01DC170205	\$0.00								
2002	M02DC170205	\$0.00								
2003	M03DC170205	\$0.00								
2004	M04DC170205	\$0.00								
2005	M05DC170205	\$0.00								
2006	M06DC170205	\$0.00								
2007	M07DC170205	\$0.00								
2008	M08DC170205	\$0.00								
2009	M09DC170205	\$0.00								
2010	M10DC170205	\$0.00								
2011	M11DC170205	\$0.00								
2012	M12DC170205	\$0.00								
2013	M13DC170205	\$0.00								
2014	M14DC170205	\$0.00								
2015	M15DC170205	\$0.00								
2016	M16DC170205	\$0.00								
2017	M17DC170205	\$0.00								
2018	M18DC170205	\$0.00								
2019	M19DC170205	\$0.00								
2020	M20DC170205	\$0.00								
2021	M21DC170205	\$0.00								
	M21DP170205	\$0.00								
2022	M22DC170205	\$0.00								
2023	M23DC170205	\$0.00								
LAKE COUNTY Sub						\$0.00				
EN Subtotal:						\$0.00				
RL		LAKE COUNTY	IL	2003	M03DC170205	\$0.00				
LAKE COUNTY Sub						\$0.00				
RL Subtotal:						\$0.00				

U.S. DEPARTMENT OF HOUSING AND
 URBAN DEVELOPMENT
 OFFICE OF COMMUNITY PLANNING AND
 DEVELOPMENT
 PR01 - HUD Grants and Program Income

DATE: 7/5/2024
 TIME: 10:40:11 AM
 PAGE: 22/40

IDIS

Program	Fund Type	Grantee Name	Grantee State Code	Grant Year	Grant Number	Available to Commit				
HESG	AD	LAKE COUNTY	IL	2014	E14UC170003	\$0.00				
				2015	E15UC170003	\$0.00				
				2016	E16UC170003	\$0.00				
				2017	E17UC170003	\$0.00				
				2018	E18UC170003	\$0.00				
				2019	E19UC170003	\$0.00				
				2020	E20UC170003	\$0.00				
					E20UW170003	\$0.00				
				2021	E21UC170003	\$0.00				
				2022	E22UC170003	\$0.00				
				2023	E23UC170003	\$0.00				
				LAKE COUNTY Sub						\$0.25
				AD Subtotal:						\$0.25
HOME	EN	LAKE COUNTY	IL	1992	M92DC170205	\$0.00				
				1993	M93DC170205	\$0.00				
				1994	M94DC170205	\$0.00				
				1995	M95DC170205	\$0.00				
				1996	M96DC170205	\$0.00				
				1997	M97DC170205	\$0.00				
				1998	M98DC170205	\$0.00				
				1999	M99DC170205	\$0.00				
				2000	M00DC170205	\$0.00				
				2001	M01DC170205	\$0.00				
				2002	M02DC170205	\$0.00				
				2003	M03DC170205	\$0.00				
				2004	M04DC170205	\$0.00				
				2005	M05DC170205	\$0.00				
				2006	M06DC170205	\$0.00				
				2007	M07DC170205	\$0.00				
				2008	M08DC170205	\$0.00				
				2009	M09DC170205	\$0.00				
				2010	M10DC170205	\$0.00				
				2011	M11DC170205	\$0.00				
				2012	M12DC170205	\$0.00				
				2013	M13DC170205	\$0.00				
				2014	M14DC170205	\$0.00				
				2015	M15DC170205	\$0.00				
				2016	M16DC170205	\$0.00				
				2017	M17DC170205	\$0.00				
				2018	M18DC170205	\$0.00				
2019	M19DC170205	\$0.00								
2020	M20DC170205	\$513,385.85								
2021	M21DC170205	\$267,022.71								
	M21DP170205	\$5,121,570.45								
2022	M22DC170205	\$498,710.50								
2023	M23DC170205	\$1,234,348.75								
LAKE COUNTY Sub						\$7,635,038.26				
EN Subtotal:						\$7,635,038.26				
RL		LAKE COUNTY	IL	2003	M03DC170205	\$0.00				
				LAKE COUNTY Sub						\$0.00
RL Subtotal:						\$0.00				

U.S. DEPARTMENT OF HOUSING AND
 URBAN DEVELOPMENT
 OFFICE OF COMMUNITY PLANNING AND
 DEVELOPMENT
 PR01 - HUD Grants and Program Income

DATE: 7/5/2024
 TIME: 10:40:11 AM
 PAGE: 23/40

IDIS

Program	Fund Type	Grantee Name	Grantee State Code	Grant Year	Grant Number	Available to Draw				
HESG	AD	LAKE COUNTY	IL	2014	E14UC170003	\$0.00				
				2015	E15UC170003	\$0.00				
				2016	E16UC170003	\$0.00				
				2017	E17UC170003	\$0.00				
				2018	E18UC170003	\$0.00				
				2019	E19UC170003	\$0.00				
				2020	E20UC170003	\$0.00				
					E20UW170003	\$0.00				
				2021	E21UC170003	\$0.00				
				2022	E22UC170003	\$0.00				
				2023	E23UC170003	\$0.00				
				LAKE COUNTY Sub						\$0.25
				AD Subtotal:						\$0.25
HOME	EN	LAKE COUNTY	IL	1992	M92DC170205	\$0.00				
				1993	M93DC170205	\$0.00				
				1994	M94DC170205	\$0.00				
				1995	M95DC170205	\$0.00				
				1996	M96DC170205	\$0.00				
				1997	M97DC170205	\$0.00				
				1998	M98DC170205	\$0.00				
				1999	M99DC170205	\$0.00				
				2000	M00DC170205	\$0.00				
				2001	M01DC170205	\$0.00				
				2002	M02DC170205	\$0.00				
				2003	M03DC170205	\$0.00				
				2004	M04DC170205	\$0.00				
				2005	M05DC170205	\$0.00				
				2006	M06DC170205	\$0.00				
				2007	M07DC170205	\$0.00				
				2008	M08DC170205	\$0.00				
				2009	M09DC170205	\$0.00				
				2010	M10DC170205	\$0.00				
				2011	M11DC170205	\$0.00				
				2012	M12DC170205	\$0.00				
				2013	M13DC170205	\$0.00				
				2014	M14DC170205	\$0.00				
				2015	M15DC170205	\$0.00				
				2016	M16DC170205	\$0.00				
				2017	M17DC170205	\$0.00				
				2018	M18DC170205	\$0.00				
				2019	M19DC170205	\$0.00				
				2020	M20DC170205	\$513,385.85				
				2021	M21DC170205	\$267,022.71				
					M21DP170205	\$5,121,570.45				
				2022	M22DC170205	\$498,710.50				
2023	M23DC170205	\$1,234,348.75								
LAKE COUNTY Sub						\$7,635,038.26				
EN Subtotal:						\$7,635,038.26				
RL		LAKE COUNTY	IL	2003	M03DC170205	\$0.00				
				LAKE COUNTY Sub						\$0.00
RL Subtotal:						\$0.00				

U.S. DEPARTMENT OF HOUSING AND
 URBAN DEVELOPMENT
 OFFICE OF COMMUNITY PLANNING AND
 DEVELOPMENT
 PR01 - HUD Grants and Program Income

DATE: 7/5/2024
 TIME: 10:40:11 AM
 PAGE: 24/40

IDIS

Program	Fund Type	Grantee Name	Grantee State Code	Grant Year	Grant Number	Recapture Amount				
HESG	AD	LAKE COUNTY	IL	2014	E14UC170003	\$0.00				
				2015	E15UC170003	\$0.00				
				2016	E16UC170003	\$0.00				
				2017	E17UC170003	\$0.00				
				2018	E18UC170003	\$0.00				
				2019	E19UC170003	\$0.00				
				2020	E20UC170003	\$0.00				
					E20UW170003	\$0.00				
				2021	E21UC170003	\$0.00				
				2022	E22UC170003	\$0.00				
				2023	E23UC170003	\$0.00				
				LAKE COUNTY Sub						\$0.00
				AD Subtotal:						\$0.00
				HOME	EN	LAKE COUNTY	IL	1992	M92DC170205	\$0.00
1993	M93DC170205	\$0.00								
1994	M94DC170205	\$0.00								
1995	M95DC170205	\$0.00								
1996	M96DC170205	\$0.00								
1997	M97DC170205	\$0.00								
1998	M98DC170205	\$0.00								
1999	M99DC170205	\$0.00								
2000	M00DC170205	\$0.00								
2001	M01DC170205	\$0.00								
2002	M02DC170205	\$0.00								
2003	M03DC170205	\$0.00								
2004	M04DC170205	\$0.00								
2005	M05DC170205	\$0.00								
2006	M06DC170205	\$0.00								
2007	M07DC170205	\$0.00								
2008	M08DC170205	\$0.00								
2009	M09DC170205	\$0.00								
2010	M10DC170205	\$0.00								
2011	M11DC170205	\$0.00								
2012	M12DC170205	\$0.00								
2013	M13DC170205	\$0.00								
2014	M14DC170205	\$0.00								
2015	M15DC170205	\$0.00								
2016	M16DC170205	\$0.00								
2017	M17DC170205	\$0.00								
2018	M18DC170205	\$0.00								
2019	M19DC170205	\$0.00								
2020	M20DC170205	\$0.00								
2021	M21DC170205	\$0.00								
	M21DP170205	\$0.00								
2022	M22DC170205	\$0.00								
2023	M23DC170205	\$0.00								
LAKE COUNTY Sub						\$0.00				
EN Subtotal:						\$0.00				
	RL	LAKE COUNTY	IL	2003	M03DC170205	\$0.00				
LAKE COUNTY Sub						\$0.00				
RL Subtotal:						\$0.00				

U.S. DEPARTMENT OF HOUSING AND
 URBAN DEVELOPMENT
 OFFICE OF COMMUNITY PLANNING AND
 DEVELOPMENT
 PR01 - HUD Grants and Program Income

DATE: 7/5/2024
 TIME: 10:40:11 AM
 PAGE: 25/40

IDIS

Program	Fund Type	Grantee Name	Grantee State Code	Grant Year	Grant Number	Authorized Amount
HOME	PI	LAKE COUNTY	IL	1997	M97DC170205	\$371,150.46
				1998	M98DC170205	\$123,883.56
				1999	M99DC170205	\$125,857.74
				2000	M00DC170205	\$257,359.35
				2001	M01DC170205	\$148,904.81
				2002	M02DC170205	\$107,976.60
				2003	M03DC170205	\$100,151.46
				2004	M04DC170205	\$170,007.13
				2005	M05DC170205	\$511,791.61
				2006	M06DC170205	\$242,558.78
				2007	M07DC170205	\$479,993.18
				2008	M08DC170205	\$126,990.90
				2009	M09DC170205	\$72,023.00
				2010	M10DC170205	\$27,247.02
				2011	M11DC170205	\$220,331.98
				2012	M12DC170205	\$46,308.75
				2013	M13DC170205	\$45,779.96
				2014	M14DC170205	\$28,290.06
				2015	M15DC170205	\$46,181.32
				2016	M16DC170205	\$45,549.00
				2017	M17DC170205	\$175,528.94
				2018	M18DC170205	\$96,340.66
				2019	M19DC170205	\$117,111.20
				2020	M20DC170205	\$65,376.50
				2021	M21DC170205	\$602,802.88
2022	M22DC170205	\$6,499.66				
2023	M23DC170205	\$6,499.66				
		LAKE COUNTY Sub				\$4,368,496.17
		PI Subtotal:				\$4,368,496.17
PA	LAKE COUNTY	IL	2015	M15DC170205	\$4,618.13	
			2016	M16DC170205	\$4,554.90	
			2017	M17DC170205	\$17,552.89	
			2018	M18DC170205	\$9,529.90	
			2019	M19DC170205	\$34.60	
				LAKE COUNTY Sub		
		PA Subtotal:			\$36,290.42	
IU	LAKE COUNTY	IL	2015	M15DC170205	\$65,000.00	
			2017	M17DC170205	\$69,011.44	
			2023	M23DC170205	\$179,688.00	
		LAKE COUNTY Sub			\$313,699.44	
		IU Subtotal:			\$313,699.44	
HP	LAKE COUNTY	IL	2015	M15DC170205	\$23,043.76	
			2016	M16DC170205	\$17,816.50	
			2017	M17DC170205	\$19,700.00	
			2018	M18DC170205	\$7,800.00	
			2019	M19DC170205	\$16,374.80	
			2020	M20DC170205	\$35,357.69	
			2021	M21DC170205	\$21,683.75	
			2022	M22DC170205	\$25,317.00	
			2023	M23DC170205	\$4,347.50	
			2024	M24DC170205	\$33,300.00	

U.S. DEPARTMENT OF HOUSING AND
 URBAN DEVELOPMENT
 OFFICE OF COMMUNITY PLANNING AND
 DEVELOPMENT
 PR01 - HUD Grants and Program Income

DATE: 7/5/2024
 TIME: 10:40:11 AM
 PAGE: 26/40

IDIS

Program	Fund Type	Grantee Name	Grantee State Code	Grant Year	Grant Number	Suballocated Amount
HOME	PI	LAKE COUNTY	IL	1997	M97DC170205	\$0.00
				1998	M98DC170205	\$0.00
				1999	M99DC170205	\$0.00
				2000	M00DC170205	\$0.00
				2001	M01DC170205	\$0.00
				2002	M02DC170205	\$0.00
				2003	M03DC170205	\$0.00
				2004	M04DC170205	\$0.00
				2005	M05DC170205	\$0.00
				2006	M06DC170205	\$0.00
				2007	M07DC170205	\$0.00
				2008	M08DC170205	\$0.00
				2009	M09DC170205	\$0.00
				2010	M10DC170205	\$0.00
				2011	M11DC170205	\$0.00
				2012	M12DC170205	\$0.00
				2013	M13DC170205	\$0.00
				2014	M14DC170205	\$0.00
				2015	M15DC170205	\$4,618.13
				2016	M16DC170205	\$42,120.00
				2017	M17DC170205	\$131,467.85
				2018	M18DC170205	\$96,340.66
				2019	M19DC170205	\$117,111.20
				2020	M20DC170205	\$65,376.50
				2021	M21DC170205	\$491,485.50
2022	M22DC170205	\$0.00				
2023	M23DC170205	\$0.00				
LAKE COUNTY Sub						\$948,519.84
PI Subtotal:						\$948,519.84
PA	LAKE COUNTY	IL	2015	M15DC170205	\$0.00	
			2016	M16DC170205	\$0.00	
			2017	M17DC170205	\$0.00	
			2018	M18DC170205	\$9,529.90	
			2019	M19DC170205	\$0.00	
LAKE COUNTY Sub						\$9,529.90
PA Subtotal:						\$9,529.90
IU	LAKE COUNTY	IL	2015	M15DC170205	\$0.00	
			2017	M17DC170205	\$0.00	
			2023	M23DC170205	\$0.00	
LAKE COUNTY Sub						\$0.00
IU Subtotal:						\$0.00
HP	LAKE COUNTY	IL	2015	M15DC170205	\$0.00	
			2016	M16DC170205	\$0.00	
			2017	M17DC170205	\$19,700.00	
			2018	M18DC170205	\$7,800.00	
			2019	M19DC170205	\$16,374.80	
			2020	M20DC170205	\$0.00	
			2021	M21DC170205	\$0.00	
			2022	M22DC170205	\$0.00	
			2023	M23DC170205	\$0.00	
			2024	M24DC170205	\$0.00	

U.S. DEPARTMENT OF HOUSING AND
 URBAN DEVELOPMENT
 OFFICE OF COMMUNITY PLANNING AND
 DEVELOPMENT
 PR01 - HUD Grants and Program Income

DATE: 7/5/2024
 TIME: 10:40:11 AM
 PAGE: 27/40

IDIS

Program	Fund Type	Grantee Name	Grantee State Code	Grant Year	Grant Number	Amount Committed to Activities
HOME	PI	LAKE COUNTY	IL	1997	M97DC170205	\$371,150.46
				1998	M98DC170205	\$123,883.56
				1999	M99DC170205	\$125,857.74
				2000	M00DC170205	\$257,359.35
				2001	M01DC170205	\$148,904.81
				2002	M02DC170205	\$107,976.60
				2003	M03DC170205	\$100,151.46
				2004	M04DC170205	\$170,007.13
				2005	M05DC170205	\$511,791.61
				2006	M06DC170205	\$242,558.78
				2007	M07DC170205	\$479,993.18
				2008	M08DC170205	\$126,990.90
				2009	M09DC170205	\$72,023.00
				2010	M10DC170205	\$27,247.02
				2011	M11DC170205	\$220,331.98
				2012	M12DC170205	\$46,308.75
				2013	M13DC170205	\$45,779.96
				2014	M14DC170205	\$28,290.06
				2015	M15DC170205	\$41,563.19
				2016	M16DC170205	\$3,429.00
				2017	M17DC170205	\$44,061.09
				2018	M18DC170205	\$0.00
				2019	M19DC170205	\$0.00
				2020	M20DC170205	\$0.00
2021	M21DC170205	\$111,317.38				
2022	M22DC170205	\$6,499.66				
2023	M23DC170205	\$6,499.66				
		LAKE COUNTY Sub				\$3,419,976.33
		PI Subtotal:				\$3,419,976.33
PA		LAKE COUNTY	IL	2015	M15DC170205	\$4,618.13
				2016	M16DC170205	\$4,554.90
				2017	M17DC170205	\$17,552.89
				2018	M18DC170205	\$0.00
				2019	M19DC170205	\$34.60
		LAKE COUNTY Sub				\$26,760.52
		PA Subtotal:				\$26,760.52
IU		LAKE COUNTY	IL	2015	M15DC170205	\$65,000.00
				2017	M17DC170205	\$69,011.00
				2023	M23DC170205	\$179,688.00
		LAKE COUNTY Sub				\$313,699.00
		IU Subtotal:				\$313,699.00
HP		LAKE COUNTY	IL	2015	M15DC170205	\$23,043.76
				2016	M16DC170205	\$17,816.50
				2017	M17DC170205	\$0.00
				2018	M18DC170205	\$0.00
				2019	M19DC170205	\$0.00
				2020	M20DC170205	\$20,312.00
				2021	M21DC170205	\$0.00
				2022	M22DC170205	\$0.00
				2023	M23DC170205	\$0.00
				2024	M24DC170205	\$0.00

U.S. DEPARTMENT OF HOUSING AND
 URBAN DEVELOPMENT
 OFFICE OF COMMUNITY PLANNING AND
 DEVELOPMENT
 PR01 - HUD Grants and Program Income

DATE: 7/5/2024
 TIME: 10:40:11 AM
 PAGE: 28/40

IDIS

Program	Fund Type	Grantee Name	Grantee State Code	Grant Year	Grant Number	Net Drawn Amount
HOME	PI	LAKE COUNTY	IL	1997	M97DC170205	\$371,150.46
				1998	M98DC170205	\$123,883.56
				1999	M99DC170205	\$125,857.74
				2000	M00DC170205	\$257,359.35
				2001	M01DC170205	\$148,904.81
				2002	M02DC170205	\$107,976.60
				2003	M03DC170205	\$100,151.46
				2004	M04DC170205	\$170,007.13
				2005	M05DC170205	\$511,791.61
				2006	M06DC170205	\$242,558.78
				2007	M07DC170205	\$479,993.18
				2008	M08DC170205	\$126,990.90
				2009	M09DC170205	\$72,023.00
				2010	M10DC170205	\$27,247.02
				2011	M11DC170205	\$220,331.98
				2012	M12DC170205	\$46,308.75
				2013	M13DC170205	\$45,779.96
				2014	M14DC170205	\$28,290.06
				2015	M15DC170205	\$41,563.19
				2016	M16DC170205	\$40,994.10
				2017	M17DC170205	\$157,976.05
				2018	M18DC170205	\$86,810.76
				2019	M19DC170205	\$117,076.60
				2020	M20DC170205	\$65,376.50
				2021	M21DC170205	\$491,485.50
2022	M22DC170205	\$0.00				
2023	M23DC170205	\$0.00				
		LAKE COUNTY Sub				\$4,207,889.05
		PI Subtotal:				\$4,207,889.05
PA	LAKE COUNTY	IL	2015	M15DC170205	\$4,618.13	
			2016	M16DC170205	\$4,554.90	
			2017	M17DC170205	\$17,552.89	
			2018	M18DC170205	\$9,529.90	
			2019	M19DC170205	\$34.60	
				LAKE COUNTY Sub		
	PA Subtotal:				\$36,290.42	
IU	LAKE COUNTY	IL	2015	M15DC170205	\$65,000.00	
			2017	M17DC170205	\$69,011.00	
			2023	M23DC170205	\$179,688.00	
	LAKE COUNTY Sub			\$313,699.00		
	IU Subtotal:				\$313,699.00	
HP	LAKE COUNTY	IL	2015	M15DC170205	\$23,043.76	
			2016	M16DC170205	\$17,816.50	
			2017	M17DC170205	\$0.00	
			2018	M18DC170205	\$0.00	
			2019	M19DC170205	\$0.00	
			2020	M20DC170205	\$20,312.00	
			2021	M21DC170205	\$0.00	
			2022	M22DC170205	\$0.00	
			2023	M23DC170205	\$0.00	
			2024	M24DC170205	\$0.00	

U.S. DEPARTMENT OF HOUSING AND
 URBAN DEVELOPMENT
 OFFICE OF COMMUNITY PLANNING AND
 DEVELOPMENT
 PR01 - HUD Grants and Program Income

DATE: 7/5/2024
 TIME: 10:40:11 AM
 PAGE: 29/40

IDIS

Program	Fund Type	Grantee Name	Grantee State Code	Grant Year	Grant Number	FY YTD Net Draw Amount
HOME	PI	LAKE COUNTY	IL	1997	M97DC170205	\$0.00
				1998	M98DC170205	\$0.00
				1999	M99DC170205	\$0.00
				2000	M00DC170205	\$0.00
				2001	M01DC170205	\$0.00
				2002	M02DC170205	\$0.00
				2003	M03DC170205	\$0.00
				2004	M04DC170205	\$0.00
				2005	M05DC170205	\$0.00
				2006	M06DC170205	\$0.00
				2007	M07DC170205	\$0.00
				2008	M08DC170205	\$0.00
				2009	M09DC170205	\$0.00
				2010	M10DC170205	\$0.00
				2011	M11DC170205	\$0.00
				2012	M12DC170205	\$0.00
				2013	M13DC170205	\$0.00
				2014	M14DC170205	\$0.00
				2015	M15DC170205	\$0.00
				2016	M16DC170205	\$0.00
				2017	M17DC170205	\$0.00
				2018	M18DC170205	\$0.00
				2019	M19DC170205	\$0.00
				2020	M20DC170205	\$0.00
				2021	M21DC170205	\$0.00
2022	M22DC170205	\$0.00				
2023	M23DC170205	\$0.00				
				LAKE COUNTY Sub		\$0.00
				PI Subtotal:		\$0.00
PA		LAKE COUNTY	IL	2015	M15DC170205	\$0.00
				2016	M16DC170205	\$0.00
				2017	M17DC170205	\$0.00
				2018	M18DC170205	\$0.00
				2019	M19DC170205	\$0.00
				LAKE COUNTY Sub		\$0.00
				PA Subtotal:		\$0.00
IU		LAKE COUNTY	IL	2015	M15DC170205	\$0.00
				2017	M17DC170205	\$0.00
				2023	M23DC170205	\$149,378.00
				LAKE COUNTY Sub		\$149,378.00
				IU Subtotal:		\$149,378.00
HP		LAKE COUNTY	IL	2015	M15DC170205	\$0.00
				2016	M16DC170205	\$0.00
				2017	M17DC170205	\$0.00
				2018	M18DC170205	\$0.00
				2019	M19DC170205	\$0.00
				2020	M20DC170205	\$0.00
				2021	M21DC170205	\$0.00
				2022	M22DC170205	\$0.00
				2023	M23DC170205	\$0.00
				2024	M24DC170205	\$0.00

U.S. DEPARTMENT OF HOUSING AND
 URBAN DEVELOPMENT
 OFFICE OF COMMUNITY PLANNING AND
 DEVELOPMENT
 PR01 - HUD Grants and Program Income

DATE: 7/5/2024
 TIME: 10:40:11 AM
 PAGE: 30/40

IDIS

Program	Fund Type	Grantee Name	Grantee State Code	Grant Year	Grant Number	Available to Commit
HOME	PI	LAKE COUNTY	IL	1997	M97DC170205	\$0.00
				1998	M98DC170205	\$0.00
				1999	M99DC170205	\$0.00
				2000	M00DC170205	\$0.00
				2001	M01DC170205	\$0.00
				2002	M02DC170205	\$0.00
				2003	M03DC170205	\$0.00
				2004	M04DC170205	\$0.00
				2005	M05DC170205	\$0.00
				2006	M06DC170205	\$0.00
				2007	M07DC170205	\$0.00
				2008	M08DC170205	\$0.00
				2009	M09DC170205	\$0.00
				2010	M10DC170205	\$0.00
				2011	M11DC170205	\$0.00
				2012	M12DC170205	\$0.00
				2013	M13DC170205	\$0.00
				2014	M14DC170205	\$0.00
				2015	M15DC170205	\$0.00
				2016	M16DC170205	\$37,565.10
				2017	M17DC170205	\$113,914.96
				2018	M18DC170205	\$86,810.76
				2019	M19DC170205	\$117,076.60
				2020	M20DC170205	\$65,376.50
				2021	M21DC170205	\$491,485.50
2022	M22DC170205	\$0.00				
2023	M23DC170205	\$0.00				
		LAKE COUNTY Sub				\$912,229.42
		PI Subtotal:				\$912,229.42
PA	LAKE COUNTY	IL	2015	M15DC170205	\$0.00	
			2016	M16DC170205	\$0.00	
			2017	M17DC170205	\$0.00	
			2018	M18DC170205	\$9,529.90	
			2019	M19DC170205	\$0.00	
				LAKE COUNTY Sub		
	PA Subtotal:				\$9,529.90	
IU	LAKE COUNTY	IL	2015	M15DC170205	\$0.00	
			2017	M17DC170205	\$0.44	
			2023	M23DC170205	\$0.00	
				LAKE COUNTY Sub		
	IU Subtotal:				\$0.44	
HP	LAKE COUNTY	IL	2015	M15DC170205	\$0.00	
			2016	M16DC170205	\$0.00	
			2017	M17DC170205	\$0.00	
			2018	M18DC170205	\$0.00	
			2019	M19DC170205	\$0.00	
			2020	M20DC170205	\$15,045.69	
			2021	M21DC170205	\$21,683.75	
			2022	M22DC170205	\$25,317.00	
			2023	M23DC170205	\$4,347.50	
			2024	M24DC170205	\$33,300.00	

U.S. DEPARTMENT OF HOUSING AND
 URBAN DEVELOPMENT
 OFFICE OF COMMUNITY PLANNING AND
 DEVELOPMENT
 PR01 - HUD Grants and Program Income

DATE: 7/5/2024
 TIME: 10:40:11 AM
 PAGE: 31/40

IDIS

Program	Fund Type	Grantee Name	Grantee State Code	Grant Year	Grant Number	Available to Draw
HOME	PI	LAKE COUNTY	IL	1997	M97DC170205	\$0.00
				1998	M98DC170205	\$0.00
				1999	M99DC170205	\$0.00
				2000	M00DC170205	\$0.00
				2001	M01DC170205	\$0.00
				2002	M02DC170205	\$0.00
				2003	M03DC170205	\$0.00
				2004	M04DC170205	\$0.00
				2005	M05DC170205	\$0.00
				2006	M06DC170205	\$0.00
				2007	M07DC170205	\$0.00
				2008	M08DC170205	\$0.00
				2009	M09DC170205	\$0.00
				2010	M10DC170205	\$0.00
				2011	M11DC170205	\$0.00
				2012	M12DC170205	\$0.00
				2013	M13DC170205	\$0.00
				2014	M14DC170205	\$0.00
				2015	M15DC170205	\$0.00
				2016	M16DC170205	\$0.00
				2017	M17DC170205	\$0.00
				2018	M18DC170205	\$0.00
				2019	M19DC170205	\$0.00
				2020	M20DC170205	\$0.00
2021	M21DC170205	\$111,317.38				
2022	M22DC170205	\$6,499.66				
2023	M23DC170205	\$6,499.66				
		LAKE COUNTY Sub			\$124,316.70	
		PI Subtotal:			\$124,316.70	
PA	LAKE COUNTY	IL	2015	M15DC170205	\$0.00	
			2016	M16DC170205	\$0.00	
			2017	M17DC170205	\$0.00	
			2018	M18DC170205	\$0.00	
			2019	M19DC170205	\$0.00	
				LAKE COUNTY Sub	\$0.00	
	PA Subtotal:	\$0.00				
IU	LAKE COUNTY	IL	2015	M15DC170205	\$0.00	
			2017	M17DC170205	\$0.44	
			2023	M23DC170205	\$0.00	
				LAKE COUNTY Sub	\$0.44	
	IU Subtotal:	\$0.44				
HP	LAKE COUNTY	IL	2015	M15DC170205	\$0.00	
			2016	M16DC170205	\$0.00	
			2017	M17DC170205	\$0.00	
			2018	M18DC170205	\$0.00	
			2019	M19DC170205	\$0.00	
			2020	M20DC170205	\$15,045.69	
			2021	M21DC170205	\$21,683.75	
			2022	M22DC170205	\$25,317.00	
			2023	M23DC170205	\$4,347.50	
			2024	M24DC170205	\$33,300.00	

U.S. DEPARTMENT OF HOUSING AND
 URBAN DEVELOPMENT
 OFFICE OF COMMUNITY PLANNING AND
 DEVELOPMENT
 PR01 - HUD Grants and Program Income

DATE: 7/5/2024
 TIME: 10:40:11 AM
 PAGE: 32/40

IDIS

Program	Fund Type	Grantee Name	Grantee State Code	Grant Year	Grant Number	Recapture Amount
HOME	PI	LAKE COUNTY	IL	1997	M97DC170205	\$0.00
				1998	M98DC170205	\$0.00
				1999	M99DC170205	\$0.00
				2000	M00DC170205	\$0.00
				2001	M01DC170205	\$0.00
				2002	M02DC170205	\$0.00
				2003	M03DC170205	\$0.00
				2004	M04DC170205	\$0.00
				2005	M05DC170205	\$0.00
				2006	M06DC170205	\$0.00
				2007	M07DC170205	\$0.00
				2008	M08DC170205	\$0.00
				2009	M09DC170205	\$0.00
				2010	M10DC170205	\$0.00
				2011	M11DC170205	\$0.00
				2012	M12DC170205	\$0.00
				2013	M13DC170205	\$0.00
				2014	M14DC170205	\$0.00
				2015	M15DC170205	\$0.00
				2016	M16DC170205	\$0.00
				2017	M17DC170205	\$0.00
				2018	M18DC170205	\$0.00
				2019	M19DC170205	\$0.00
				2020	M20DC170205	\$0.00
2021	M21DC170205	\$0.00				
2022	M22DC170205	\$0.00				
2023	M23DC170205	\$0.00				
				LAKE COUNTY Sub		\$0.00
		PI Subtotal:				\$0.00
PA		LAKE COUNTY	IL	2015	M15DC170205	\$0.00
				2016	M16DC170205	\$0.00
				2017	M17DC170205	\$0.00
				2018	M18DC170205	\$0.00
				2019	M19DC170205	\$0.00
				LAKE COUNTY Sub		\$0.00
		PA Subtotal:				\$0.00
IU		LAKE COUNTY	IL	2015	M15DC170205	\$0.00
				2017	M17DC170205	\$0.00
				2023	M23DC170205	\$0.00
				LAKE COUNTY Sub		\$0.00
		IU Subtotal:				\$0.00
HP		LAKE COUNTY	IL	2015	M15DC170205	\$0.00
				2016	M16DC170205	\$0.00
				2017	M17DC170205	\$0.00
				2018	M18DC170205	\$0.00
				2019	M19DC170205	\$0.00
				2020	M20DC170205	\$0.00
				2021	M21DC170205	\$0.00
				2022	M22DC170205	\$0.00
				2023	M23DC170205	\$0.00
				2024	M24DC170205	\$0.00

U.S. DEPARTMENT OF HOUSING AND
 URBAN DEVELOPMENT
 OFFICE OF COMMUNITY PLANNING AND
 DEVELOPMENT
 PR01 - HUD Grants and Program Income

DATE: 7/5/2024
 TIME: 10:40:11 AM
 PAGE: 33/40

IDIS

Program	Fund Type	Grantee Name	Grantee State Code	Grant Year	Grant Number	Authorized Amount
HOME	HP	LAKE COUNTY	IL		LAKE COUNTY Sub	<u>\$204,741.00</u>
		HP Subtotal:				<u>\$204,741.00</u>
GRANTEE						\$167,989,022.09

U.S. DEPARTMENT OF HOUSING AND
 URBAN DEVELOPMENT
 OFFICE OF COMMUNITY PLANNING AND
 DEVELOPMENT
 PR01 - HUD Grants and Program Income

DATE: 7/5/2024
 TIME: 10:40:11 AM
 PAGE: 34/40

IDIS

Program	Fund Type	Grantee Name	Grantee State Code	Grant Year	Grant Number	Suballocated Amount
HOME	HP	LAKE COUNTY	IL		LAKE COUNTY Sub	<u>\$43,874.80</u>
		HP Subtotal:				<u>\$43,874.80</u>
GRANTEE						<u>\$28,544,298.97</u>

U.S. DEPARTMENT OF HOUSING AND
 URBAN DEVELOPMENT
 OFFICE OF COMMUNITY PLANNING AND
 DEVELOPMENT
 PR01 - HUD Grants and Program Income

DATE: 7/5/2024
 TIME: 10:40:11 AM
 PAGE: 35/40

IDIS

Program	Fund Type	Grantee Name	Grantee State Code	Grant Year	Grant Number	Amount Committed to Activities
HOME	HP	LAKE COUNTY	IL		LAKE COUNTY Sub	<u>\$61,172.26</u>
		HP Subtotal:				<u>\$61,172.26</u>
GRANTEE						\$128,971,835.46

U.S. DEPARTMENT OF HOUSING AND
 URBAN DEVELOPMENT
 OFFICE OF COMMUNITY PLANNING AND
 DEVELOPMENT
 PR01 - HUD Grants and Program Income

DATE: 7/5/2024
 TIME: 10:40:11 AM
 PAGE: 36/40

IDIS

Program	Fund Type	Grantee Name	Grantee State Code	Grant Year	Grant Number	Net Drawn Amount
HOME	HP	LAKE COUNTY	IL			
					LAKE COUNTY Sub	\$61,172.26
		HP Subtotal:				\$61,172.26
GRANTEE						\$129,060,137.44

U.S. DEPARTMENT OF HOUSING AND
 URBAN DEVELOPMENT
 OFFICE OF COMMUNITY PLANNING AND
 DEVELOPMENT
 PR01 - HUD Grants and Program Income

DATE: 7/5/2024
 TIME: 10:40:11 AM
 PAGE: 37/40

IDIS

Program	Fund Type	Grantee Name	Grantee State Code	Grant Year	Grant Number	FY YTD Net Draw Amount
HOME	HP	LAKE COUNTY	IL			
					LAKE COUNTY Sub	\$0.00
		HP Subtotal:				\$0.00
GRANTEE						\$3,932,202.88

U.S. DEPARTMENT OF HOUSING AND
 URBAN DEVELOPMENT
 OFFICE OF COMMUNITY PLANNING AND
 DEVELOPMENT
 PR01 - HUD Grants and Program Income

DATE: 7/5/2024
 TIME: 10:40:11 AM
 PAGE: 38/40

IDIS

Program	Fund Type	Grantee Name	Grantee State Code	Grant Year	Grant Number	Available to Commit
HOME	HP	LAKE COUNTY	IL			
					LAKE COUNTY Sub	\$99,693.94
		HP Subtotal:				\$99,693.94
GRANTEE						\$11,394,646.98

U.S. DEPARTMENT OF HOUSING AND
 URBAN DEVELOPMENT
 OFFICE OF COMMUNITY PLANNING AND
 DEVELOPMENT
 PR01 - HUD Grants and Program Income

DATE: 7/5/2024
 TIME: 10:40:11 AM
 PAGE: 39/40

IDIS

Program	Fund Type	Grantee Name	Grantee State Code	Grant Year	Grant Number	Available to Draw
HOME	HP	LAKE COUNTY	IL			
					LAKE COUNTY Sub	\$99,693.94
		HP Subtotal:				\$99,693.94
GRANTEE						\$11,306,345.00

U.S. DEPARTMENT OF HOUSING AND
 URBAN DEVELOPMENT
 OFFICE OF COMMUNITY PLANNING AND
 DEVELOPMENT
 PR01 - HUD Grants and Program Income

DATE: 7/5/2024
 TIME: 10:40:11 AM
 PAGE: 40/40

IDIS

Program	Fund Type	Grantee Name	Grantee State Code	Grant Year	Grant Number	Recapture Amount
HOME	HP	LAKE COUNTY	IL			
					LAKE COUNTY Sub	\$0.00
		HP Subtotal:				\$0.00
GRANTEE						\$0.00

U.S. DEPARTMENT OF HOUSING AND URBAN
DEVELOPMENT
OFFICE OF COMMUNITY PLANNING AND DEVELOPMENT
PR02 - CDBG and CDBG-CV Activity Detail Report

DATE: 7/5/2024
TIME: 10:51:43 AM
PAGE: 1/5

IDIS

State Code	Grantee	IDIS Activity ID	Plan Year	Activity to prevent, prepare for, and respond to Coronavirus	Activity Name
IL	LAKE COUNTY	4404	2023	No	Center for Enriched Living - Employment Opportunity Program
IL	LAKE COUNTY	4405	2023	No	ElderCare - Age in Place
IL	LAKE COUNTY	4406	2023	No	GLASA Transportation
IL	LAKE COUNTY	4407	2023	No	North Suburban Legal Aid Clinic - Homelessness Prevention
IL	LAKE COUNTY	4408	2023	No	Prairie State Legal Services - Legal Advocacy Project
IL	LAKE COUNTY	4421	2023	No	PADS Lake County Intake (NC)
IL	LAKE COUNTY	4422	2023	No	PADS Lake County Street Outreach
IL	LAKE COUNTY	4424	2023	No	City of Zion - Sidewalks 2023
IL	LAKE COUNTY	4425	2023	Yes	Edina Bike Trail- Zion Park District
IL	LAKE COUNTY	4427	2023	No	Clearbrook - CMHC
IL	LAKE COUNTY	4434	2023	No	CPAH CLT - Park Ave. West
IL	LAKE COUNTY	4441	2023	No	CPAH - CLT - 909 Jenkisson
IL	LAKE COUNTY	4450	2023	No	Lake County Haven - Acquisition

U.S. DEPARTMENT OF HOUSING AND URBAN
DEVELOPMENT
OFFICE OF COMMUNITY PLANNING AND DEVELOPMENT
PR02 - CDBG and CDBG-CV Activity Detail Report

DATE: 7/5/2024
TIME: 10:51:43 AM
PAGE: 2/5

IDIS

Activity Description	Matrix Code	Matrix Code Description	Activity Status
CEL will acquire equipment for individuals with intellectual and developmental disabilities participating in the Employment Opportunities Program.	05B	Handicapped Services	Completed
ElderCare will enable seniors to age in their homes rather than moving to long-term care by providing for their transportation needs to doctor's appointments, grocery visits, and social visits.	05A	Senior Services	Completed
GLASA will provide transportation services with vehicles specially equipped to transport high-needs program participants and/or equipment to enable participation in adaptive sports programming.	05B	Handicapped Services	Open
The agency will provide legal services to low - and moderate - income households in housing-related cases to prevent homelessness.	05C	Legal Services	Open
Prairie State Legal Services will address improper denial or threatened termination of affordable housing, evictions, problems with substandard housing units, and other legal issues that impact low-income Lake County residents' ability to access or maintain stable housing.	05C	Legal Services	Completed
PADS Lake County will support the salary costs of an intake coordinator's salary who supports PADS aim of providing emergency overnight shelter and supportive services to individuals and families that experience homelessness in Lake County.	03T	Operating Costs of Homeless/AIDS Patients Programs	Completed
PADS Lake County will support the costs of an outreach specialist who will identify the "hard to serve" individuals sleeping outdoors, in shelter or other places not meant for habitation and engage them in shelter and housing services.	03T	Operating Costs of Homeless/AIDS Patients Programs	Open
Sidewalk reconstruction is qualifying areas of the City of Zion.	03L	Sidewalks	Completed
The project consists of the resurfacing of approximately 1.5 miles of bike trail.	03F	Parks, Recreational Facilities	Completed
Acquisition of a property to be operated as a Community Mental Health (CMHC) serving persons with disabilities.	03B	Handicapped Centers	Completed
Acquisition for a single family property for sale to an income qualified homebuyer.	01	Acquisition of Real Property	Completed
Acquisition of a single family home to be resold to an income qualified household via the Community Land Trust (CLT) model.	01	Acquisition of Real Property	Completed
Acquisition of a property to be operated as a shelter for victims of domestic violence.	01	Acquisition of Real Property	Open

U.S. DEPARTMENT OF HOUSING AND URBAN
DEVELOPMENT
OFFICE OF COMMUNITY PLANNING AND DEVELOPMENT
PR02 - CDBG and CDBG-CV Activity Detail Report

DATE: 7/5/2024
TIME: 10:51:43 AM
PAGE: 3/5

IDIS

National Objective Code	Address Sequence	Activity Address 1	Activity Address 2	Activity Address 3
LMC	1	280 Saunders Rd		
LMC	1	410 Grand Ave		
LMC	1	27864 Irma Lee Cir		
LMC	1	3500 Western Ave		
LMC	1	325 Washington St Ste 100		
LMC	1	1800 Grand Ave		
LMC	1	1800 Grand Ave		
LMA	1	2828 Sheridan Rd		
LMA	1	2400 Dowie Memorial Dr		
LMC	1	1655 Northwind Blvd		
LMH	1	930 Park Ave W		
LMH	1	909 Jenkisson Ave		
LMH	1	1136 Tamarack Ln		

U.S. DEPARTMENT OF HOUSING AND URBAN
DEVELOPMENT
OFFICE OF COMMUNITY PLANNING AND DEVELOPMENT
PR02 - CDBG and CDBG-CV Activity Detail Report

DATE: 7/5/2024
TIME: 10:51:43 AM
PAGE: 4/5

IDIS

City	State	Zip5	Zip4	Initial Funding Date	Completion Date	Date Of Last Draw	Funded Amount
Riverwoods	IL	60015	3835	08/23/2023	06/28/2024	06/24/2024	\$20,000.00
Waukegan	IL	60085	4227	08/23/2023	01/24/2024	11/28/2023	\$25,207.00
Lake Forest	IL	60045	5114	08/23/2023		06/24/2024	\$16,207.00
Highland Park	IL	60035	1263	08/23/2023		06/24/2024	\$20,000.00
Waukegan	IL	60085	5514	08/23/2023	06/13/2024	02/16/2024	\$30,000.00
Waukegan	IL	60085	3582	10/19/2023	04/01/2024	03/20/2024	\$9,485.00
Waukegan	IL	60085	3582	10/19/2023			\$11,207.00
Zion	IL	60099	2627	11/08/2023	04/25/2024	11/16/2023	\$80,000.00
Zion	IL	60099	2540	11/14/2023	12/05/2023	11/28/2023	\$71,280.11
Libertyville	IL	60048	9613	11/16/2023	05/13/2024	12/08/2023	\$276,375.40
Highland Park	IL	60035	2239	12/21/2023	04/25/2024	12/26/2023	\$130,000.00
Lake Bluff	IL	60044	1621	02/15/2024	04/25/2024	02/16/2024	\$156,900.00
Libertyville	IL	60048	3619	04/11/2024		04/25/2024	\$212,191.00

U.S. DEPARTMENT OF HOUSING AND URBAN
DEVELOPMENT
OFFICE OF COMMUNITY PLANNING AND DEVELOPMENT
PR02 - CDBG and CDBG-CV Activity Detail Report

DATE: 7/5/2024
TIME: 10:51:43 AM
PAGE: 5/5

IDIS

Drawn Amount	Balance	Number Persons Assisted	Number of Households	FTE Jobs Created Retained	Actual Units
\$20,000.00	\$0.00	25			
\$25,207.00	\$0.00	662			
\$11,888.79	\$4,318.21	52			
\$15,060.79	\$4,939.21	131			
\$30,000.00	\$0.00	100			
\$9,485.00	\$0.00	514			
\$0.00	\$11,207.00				
\$80,000.00	\$0.00				
\$71,280.11	\$0.00				
\$276,375.40	\$0.00	13			
\$130,000.00	\$0.00		1		
\$156,900.00	\$0.00		1		
\$211,291.00	\$900.00		1		

IDIS

Year	PID	Project Name	Program	IDIS Activity #	Activity to prevent, prepare for, and respond to Coronavirus
1994	0002	CONVERTED CDBG ACTIVITIES	CDBG	2	No
2018	0001	Rehabilitate Existing Housing: Affordable & Special Needs	CDBG	4380	No
2019	0003	Assist People Without a Home	CDBG-CV	4218	Yes
2019	0005	Provide Adequate Low/Mod Income Area Infrastructure	CDBG	4128	No
2019	0008	Provide Welcoming Communities	CDBG	4219	Yes

IDIS

Activity Name	Address
CDBG COMMITTED FUNDS ADJUSTMENT	,
CPAH - OOR - 2222 Wallace Ave	2222 Wallace Ave North Chicago, IL 60064-3021
PADS - CV Shelter	1800 Grand Ave Waukegan, IL 60085-3582
LCML - Lake County Land Bank	1937 N Municipal Way Round Lake Beach, IL 60073-4915
Northern IL Food Bank	273 Dearborn Ct Geneva, IL 60134-3587

IDIS

Description	NatObj	PctLM	MTX	Status	Objectives	Outcomes	Fund Dt	Funded	Draw Thru Amount
THIS PROJECT WAS THE SECOND PROJECT SET UP IN IDIS AT THE TIME IDIS REPLACED ENTERS (1994). THIS IDIS PROJECT WAS A HUD CREATED PROJECT, WHICH CAN NOT BE MARKED "COMPLETED" (TAU).	0	0	03Z	O	0	0	1/1/0001	20,024,445.69	20,024,445.69
Owner occupied rehab.	LMH	0	14A	C	2	2	3/1/2023	35,042.55	35,042.55
PADS Lake County will pay for costs associated with hotel placement for people experiencing homelessness during the COVID-19 pandemic.	LMC	0	03T	C	1	1	5/11/2021	260,000.00	260,000.00
Acquisition of property.	LMH	0	19C	O	2	2	10/6/2020	45,000.00	20,666.70
The Northern Illinois Food Bank will provide food items to Lake County agencies in the Food Bank's network.	LMC	0	05W	C	1	1	5/20/2021	0.00	0.00

IDIS

Draw In Amount	Balance	Accomp Type	Report Year	Actual By Year	Total Race	Owner-X Low	Owner-Low	Owner-LowMod	Owner-Non LM	Owner-Total
0.00	0.00	0	1994	0	0	0	0	0	0	0
0.00	0.00	10	2022	1	1	0	1	0	0	1
96,166.78	0.00	01	2020,2022	650,424	1074	0	0	0	0	0
1,047.50	24,333.30	09	2020	1	1	0	0	1	0	1
0.00	0.00	01	2020,2021,2022	47314,11746,15712	74772	0	0	0	0	0

IDIS

Owner-PCT LM	Renter-X Low	Renter-Low	Renter-LowMod	Renter-Non LM	Renter-Total	Renter-PCT LM	Owner+Renter-X Low	Owner+Renter-Low
0	0	0	0	0	0	0	0	0
0	0	0	0	0	0	0	0	1
0	0	0	0	0	0	0	0	0
0	0	0	0	0	0	0	0	0
0	0	0	0	0	0	0	0	0

IDIS

Owner+Renter-LowMod	Owner+Renter-Non LM	Owner+Renter-Total	Owner+Renter-PCT LM	Persons-X Low	Persons-Low	Persons-Mod	Persons-Non LM
0	0	0	0	0	0	0	0
0	0	0	0	0	0	0	0
0	0	0	0	1074	0	0	0
1	0	0	0	0	0	0	0
0	0	0	0	4170	55128	15474	0

IDIS

Persons-Total	Persons-PCT-LM	Fem HsHld Owner	Fem HsHld Renter	Fem HsHld Owner+Renter	White Owner	White Renter	White Persons	WhiteH Owner	WhiteH Renter	WhiteH Persons	Black Owner	Black Renter	Black Persons
0	0	0	0	0	0	0	0	0	0	0	0	0	0
0	0	0	0	0	0	0	0	0	0	0	1	0	0
1074	1	0	0	0	0	0	320	0	0	141	0	0	746
0	0	0	0	0	1	0	0	1	0	0	0	0	0
74772	1	0	0	0	0	0	52549	0	0	26204	0	0	13912

IDIS

BlackH Owner	BlackH Renter	BlackH Persons	Asian Owner	Asian Renter	Asian Persons	AsianH Owner	AsianH Renter	AsianH Persons	AiAn Owner	AiAn Renter	AiAn Persons	AiAnH Owner	AiAnH Renter	AiAnH Persons	NHPI Owner	NHPI Renter	NHPI Persons
0	0	0	0	0	0	0	0	0	0	0	0	0	0	0	0	0	0
0	0	0	0	0	0	0	0	0	0	0	0	0	0	0	0	0	0
0	0	25	0	0	2	0	0	0	0	0	6	0	0	0	0	0	0
0	0	0	0	0	0	0	0	0	0	0	0	0	0	0	0	0	0
0	0	0	0	0	273	0	0	0	0	0	43	0	0	0	0	0	14

IDIS

NHPIH Owner	NHPIH Renter	NHPIH Persons	AiAnW Owner	AiAnW Renter	AiAnW Persons	AiAnWH Owner	AiAnWH Renter	AiAnWH Persons	AsianW Owner	AsianW Renter	AsianW Persons	AsianWH Owner	AsianWH Renter	AsianWH Persons	BlackW Owner
0	0	0	0	0	0	0	0	0	0	0	0	0	0	0	0
0	0	0	0	0	0	0	0	0	0	0	0	0	0	0	0
0	0	0	0	0	0	0	0	0	0	0	0	0	0	0	0
0	0	0	0	0	0	0	0	0	0	0	0	0	0	0	0
0	0	0	0	0	0	0	0	0	0	0	0	0	0	0	0

IDIS

BlackW Renter	BlackW Persons	BlackWH Owner	BlackWH Renter	BlackWH Persons	AiAnBik Owner	AiAnBik Renter	AiAnBik Persons	AiAnBikH Owner	AiAnBikH Renter	AiAnBikH Persons	OtherMR Owner	OtherMR Renter	OtherMR Persons	OtherMRH Owner
0	0	0	0	0	0	0	0	0	0	0	0	0	0	0
0	0	0	0	0	0	0	0	0	0	0	0	0	0	0
0	0	0	0	0	0	0	0	0	0	0	0	0	0	0
0	0	0	0	0	0	0	0	0	0	0	0	0	0	0
0	0	0	0	0	0	0	0	0	0	0	0	0	7981	0

IDIS

OtherMRH Renter	OtherMRH Persons	AsianPI Owner	AsianPI Renter	AsianPI Persons	AsianPIH Owner	AsianPIH Renter	AsianPIH Persons	AsianPIH Owner	Hispanic Renter	Hispanic Persons	HispanicH Owner	HispanicH Renter	HispanicH Persons	Total
0	0	0	0	0	0	0	0	0	0	0	0	0	0	0
0	0	0	0	0	0	0	0	0	0	0	0	0	0	1
0	0	0	0	0	0	0	0	0	0	0	0	0	0	1074
0	0	0	0	0	0	0	0	0	0	0	0	0	0	1
0	0	0	0	0	0	0	0	0	0	0	0	0	0	74772

IDIS

TotalH Accomplishment Narrative

0	<p>(PY94): SEE LARGE NARRATIVE (F14) THE "CONVERTED ACTIVITIES" WERE PROGRAM-WIDE IDIS PROJECT TITLES (SEE IDIS #1 - IDIS #5 RECORDS). THE "...COMMITTED FUNDS ADJUSTMENT" WERE IDIS PROGRAM-WIDE ACTIVITY NAMES (SEE IDIS #1 - IDIS #4 REOCRDS). NO LAKE COUNTY UPDATES OCCURRED BETWEEN ITS ORIGINAL CREATION AND THE 2005 ACA/CAPER LETTER FROM HUD-CHICAGO --- WHICH PROMPTED A LINE-BY-LINE REVIEW OF "UNDERWAY" IDIS RECORDS.</p> <p>IDIS FINANCIAL RECORDS INDICATE THAT THE 1987 - 1995 EN FUNDING (\$20,024,445.69) WERE 1987 - 1994 PROGRAM AWARDS AND THE 1995 REMAINING PROGRAM BALANCE THAT WERE THEN IN PLACE THAT WERE POSTED IN IDIS ON 3/22/97.</p> <p>ACCORDING TO TAU, LAKE COUNTY CAN UPDATE THE PROJECT DESCRIPTION AND THE ACCOMPLISHMENT NARRATIVE BUT LAKE COUNTY CAN NOT MARK THE PROJECT AS "COMPLETED".</p>
0	<p>(PY22): Owner occupied rehab of one unit.</p>
166	<p>(PY20): Agency will provide shelter to people experiencing homelessness.. (PY22): Agency will provide shelter to people experiencing homelessness.</p>
1	<p>(PY20): Provide legal services to assist in the acquisition of properties made available for affordable housing.</p>
26204	<p>(PY20): The sub-recipient provided food services for low and moderate-income Lake County residents.. (PY21): Provide food services for low and moderate income Lake County residents. (PY22): Provide food services for low and moderate income Lake County residents.</p>

IDIS

Year	PID	Project Name	Program	IDIS Activity #	Activity to prevent, prepare for, and respond to Coronavirus
2019	0008	Provide Welcoming Communities	CDBG-CV	4191	Yes
2019	0008	Provide Welcoming Communities	CDBG-CV	4219	Yes
2019	0008	Provide Welcoming Communities	CDBG-CV	4370	Yes
2019	0011	Grant & Program Administration	CDBG-CV	4195	Yes
2020	0005	Facility Improvements - Accessibility	CDBG	4344	No
2020	0005	Facility Improvements - Accessibility	CDBG	4430	No
2020	0013	City of Zion - Galilee Demolition	CDBG	4368	No
2020	0014	Facility Improvements - Homeless	CDBG	4319	No
2020	0045	Program Administration	CDBG	4299	No
2020	0049	CV - Rental & Mortgage Assistance	CDBG-CV	4300	Yes
2020	0049	CV - Rental & Mortgage Assistance	CDBG-CV	4328	Yes
2020	0049	CV - Rental & Mortgage Assistance	CDBG-CV	4391	Yes

IDIS

Activity Name	Address
United Way 211 - Information and referrals	330 S Greenleaf St Gurnee, IL 60031-3389
Northern IL Food Bank	273 Dearborn Ct Geneva, IL 60134-3587
ServicePoint	500 W Winchester Rd Ste 101 Libertyville, IL 60048-1371
CDBG-CV1 Admin	,
NIRCO-Flooring Project	202 S Genesee St Waukegan, IL 60085-6543
Highwood Library - Accessibility Improvements	102 Highwood Ave Highwood, IL 60040-1520
Zion - Galilee Env. Cleanup	2771 Galilee Ave Zion, IL 60099-2401
PADS - Facility Improvements	1800 Grand Ave Waukegan, IL 60085-3582
CDBG Admin 2020	,
CPAH - Mortgage Assist. & Housing Counseling	800 S Milwaukee Ave Ste 201 Suite 201 Libertyville, IL 60048-3217
LCHA - Mortgage Relief Program	33928 Route 45 Grayslake, IL 60030
Catholic Charities - Subsistence Payments - PD	671 S Lewis Ave Waukegan, IL 60085-6101

IDIS

Description	NatObj	PctLM	MTX	Status	Objectives	Outcomes	Fund Dt	Funded	Draw Thru Amount
United Way of Lake County will provide a public service by providing information and referral services via their 211 call center.	LMC	0	05Z	C	1	1	12/4/2020	280,000.00	280,000.00
The Northern Illinois Food Bank will provide food items to Lake County agencies in the Food Bank's network.	LMC	0	05W	C	1	1	5/20/2021	817,654.00	817,654.00
ServicePoint facilitates referrals for services ranging from homeless shelters, housing assistance, housing providers, and behavioral health services.	LMC	0	05Z	O	2	1	12/8/2022	20,000.00	20,000.00
Program administration.	0	0	21A	O	0	0	12/17/2020	954,531.00	579,216.00
The project would consist of a replacing flooring at a substance abuse program.	LMC	0	03Z	C	1	1	11/1/2022	23,372.55	23,372.55
Accessibility improvements at the Highwood Public Library.	LMA	61.68	03E	C	2	1	11/27/2023	45,100.00	45,100.00
Cleanup of a contaminated site in a LMA.	LMA	71.64	04A	C	1	3	12/5/2022	29,350.00	29,350.00
Facility improvements (restroom upgrades) at the PADS Day Center.	LMC	0	03C	C	2	2	5/13/2022	27,343.00	27,343.00
CDBG Program administration	0	0	21A	C	0	0	1/21/2022	515,398.00	515,398.00
Mortgage foreclosure counseling and assistance.	LMH	0	13B	O	2	2	1/24/2022	270,000.00	225,507.39
COVID-19 related foreclosure prevention counseling.	LMC	0	05U	O	2	2	7/29/2022	300,000.00	210,219.38
Catholic Charities will provide subsistence payments for rent and utility payments to ensure households maintain their housing.	LMC	0	05Q	C	2	2	6/30/2023	204,409.02	204,409.02

U.S. DEPARTMENT OF HOUSING AND URBAN DEVELOPMENT
 OFFICE OF COMMUNITY PLANNING AND DEVELOPMENT
 PR03- BOSMAC (original)

DATE: 7/5/2024
 TIME: 10:58:28 AM
 PAGE: 16/96

IDIS

Draw In Amount	Balance	Accomp Type	Report Year	Actual By Year	Total Race	Owner-X Low	Owner-Low	Owner-LowMod	Owner-Non LM	Owner-Total
0.00	0.00	01	2020,2021,2022	949,467,515	1931	0	0	0	0	0
116,406.10	0.00	01	2020,2021,2022	47314,11746,15712	74772	0	0	0	0	0
16,854.72	0.00	01	2022	467	467	0	0	0	0	0
1,387.98	375,315.00	0	0	0	0	0	0	0	0	0
0.00	0.00	01	2021	215	215	0	0	0	0	0
45,100.00	0.00	11	2023	0	0	0	0	0	0	0
0.00	0.00	11	2022	0	0	0	0	0	0	0
0.00	0.00	11	2021	749	749	0	0	0	0	0
0.00	0.00	0	0	0	0	0	0	0	0	0
101,639.69	44,492.61	04	2021	1	1	0	0	1	0	1
118,606.07	89,780.62	01	2023	138	138	0	0	0	0	0
204,409.02	0.00	01	2020	0	0	0	0	0	0	0

IDIS

Owner+Renter-LowMod	Owner+Renter-Non LM	Owner+Renter-Total	Owner+Renter-PCT LM	Persons-X Low	Persons-Low	Persons-Mod	Persons-Non LM
0	0	0	0	1007	348	569	7
0	0	0	0	4170	55128	15474	0
0	0	0	0	366	79	16	6
0	0	0	0	0	0	0	0
0	0	0	0	35	140	40	0
0	0	0	0	0	0	0	0
0	0	0	0	0	0	0	0
0	0	0	0	749	0	0	0
0	0	0	0	0	0	0	0
1	0	0	0	0	0	0	0
0	0	0	0	59	41	34	4
0	0	0	0	0	0	0	0

IDIS

Persons-Total	Persons-PCT-LM	Fem HsHld Owner	Fem HsHld Renter	Fem HsHld Owner+Renter	White Owner	White Renter	White Persons	WhiteH Owner	WhiteH Renter	WhiteH Persons	Black Owner	Black Renter	Black Persons
1931	0.99	0	0	0	0	0	873	0	0	355	0	0	501
74772	1	0	0	0	0	0	52549	0	0	26204	0	0	13912
467	0.98	0	0	0	0	0	208	0	0	105	0	0	184
0	0	0	0	0	0	0	0	0	0	0	0	0	0
215	1	0	0	0	0	0	33	0	0	5	0	0	182
0	0	0	0	0	0	0	0	0	0	0	0	0	0
0	0	0	0	0	0	0	0	0	0	0	0	0	0
749	1	0	0	0	0	0	254	0	0	114	0	0	485
0	0	0	0	0	0	0	0	0	0	0	0	0	0
0	0	0	0	0	1	0	0	0	0	0	0	0	0
138	0.97	0	0	0	0	0	95	0	0	23	0	0	25
0	0	0	0	0	0	0	0	0	0	0	0	0	0

IDIS

BlackH Owner	BlackH Renter	BlackH Persons	Asian Owner	Asian Renter	Asian Persons	AsianH Owner	AsianH Renter	AsianH Persons	AiAn Owner	AiAn Renter	AiAn Persons	AiAnH Owner	AiAnH Renter	AiAnH Persons	NHPI Owner	NHPI Renter	NHPI Persons
0	0	12	0	0	40	0	0	0	0	0	9	0	0	1	0	0	2
0	0	0	0	0	273	0	0	0	0	0	43	0	0	0	0	0	14
0	0	4	0	0	9	0	0	0	0	0	3	0	0	0	0	0	0
0	0	0	0	0	0	0	0	0	0	0	0	0	0	0	0	0	0
0	0	8	0	0	0	0	0	0	0	0	0	0	0	0	0	0	0
0	0	0	0	0	0	0	0	0	0	0	0	0	0	0	0	0	0
0	0	0	0	0	0	0	0	0	0	0	0	0	0	0	0	0	0
0	0	0	0	0	6	0	0	0	0	0	4	0	0	0	0	0	0
0	0	0	0	0	0	0	0	0	0	0	0	0	0	0	0	0	0
0	0	0	0	0	0	0	0	0	0	0	0	0	0	0	0	0	0
0	0	1	0	0	7	0	0	0	0	0	1	0	0	0	0	0	1
0	0	0	0	0	0	0	0	0	0	0	0	0	0	0	0	0	0

IDIS

NHPIH Owner	NHPIH Renter	NHPIH Persons	AiAnW Owner	AiAnW Renter	AiAnW Persons	AiAnWH Owner	AiAnWH Renter	AiAnWH Persons	AsianW Owner	AsianW Renter	AsianW Persons	AsianWH Owner	AsianWH Renter	AsianWH Persons	BlackW Owner
0	0	0	0	0	2	0	0	1	0	0	0	0	0	0	0
0	0	0	0	0	0	0	0	0	0	0	0	0	0	0	0
0	0	0	0	0	0	0	0	0	0	0	0	0	0	0	0
0	0	0	0	0	0	0	0	0	0	0	0	0	0	0	0
0	0	0	0	0	0	0	0	0	0	0	0	0	0	0	0
0	0	0	0	0	0	0	0	0	0	0	0	0	0	0	0
0	0	0	0	0	0	0	0	0	0	0	0	0	0	0	0
0	0	0	0	0	0	0	0	0	0	0	0	0	0	0	0
0	0	0	0	0	0	0	0	0	0	0	0	0	0	0	0
0	0	0	0	0	0	0	0	0	0	0	0	0	0	0	0
0	0	0	0	0	0	0	0	0	0	0	0	0	0	0	0
0	0	0	0	0	0	0	0	0	0	0	0	0	0	0	0
0	0	0	0	0	0	0	0	0	0	0	0	0	0	0	0
0	0	0	0	0	0	0	0	0	0	0	0	0	0	0	0

IDIS

BlackW Renter	BlackW Persons	BlackWH Owner	BlackWH Renter	BlackWH Persons	BlackWH Owner	AiAnBlk Renter	AiAnBlk Persons	AiAnBlk Owner	AiAnBlkH Renter	AiAnBlkH Persons	AiAnBlkH Owner	OtherMR Renter	OtherMR Persons	OtherMR Owner	OtherMRH Owner	
0	29	0	0	2	0	0	0	0	0	0	0	0	0	0	475	0
0	0	0	0	0	0	0	0	0	0	0	0	0	0	0	7981	0
0	0	0	0	0	0	0	0	0	0	0	0	0	0	0	63	0
0	0	0	0	0	0	0	0	0	0	0	0	0	0	0	0	0
0	0	0	0	0	0	0	0	0	0	0	0	0	0	0	0	0
0	0	0	0	0	0	0	0	0	0	0	0	0	0	0	0	0
0	0	0	0	0	0	0	0	0	0	0	0	0	0	0	0	0
0	0	0	0	0	0	0	0	0	0	0	0	0	0	0	0	0
0	0	0	0	0	0	0	0	0	0	0	0	0	0	0	0	0
0	0	0	0	0	0	0	0	0	0	0	0	0	0	0	9	0
0	0	0	0	0	0	0	0	0	0	0	0	0	0	0	0	0

IDIS

OtherMRH Renter	OtherMRH Persons	AsianPI Owner	AsianPI Renter	AsianPI Persons	AsianPIH Owner	AsianPIH Renter	AsianPIH Persons	Hispanic Owner	Hispanic Renter	Hispanic Persons	HispanicH Owner	HispanicH Renter	HispanicH Persons	Total
0	126	0	0	0	0	0	0	0	0	0	0	0	0	1931
0	0	0	0	0	0	0	0	0	0	0	0	0	0	74772
0	30	0	0	0	0	0	0	0	0	0	0	0	0	467
0	0	0	0	0	0	0	0	0	0	0	0	0	0	0
0	0	0	0	0	0	0	0	0	0	0	0	0	0	215
0	0	0	0	0	0	0	0	0	0	0	0	0	0	0
0	0	0	0	0	0	0	0	0	0	0	0	0	0	0
0	0	0	0	0	0	0	0	0	0	0	0	0	0	749
0	0	0	0	0	0	0	0	0	0	0	0	0	0	0
0	0	0	0	0	0	0	0	0	0	0	0	0	0	1
0	1	0	0	0	0	0	0	0	0	0	0	0	0	138
0	0	0	0	0	0	0	0	0	0	0	0	0	0	0

IDIS

TotalH Accomplishment Narrative	
497	(PY20): Agency will provide information and referral services to low and moderate income residents of Lake County. (PY21): Agency will provide information and referral services to low and moderate income residents of Lake County.. (PY22): Agency will provide information and referral services to low and moderate income residents of Lake County.
26204	(PY20): The sub-recipient provided food services for low and moderate-income Lake County residents.. (PY21): Provide food services for low and moderate income Lake County residents. (PY22): Provide food services for low and moderate income Lake County residents.
139	(PY22): Agency will provide information and referral services to low and moderate income residents of Lake County.
0	0
13	(PY21): The activity covered the replacement of flooring in a public facility used for an agency whose mission is to promote recovery principles for individuals and families in order to strengthen recovery advocacy, peer engagement, and community collaboration in the Northern Illinois area.
0	(PY23): Accessibility improvements at the Highwood Public Library/Community Center.
0	(PY22): Cleanup of a contaminated site in a LMA.
114	(PY21): Rest room upgrades at the PADS Day Center serving the Lake County homeless population.
0	0
0	(PY21): Foreclosure counseling and assistance
25	(PY23): Mortgage counseling services to low/mod income households.
0	(PY20): Catholic Charities will provide subsistence payments for rent and utility payments to ensure households maintain their housing.

IDIS

Year	PID	Project Name	Program	IDIS Activity #	Activity to prevent, prepare for, and respond to Coronavirus
2021	0001	Economic Mobility	CDBG	4355	No
2021	0010	Affordable Senior Housing - Mundelein	CDBG	4361	No
2021	0013	Acquisition of Affordable Rental Housing	CDBG	4326	No
2021	0013	Acquisition of Affordable Rental Housing	CDBG	4327	No
2021	0013	Acquisition of Affordable Rental Housing	CDBG	4349	No
2021	0013	Acquisition of Affordable Rental Housing	CDBG	4398	No
2021	0013	Acquisition of Affordable Rental Housing	CDBG	4440	No
2021	0013	Acquisition of Affordable Rental Housing	CDBG	4448	No
2021	0014	Public Services	CDBG	4290	No
2021	0017	Program Administration	CDBG	4371	No
2021	0018	Affordable Housing Rehabilitation and Resale	CDBG	4302	No
2021	0018	Affordable Housing Rehabilitation and Resale	CDBG	4383	No
2022	0002	PY22 Public Services	CDBG	4350	No

IDIS

Activity Name	Address
Waukegan Park District - Carnegie Building	1 N Sheridan Rd Waukegan, IL 60085-4354
Mundelein Senior Housing	513 E Hawley St Mundelein, IL 60060-2419
CPAH-CILA-8 West Shore Drive	8 W Shore Dr Grayslake, IL 60030-1529
CPAH-CILA_203 Hawley St.	203 W Hawley St Mundelein, IL 60060-1762
A Safe Place - LCHA Acquisition	Address Suppressed
CPAH - LCHA Acquisitions - 39139 Geraghty	39139 N Geraghty Ave Beach Park, IL 60099-3778
C2115-C CPAH - 2320 Springhill Ln.	2320 Springhill Ln Lindenhurst, IL 60046-8848
C2115-C CPAH - 1913 Hazelwood	1913 Hazelwood Dr Lindenhurst, IL 60046-8334
PADS Lake County Street Outreach	1800 Grand Ave Waukegan, IL 60085-3582
PY21 CDBG Admin	,
YCC - LCHA Acquisition, Rehab and Resale - 37898 New York Ave.	37896 N New York Ave Beach Park, IL 60087-2277
YCC - Rehab and Resale	37898 N New York Ave Beach Park, IL 60087-2277
Youth Conservation Corps (YCC) - YouthBuild	1020 W Greenwood Ave Waukegan, IL 60087-4909

IDIS

Description	NatObj	PctLM	MTX	Status	Objectives	Outcomes	Fund Dt	Funded	Draw Thru Amount
Rehabilitation of a vacant building into a educational museum in a lowmod income area.	LMA	68.8	03E	C	3	1	11/17/2022	99,995.95	99,995.95
Acquisition of property to be used to construct affordable senior rental housing.	LMH	0	01	C	2	2	11/28/2022	152,337.00	152,337.00
The proposed project consists of the acquisition and rehabilitation of a 4-bedroom home to be operated as a Community Integrated Living Arrangements (CILA). The CILA would house 3 developmentally disabled persons.	LMH	0	01	C	1	2	7/26/2022	199,550.00	199,550.00
The proposed project consists of the acquisition and rehabilitation of a 4-bedroom home to be operated as a Community Integrated Living Arrangements (CILA). The CILA would house 3 developmentally disabled persons.	LMH	0	01	C	1	2	7/26/2022	199,550.00	199,550.00
Acquisition and rehab of a single family home to be rented to victims of domestic violence.	LMC	0	03C	C	2	2	11/15/2022	202,050.00	202,050.00
Acquisition of a single-family home to be rented to an income qualified household.	LMH	0	01	C	2	2	7/18/2023	191,000.00	191,000.00
Acquisition and rehabilitation of a single family home to be operated as an affordable rental property.	LMH	0	14G	O	2	2	1/24/2024	196,275.00	158,634.35
Acquisition and rehab of a single family home to be operated as an affordable rental property.	LMH	0	14A	O	2	2	4/5/2024	178,725.00	151,920.00
PADS Lake County will support the costs of an outreach specialist who will identify the "hard to serve" individuals sleeping outdoors, in shelter or other places not meant for habitation and engage them in shelter and housing services.	LMC	0	03T	C	1	1	11/24/2021	26,583.00	26,583.00
CDBG Admin.	0	0	21A	C	0	0	12/9/2022	585,488.00	585,488.00
Acquisition, rehab and resale of a single family home to an income qualified household.	LMH	0	14A	C	2	2	2/3/2022	143,579.04	143,579.04
Rehab and resale of single family homes.	LMH	0	14A	C	2	2	3/22/2023	9,209.76	9,209.76
Funds will support education and workforce development training for 'opportunity youth' enabling them to move on to college or a sustainable career.	LMC	0	05H	C	3	3	11/16/2022	24,325.54	24,325.54

U.S. DEPARTMENT OF HOUSING AND URBAN DEVELOPMENT
 OFFICE OF COMMUNITY PLANNING AND DEVELOPMENT
 PR03- BOSMAC (original)

DATE: 7/5/2024
 TIME: 10:58:28 AM
 PAGE: 28/96

IDIS

Draw In Amount	Balance	Accomp Type	Report Year	Actual By Year	Total Race	Owner-X Low	Owner-Low	Owner-LowMod	Owner-Non LM	Owner-Total
99,100.00	0.00	11	2022	0	0	0	0	0	0	0
0.00	0.00	10	2022	0	0	0	0	0	0	0
0.00	0.00	10	2021	5	5	0	0	0	0	0
0.00	0.00	10	2021	3	3	0	0	0	0	0
28,032.00	0.00	11	2022	5	5	0	0	0	0	0
191,000.00	0.00	10	2023	1	1	0	0	0	0	0
158,634.35	37,640.65	10	2023	1	1	0	0	0	0	0
151,920.00	26,805.00	10	2023	1	1	0	0	0	0	0
26,583.00	0.00	01	2021	863	863	0	0	0	0	0
482,855.14	0.00	0	0	0	0	0	0	0	0	0
9,560.37	0.00	10	2021	1	1	0	0	1	0	1
4,155.06	0.00	10	2022	1	1	0	0	1	0	1
6,651.45	0.00	01	2022	51	51	0	0	0	0	0

IDIS

Owner-PCT LM	Renter-X Low	Renter-Low	Renter-LowMod	Renter-Non LM	Renter-Total	Renter-PCT LM	Owner+Renter-X Low	Owner+Renter-Low
0	0	0	0	0	0	0	0	0
0	0	0	0	0	0	0	0	0
0	5	0	0	0	5	0	5	0
0	3	0	0	0	3	0	3	0
0	0	0	0	0	0	0	0	0
0	0	1	0	0	1	0	0	1
0	1	0	0	0	1	0	1	0
0	0	0	1	0	1	0	0	0
0	0	0	0	0	0	0	0	0
0	0	0	0	0	0	0	0	0
0	0	0	0	0	0	0	0	0
0	0	0	0	0	0	0	0	0
0	0	0	0	0	0	0	0	0

IDIS

Owner+Renter-LowMod	Owner+Renter-Non LM	Owner+Renter-Total	Owner+Renter-PCT LM	Persons-X Low	Persons-Low	Persons-Mod	Persons-Non LM
0	0	0	0	0	0	0	0
0	0	0	0	0	0	0	0
0	0	0	0	0	0	0	0
0	0	0	0	0	0	0	0
0	0	0	0	5	0	0	0
0	0	0	0	0	0	0	0
0	0	0	0	0	0	0	0
1	0	0	0	0	0	0	0
0	0	0	0	863	0	0	0
0	0	0	0	0	0	0	0
1	0	0	0	0	0	0	0
1	0	0	0	0	0	0	0
0	0	0	0	41	8	2	0

IDIS

Persons-Total	Persons-PCT-LM	Fem HsHld Owner	Fem HsHld Renter	Fem HsHld Owner+Renter	White Owner	White Renter	White Persons	WhiteH Owner	WhiteH Renter	WhiteH Persons	Black Owner	Black Renter	Black Persons
0	0	0	0	0	0	0	0	0	0	0	0	0	0
0	0	0	0	0	0	0	0	0	0	0	0	0	0
0	0	0	0	0	0	4	0	0	0	0	0	1	0
0	0	0	0	0	0	3	0	0	0	0	0	0	0
5	1	0	0	0	0	0	5	0	0	3	0	0	0
0	0	0	0	0	0	0	0	0	0	0	0	1	0
0	0	0	0	0	0	1	0	0	0	0	0	0	0
0	0	0	0	0	0	1	0	0	0	0	0	0	0
863	1	0	0	0	0	0	278	0	0	123	0	0	576
0	0	0	0	0	0	0	0	0	0	0	0	0	0
0	0	0	0	0	1	0	0	0	0	0	0	0	0
0	0	0	0	0	1	0	0	0	0	0	0	0	0
51	1	0	0	0	0	0	6	0	0	5	0	0	16

IDIS

BlackH Owner	BlackH Renter	BlackH Persons	Asian Owner	Asian Renter	Asian Persons	AsianH Owner	AsianH Renter	AsianH Persons	AiAn Owner	AiAn Renter	AiAn Persons	AiAnH Owner	AiAnH Renter	AiAnH Persons	NHPI Owner	NHPI Renter	NHPI Persons
0	0	0	0	0	0	0	0	0	0	0	0	0	0	0	0	0	0
0	0	0	0	0	0	0	0	0	0	0	0	0	0	0	0	0	0
0	0	0	0	0	0	0	0	0	0	0	0	0	0	0	0	0	0
0	0	0	0	0	0	0	0	0	0	0	0	0	0	0	0	0	0
0	0	0	0	0	0	0	0	0	0	0	0	0	0	0	0	0	0
0	0	0	0	0	0	0	0	0	0	0	0	0	0	0	0	0	0
0	0	0	0	0	0	0	0	0	0	0	0	0	0	0	0	0	0
0	0	0	0	0	0	0	0	0	0	0	0	0	0	0	0	0	0
0	0	0	0	0	0	0	0	0	0	0	0	0	0	0	0	0	0
0	0	15	0	0	0	0	0	0	0	0	5	0	0	0	0	0	0
0	0	0	0	0	0	0	0	0	0	0	0	0	0	0	0	0	0
0	0	0	0	0	0	0	0	0	0	0	0	0	0	0	0	0	0
0	0	0	0	0	0	0	0	0	0	0	0	0	0	0	0	0	0
0	0	0	0	0	0	0	0	0	0	0	0	0	0	0	0	0	0

IDIS

BlackW Renter	BlackW Persons	BlackWH Owner	BlackWH Renter	BlackWH Persons	AiAnBlk Owner	AiAnBlk Renter	AiAnBlk Persons	AiAnBlkH Owner	AiAnBlkH Renter	AiAnBlkH Persons	OtherMR Owner	OtherMR Renter	OtherMR Persons	OtherMRH Owner
0	0	0	0	0	0	0	0	0	0	0	0	0	0	0
0	0	0	0	0	0	0	0	0	0	0	0	0	0	0
0	0	0	0	0	0	0	0	0	0	0	0	0	0	0
0	0	0	0	0	0	0	0	0	0	0	0	0	0	0
0	0	0	0	0	0	0	0	0	0	0	0	0	0	0
0	0	0	0	0	0	0	0	0	0	0	0	0	0	0
0	0	0	0	0	0	0	0	0	0	0	0	0	0	0
0	0	0	0	0	0	0	0	0	0	0	0	0	0	0
0	0	0	0	0	0	0	0	0	0	0	0	0	0	0
0	0	0	0	0	0	0	0	0	0	0	0	0	4	0
0	0	0	0	0	0	0	0	0	0	0	0	0	0	0
0	0	0	0	0	0	0	0	0	0	0	0	0	0	0
0	0	0	0	0	0	0	0	0	0	0	0	0	0	0
0	0	0	0	0	0	0	0	0	0	0	0	0	29	0

IDIS

OtherMRH Renter	OtherMRH Persons	AsianPI Owner	AsianPI Renter	AsianPI Persons	AsianPIH Owner	AsianPIH Renter	AsianPIH Persons	AsianPIH Owner	Hispanic Renter	Hispanic Persons	Hispanic Owner	HispanicH Renter	HispanicH Persons	Total
0	0	0	0	0	0	0	0	0	0	0	0	0	0	0
0	0	0	0	0	0	0	0	0	0	0	0	0	0	0
0	0	0	0	0	0	0	0	0	0	0	0	0	0	5
0	0	0	0	0	0	0	0	0	0	0	0	0	0	3
0	0	0	0	0	0	0	0	0	0	0	0	0	0	5
0	0	0	0	0	0	0	0	0	0	0	0	0	0	1
0	0	0	0	0	0	0	0	0	0	0	0	0	0	1
0	0	0	0	0	0	0	0	0	0	0	0	0	0	1
0	0	0	0	0	0	0	0	0	0	0	0	0	0	863
0	0	0	0	0	0	0	0	0	0	0	0	0	0	0
0	0	0	0	0	0	0	0	0	0	0	0	0	0	1
0	0	0	0	0	0	0	0	0	0	0	0	0	0	1
0	27	0	0	0	0	0	0	0	0	0	0	0	0	51

IDIS

TotalH Accomplishment Narrative	
0	(PY22): Rehabilitation of a vacant building into an educational museum in a low/mod income area.
0	(PY22): Acquisition of property to be used for affordable senior rental housing.
0	(PY21): The project consists of the acquisition and rehabilitation of a 4-bedroom home to be operated as a Community Integrated Living Arrangements (CILA). The CILA would house 3 developmentally disabled persons.
0	(PY21): The project consists of the acquisition and rehabilitation of a 4-bedroom home to be operated as a Community Integrated Living Arrangements (CILA). The CILA would house 3 developmentally disabled persons.
3	(PY22): Acquisition and rehab of a single family home to be rented to victims of domestic violence.
0	(PY23): Acquisition of a single family home to be rented to an income qualified household.
0	(PY23): Acquisition, rehab, and rental of a single family home.
0	(PY23): Acquisition and rehab of a single family home to be operated as a affordable rental property.
138	(PY21):
0	0
0	(PY21): Acquire, rehab and resale a single family home to an income qualified household.
0	(PY22): Rehab and resale of a single family home to a household earning <80% AMI.
32	(PY22):

IDIS

Year	PID	Project Name	Program	IDIS Activity #	Activity to prevent, prepare for, and respond to Coronavirus
2022	0002	PY22 Public Services	CDBG	4351	No
2022	0002	PY22 Public Services	CDBG	4352	No
2022	0002	PY22 Public Services	CDBG	4353	No
2022	0002	PY22 Public Services	CDBG	4354	No
2022	0002	PY22 Public Services	CDBG	4356	No
2022	0002	PY22 Public Services	CDBG	4357	No
2022	0002	PY22 Public Services	CDBG	4358	No
2022	0002	PY22 Public Services	CDBG	4362	No
2022	0002	PY22 Public Services	CDBG	4363	No

IDIS

Activity Name	Address
Zacharias Center - Counseling (NC)	4275 Old Grand Ave Gurnee, IL 60031-2735
PADS Lake County Street Outreach	1800 Grand Ave Waukegan, IL 60085-3582
PADS Lake County Custom Travel - Uber	1800 Grand Ave Waukegan, IL 60085-3582
PADS Lake County Intake (NC)	1800 Grand Ave Waukegan, IL 60085-3582
ElderCAREAge in Place	410 Grand Ave Waukegan, IL 60085-4227
GLASA Transportation	27864 Irma Lee Cir Ste 101 Lake Forest, IL 60045-5114
PSLS - Housing Advocacy Project	325 Washington St Ste 100 Waukegan, IL 60085-5514
Northern Illinois Food Bank - Senior Nutrition Program (NC)	273 Dearborn Ct Geneva, IL 60134-3587
CASA Lake County - Legal Advocacy (NC)	700 Forest Edge Dr Vernon Hills, IL 60061-3172

IDIS

Description	NatObj	PctLM	MTX	Status	Objectives	Outcomes	Fund Dt	Funded	Draw Thru Amount
Zacharias Center Children's counseling program will provide comprehensive care for child survivors of sexual assault.	LMC	0	05N	C	1	1	11/16/2022	5,176.00	5,176.00
PADS Lake County will support the costs of an outreach specialist who will identify the "hard to serve" individuals sleeping outdoors, in shelter or other places not meant for habitation and engage them in shelter and housing services.	LMC	0	03T	C	1	1	11/16/2022	19,394.00	19,394.00
PADS Lake County will provide transportation services to allow more clients to take advantage of shelter services and reduce barriers to attend health and housing appointments, work and/or school.	LMC	0	05E	O	2	1	11/16/2022	10,000.00	7,973.67
PADS Lake County will support the salary costs of an intake coordinator's salary who supports PADS aim of providing emergency overnight shelter and supportive services to individuals and families that experience homelessness in Lake County	LMC	0	03T	C	1	1	11/16/2022	5,176.00	5,176.00
Eldercare will enable seniors to age in their homes rather than moving to long term care by providing for their transportation needs to doctors appointments, grocery visits and social visits.	LMC	0	05A	C	3	1	11/22/2022	24,394.00	24,394.00
GLASA will purchase adaptive sports equipment to allow high-needs program participants to partake in programming	LMC	0	05B	C	3	1	11/22/2022	14,394.00	14,394.00
PSLS will address improper denial or threatened termination of affordable housing, evictions, problems with substandard housing units and other legal issues that impact low income Lake County residents' ability to access or maintain stable housing.	LMC	0	05C	C	2	1	11/22/2022	30,000.00	30,000.00
Agency will provide support to North Chicago's Senior Nutrition Program and provide food assistance to low-income seniors.	LMC	0	05W	C	1	1	11/28/2022	5,176.00	5,176.00
Agency will provide legal advocacy work for youth moving through the court system.	LMC	0	05D	C	1	1	1/4/2023	5,175.94	5,175.94

IDIS

Draw In Amount	Balance	Accomp Type	Report Year	Actual By Year	Total Race	Owner-X Low	Owner-Low	Owner-LowMod	Owner-Non LM	Owner-Total
712.64	0.00	01	2022	112	112	0	0	0	0	0
19,394.00	0.00	01	2022	98	98	0	0	0	0	0
4,033.52	2,026.33	01	2022	171	171	0	0	0	0	0
0.00	0.00	01	2022	1493	1493	0	0	0	0	0
0.00	0.00	01	2022	730	730	0	0	0	0	0
14,394.00	0.00	01	2022	39	39	0	0	0	0	0
22,229.28	0.00	01	2022	95	95	0	0	0	0	0
2,994.86	0.00	01	2022	121	121	0	0	0	0	0
1,411.62	0.00	01	2022	435	435	0	0	0	0	0

IDIS

Owner-PCT LM	Renter-X Low	Renter-Low	Renter-LowMod	Renter-Non LM	Renter-Total	Renter-PCT LM	Owner+Renter-X Low	Owner+Renter-Low
0	0	0	0	0	0	0	0	0
0	0	0	0	0	0	0	0	0
0	0	0	0	0	0	0	0	0
0	0	0	0	0	0	0	0	0
0	0	0	0	0	0	0	0	0
0	0	0	0	0	0	0	0	0
0	0	0	0	0	0	0	0	0
0	0	0	0	0	0	0	0	0
0	0	0	0	0	0	0	0	0
0	0	0	0	0	0	0	0	0

IDIS

Owner+Renter-LowMod	Owner+Renter-Non LM	Owner+Renter-Total	Owner+Renter-PCT LM	Persons-X Low	Persons-Low	Persons-Mod	Persons-Non LM
0	0	0	0	112	0	0	0
0	0	0	0	98	0	0	0
0	0	0	0	171	0	0	0
0	0	0	0	1493	0	0	0
0	0	0	0	0	730	0	0
0	0	0	0	0	39	0	0
0	0	0	0	73	21	1	0
0	0	0	0	0	0	121	0
0	0	0	0	435	0	0	0

IDIS

Persons-Total	Persons-PCT-LM	Fem HsHld Owner	Fem HsHld Renter	Fem HsHld Owner+Renter	White Owner	White Renter	White Persons	WhiteH Owner	WhiteH Renter	WhiteH Persons	Black Owner	Black Renter	Black Persons
112	1	0	0	0	0	0	32	0	0	8	0	0	15
98	1	0	0	0	0	0	41	0	0	4	0	0	57
171	1	0	0	0	0	0	75	0	0	16	0	0	92
1493	1	0	0	0	0	0	461	0	0	187	0	0	1014
730	1	0	0	0	0	0	464	0	0	55	0	0	95
39	1	0	0	0	0	0	29	0	0	3	0	0	2
95	1	0	0	0	0	0	29	0	0	6	0	0	58
121	1	0	0	0	0	0	73	0	0	52	0	0	29
435	1	0	0	0	0	0	252	0	0	58	0	0	161

IDIS

BlackH Owner	BlackH Renter	BlackH Persons	Asian Owner	Asian Renter	Asian Persons	AsianH Owner	AsianH Renter	AsianH Persons	AiAn Owner	AiAn Renter	AiAn Persons	AiAnH Owner	AiAnH Renter	AiAnH Persons	NHPI Owner	NHPI Renter	NHPI Persons
0	0	0	0	0	0	0	0	0	0	0	0	0	0	0	0	0	1
0	0	1	0	0	0	0	0	0	0	0	0	0	0	0	0	0	0
0	0	0	0	0	0	0	0	0	0	0	0	0	0	0	0	0	0
0	0	30	0	0	7	0	0	2	0	0	11	0	0	0	0	0	0
0	0	0	0	0	22	0	0	0	0	0	0	0	0	0	0	0	0
0	0	0	0	0	4	0	0	0	0	0	0	0	0	0	0	0	0
0	0	1	0	0	0	0	0	0	0	0	1	0	0	0	0	0	0
0	0	0	0	0	2	0	0	0	0	0	0	0	0	0	0	0	0
0	0	0	0	0	2	0	0	0	0	0	0	0	0	0	0	0	2

IDIS

NHPIH Owner	NHPIH Renter	NHPIH Persons	AiAnW Owner	AiAnW Renter	AiAnW Persons	AiAnWH Owner	AiAnWH Renter	AiAnWH Persons	AsianW Owner	AsianW Renter	AsianW Persons	AsianWH Owner	AsianWH Renter	AsianWH Persons	BlackW Owner
0	0	0	0	0	1	0	0	0	0	0	1	0	0	0	0
0	0	0	0	0	0	0	0	0	0	0	0	0	0	0	0
0	0	0	0	0	0	0	0	0	0	0	0	0	0	0	0
0	0	0	0	0	0	0	0	0	0	0	0	0	0	0	0
0	0	0	0	0	0	0	0	0	0	0	0	0	0	0	0
0	0	0	0	0	0	0	0	0	0	0	0	0	0	0	0
0	0	0	0	0	0	0	0	0	0	0	0	0	0	0	0
0	0	0	0	0	0	0	0	0	0	0	0	0	0	0	0
0	0	0	0	0	0	0	0	0	0	0	0	0	0	0	0
0	0	0	0	0	0	0	0	0	0	0	0	0	0	0	0

IDIS

BlackW Renter	BlackW Persons	BlackWH Owner	BlackWH Renter	BlackWH Persons	AiAnBlk Owner	AiAnBlk Renter	AiAnBlk Persons	AiAnBlkH Owner	AiAnBlkH Renter	AiAnBlkH Persons	OtherMR Owner	OtherMR Renter	OtherMR Persons	OtherMRH Owner
0	1	0	0	0	0	0	0	0	0	0	0	0	61	0
0	0	0	0	0	0	0	0	0	0	0	0	0	0	0
0	0	0	0	0	0	0	0	0	0	0	0	0	4	0
0	0	0	0	0	0	0	0	0	0	0	0	0	0	0
0	0	0	0	0	0	0	0	0	0	0	0	0	149	0
0	0	0	0	0	0	0	0	0	0	0	0	0	4	0
0	0	0	0	0	0	0	0	0	0	0	0	0	7	0
0	0	0	0	0	0	0	0	0	0	0	0	0	17	0
0	4	0	0	2	0	0	0	0	0	0	0	0	14	0

IDIS

OtherMRH Renter	OtherMRH Persons	AsianPI Owner	AsianPI Renter	AsianPI Persons	AsianPIH Owner	AsianPIH Renter	AsianPIH Persons	AsianPIH Owner	Hispanic Renter	Hispanic Persons	HispanicH Owner	HispanicH Renter	HispanicH Persons	Total
0	53	0	0	0	0	0	0	0	0	0	0	0	0	112
0	0	0	0	0	0	0	0	0	0	0	0	0	0	98
0	1	0	0	0	0	0	0	0	0	0	0	0	0	171
0	0	0	0	0	0	0	0	0	0	0	0	0	0	1493
0	0	0	0	0	0	0	0	0	0	0	0	0	0	730
0	0	0	0	0	0	0	0	0	0	0	0	0	0	39
0	2	0	0	0	0	0	0	0	0	0	0	0	0	95
0	0	0	0	0	0	0	0	0	0	0	0	0	0	121
0	2	0	0	0	0	0	0	0	0	0	0	0	0	435

IDIS

TotalH Accomplishment Narrative	
61	(PY22):
5	(PY22):
17	(PY22):
219	(PY22): Agency will provide shelter services and staff program to help with intake of homeless individuals.
55	(PY22): Agency will provide transportation services to essential services to maintain independence.
3	(PY22):
9	(PY22): Agency will address improper denial or threatened termination of affordable housing, evictions, problems with substandard housing units and other legal issues that impact low income residents' ability to access or maintain stable housing.
52	(PY22): Agency will provide support to North Chicago's Senior Nutrition Program and provide food assistance to low-income seniors.
62	(PY22): Agency will provide legal advocacy work for abused youth moving through the court system

IDIS

Year	PID	Project Name	Program	IDIS Activity #	Activity to prevent, prepare for, and respond to Coronavirus
2022	0002	PY22 Public Services	CDBG	4364	No
2022	0002	PY22 Public Services	CDBG	4366	No
2022	0002	PY22 Public Services	CDBG	4367	No
2022	0002	PY22 Public Services	CDBG	4372	No
2022	0002	PY22 Public Services	CDBG	4373	No
2022	0002	PY22 Public Services	CDBG	4374	No
2022	0002	PY22 Public Services	CDBG	4375	No
2022	0002	PY22 Public Services	CDBG	4377	No
2022	0003	Acquisition of Affordable Rental Housing	CDBG	4400	Yes
2022	0003	Acquisition of Affordable Rental Housing	CDBG	4414	No

IDIS

Activity Name	Address
Catholic Charities - Homelessness Prevention	671 S Lewis Ave Waukegan, IL 60085-6101
Mano a Mano - Productive Parents Program	6 E Main St Round Lake Park, IL 60073-3602
United Way - 211 (NC)	330 S Greenleaf St Gurnee, IL 60031-3389
Center for Enriched Living - Employment Opportunity Program	280 Saunders Rd Riverwoods, IL 60015-3835
YouthBuild Lake County - Employment Training	2303 Kemble Ave North Chicago, IL 60064-3216
YouthBuild Lake County - Employment Training (NC)	2303 Kemble Ave North Chicago, IL 60064-3216
Prairie State Legal Services - Fair Housing	325 Washington St Ste 100 Suite 100 Waukegan, IL 60085-5514
North Suburban Legal Aid Clinic - Homelessness Prevention	3500 Western Ave Highland Park, IL 60035-1263
CPAH-CLT- 1269 Cavell Ave. HP	1269 Cavell Ave Highland Park, IL 60035-2913
Clearbrook - CILA Acq.	18463 W Springwood Dr Grayslake, IL 60030-1790

IDIS

Description	NatObj	PctLM	MTX	Status	Objectives	Outcomes	Fund Dt	Funded	Draw Thru Amount
Agency will provide homelessness prevention services in the form of short-term rental assistance and housing stabilization case management services to individuals and families at risk of becoming homeless.	LMC	0	05Q	O	2	2	1/5/2023	100,000.00	99,992.72
Program will provide classes and career development opportunities to improve the financial well being of immigrant families.	LMC	0	05H	C	3	1	11/30/2022	26,592.99	26,592.99
Agency will provide a public service by providing information and referral services via their 211 call center.	LMC	0	05Z	C	1	1	11/30/2022	5,176.00	5,176.00
CEL will acquire equipment for individuals with intellectual and developmental disabilities participating in the Employment Opportunities Program	LMC	0	05B	C	3	1	12/9/2022	24,394.00	24,394.00
YouthBuild will provide employment training for "opportunity youth."	LMC	0	05H	C	3	3	12/9/2022	24,394.00	24,394.00
YouthBuild will provide employment training for "opportunity youth."	LMC	0	05H	C	3	3	12/9/2022	11,092.00	11,092.00
Prairie State Legal Services shall operate the Fair Housing Program for Lake County by providing legal services to low and moderate income households including all protected groups under the Federal Fair Housing Act and the Illinois Human Rights Act. The tasks included in the operation of the Fair Housing Program for Lake County are education and outreach; counselingreferrals; investigation; negotiation and legal services; and communication and marketing.	LMC	0	05J	C	3	3	12/14/2022	75,000.00	75,000.00
Agency will provide legal services to low- and moderate-income households in housing-related cases to prevent homelessness.	LMC	0	05C	C	1	1	1/19/2023	20,000.00	20,000.00
The activity will consist of the purchase and resale of a property to a income eligible household.	LMH	0	01	C	2	2	8/21/2023	109,550.00	109,550.00
Acquisition of a single family home to be operated as a CILA for persons with disabilities.	LMH	0	01	C	2	1	8/25/2023	115,172.00	115,172.00

U.S. DEPARTMENT OF HOUSING AND URBAN DEVELOPMENT
 OFFICE OF COMMUNITY PLANNING AND DEVELOPMENT
 PR03- BOSMAC (original)

DATE: 7/5/2024
 TIME: 10:58:28 AM
 PAGE: 52/96

IDIS

Draw In Amount	Balance	Accomp Type	Report Year	Actual By Year	Total Race	Owner-X Low	Owner-Low	Owner-LowMod	Owner-Non LM	Owner-Total
39,300.86	7.28	01	2022	38	38	0	0	0	0	0
21,160.21	0.00	01	2022	545	545	0	0	0	0	0
2,468.28	0.00	01	2022	108	108	0	0	0	0	0
3,994.00	0.00	01	2022	38	38	0	0	0	0	0
3,781.50	0.00	01	2022	17	17	0	0	0	0	0
11,092.00	0.00	01	2022	17	17	0	0	0	0	0
38,309.77	0.00	01	2022	49	49	0	0	0	0	0
7,000.00	0.00	01	2022	7	7	0	0	0	0	0
109,550.00	0.00	10	2022	1	1	0	0	1	0	1
115,172.00	0.00	10	2023	1	1	0	0	0	0	0

IDIS

Owner-PCT LM	Renter-X Low	Renter-Low	Renter-LowMod	Renter-Non LM	Renter-Total	Renter-PCT LM	Owner+Renter-X Low	Owner+Renter-Low
0	0	0	0	0	0	0	0	0
0	0	0	0	0	0	0	0	0
0	0	0	0	0	0	0	0	0
0	0	0	0	0	0	0	0	0
0	0	0	0	0	0	0	0	0
0	0	0	0	0	0	0	0	0
0	0	0	0	0	0	0	0	0
0	0	0	0	0	0	0	0	0
0	1	0	0	0	1	0	1	0

IDIS

Owner+Renter-LowMod	Owner+Renter-Non LM	Owner+Renter-Total	Owner+Renter-PCT LM	Persons-X Low	Persons-Low	Persons-Mod	Persons-Non LM
0	0	0	0	0	23	15	0
0	0	0	0	60	243	242	0
0	0	0	0	108	0	0	0
0	0	0	0	0	38	0	0
0	0	0	0	17	0	0	0
0	0	0	0	17	0	0	0
0	0	0	0	38	5	4	2
0	0	0	0	7	0	0	0
1	0	0	0	0	0	0	0
0	0	0	0	0	0	0	0

IDIS

Persons-Total	Persons-PCT-LM	Fem HsHld Owner	Fem HsHld Renter	Fem HsHld Owner+Renter	White Owner	White Renter	White Persons	WhiteH Owner	WhiteH Renter	WhiteH Persons	Black Owner	Black Renter	Black Persons
38	1	0	0	0	0	0	7	0	0	6	0	0	31
545	1	0	0	0	0	0	2	0	0	0	0	0	0
108	1	0	0	0	0	0	10	0	0	8	0	0	58
38	1	0	0	0	0	0	27	0	0	0	0	0	1
17	1	0	0	0	0	0	1	0	0	0	0	0	4
17	1	0	0	0	0	0	1	0	0	0	0	0	4
49	0.95	0	0	0	0	0	26	0	0	3	0	0	22
7	1	0	0	0	0	0	5	0	0	0	0	0	1
0	0	1	0	1	0	0	0	0	0	0	1	0	0
0	0	0	0	0	0	1	0	0	0	0	0	0	0

IDIS

BlackH Owner	BlackH Renter	BlackH Persons	Asian Owner	Asian Renter	Asian Persons	AsianH Owner	AsianH Renter	AsianH Persons	AiAn Owner	AiAn Renter	AiAn Persons	AiAnH Owner	AiAnH Renter	AiAnH Persons	NHPI Owner	NHPI Renter	NHPI Persons
0	0	0	0	0	0	0	0	0	0	0	0	0	0	0	0	0	0
0	0	0	0	0	0	0	0	0	0	0	0	0	0	0	0	0	0
0	0	2	0	0	4	0	0	0	0	0	0	0	0	0	0	0	0
0	0	0	0	0	0	0	0	0	0	0	0	0	0	0	0	0	0
0	0	0	0	0	0	0	0	0	0	0	0	0	0	0	0	0	0
0	0	0	0	0	0	0	0	0	0	0	0	0	0	0	0	0	0
0	0	0	0	0	0	0	0	0	0	0	0	0	0	0	0	0	1
0	0	0	0	0	0	0	0	0	0	0	0	0	0	0	0	0	0
0	0	0	0	0	0	0	0	0	0	0	0	0	0	0	0	0	0
0	0	0	0	0	0	0	0	0	0	0	0	0	0	0	0	0	0

IDIS

NHPIH Owner	NHPIH Renter	NHPIH Persons	AiAnW Owner	AiAnW Renter	AiAnW Persons	AiAnWH Owner	AiAnWH Renter	AiAnWH Persons	AsianW Owner	AsianW Renter	AsianW Persons	AsianWH Owner	AsianWH Renter	AsianWH Persons	BlackW Owner
0	0	0	0	0	0	0	0	0	0	0	0	0	0	0	0
0	0	0	0	0	0	0	0	0	0	0	0	0	0	0	0
0	0	0	0	0	0	0	0	0	0	0	0	0	0	0	0
0	0	0	0	0	0	0	0	0	0	0	3	0	0	0	0
0	0	0	0	0	0	0	0	0	0	0	0	0	0	0	0
0	0	0	0	0	0	0	0	0	0	0	0	0	0	0	0
0	0	1	0	0	0	0	0	0	0	0	0	0	0	0	0
0	0	0	0	0	0	0	0	0	0	0	0	0	0	0	0
0	0	0	0	0	0	0	0	0	0	0	0	0	0	0	0
0	0	0	0	0	0	0	0	0	0	0	0	0	0	0	0

IDIS

BlackW Renter	BlackW Persons	BlackWH Owner	BlackWH Renter	BlackWH Persons	BlackWH Owner	AiAnBlk Renter	AiAnBlk Persons	AiAnBlk Owner	AiAnBlkH Renter	AiAnBlkH Persons	AiAnBlkH Owner	OtherMR Renter	OtherMR Persons	OtherMR Owner	OtherMRH Renter	OtherMRH Persons	OtherMRH Owner
0	0	0	0	0	0	0	0	0	0	0	0	0	0	0	0	0	0
0	0	0	0	0	0	0	0	0	0	0	0	0	0	0	543	0	0
0	0	0	0	0	0	0	0	0	0	0	0	0	0	0	36	0	0
0	0	0	0	0	0	0	0	1	0	0	0	0	0	0	6	0	0
0	0	0	0	0	0	0	0	0	0	0	0	0	0	0	12	0	0
0	0	0	0	0	0	0	0	0	0	0	0	0	0	0	12	0	0
0	0	0	0	0	0	0	0	0	0	0	0	0	0	0	0	0	0
0	0	0	0	0	0	0	0	0	0	0	0	0	0	0	1	0	0
0	0	0	0	0	0	0	0	0	0	0	0	0	0	0	0	0	0
0	0	0	0	0	0	0	0	0	0	0	0	0	0	0	0	0	0

IDIS

OtherMRH Renter	OtherMRH Persons	AsianPI Owner	AsianPI Renter	AsianPI Persons	AsianPIH Owner	AsianPIH Renter	AsianPIH Persons	AsianPIH Owner	Hispanic Renter	Hispanic Persons	Hispanic Owner	HispanicH Renter	HispanicH Persons	Total
0	0	0	0	0	0	0	0	0	0	0	0	0	0	38
0	543	0	0	0	0	0	0	0	0	0	0	0	0	545
0	2	0	0	0	0	0	0	0	0	0	0	0	0	108
0	1	0	0	0	0	0	0	0	0	0	0	0	0	38
0	12	0	0	0	0	0	0	0	0	0	0	0	0	17
0	12	0	0	0	0	0	0	0	0	0	0	0	0	17
0	0	0	0	0	0	0	0	0	0	0	0	0	0	49
0	0	0	0	0	0	0	0	0	0	0	0	0	0	7
0	0	0	0	0	0	0	0	0	0	0	0	0	0	1
0	0	0	0	0	0	0	0	0	0	0	0	0	0	1

IDIS

TotalH Accomplishment Narrative	
6	(PY22): Agency will provide homelessness prevention services in the form of short-term rental assistance and housing stabilization case management services to individuals and families at risk of becoming homeless.
543	(PY22): Program will provide classes and career development opportunities to improve the financial well being of immigrant families.
12	(PY22): Agency will provide a public service by providing information and referral services via their 211 call center for North Chicago residents.
1	(PY22):
12	(PY22):
12	(PY22):
4	(PY22): Agency will provide fair housing services to low-income households in Lake County.
0	(PY22): Agency will provide legal assistance to prevent evictions in order for low-income residents to maintain decent affordable housing.
0	(PY22): The activity will consist of the purchase and resale of a property to an income eligible household using the Community Land Trust model.
0	(PY23): Acquisition of a single family home to be operated as a CILA for persons with disabilities.

IDIS

Year	PID	Project Name	Program	IDIS Activity #	Activity to prevent, prepare for, and respond to Coronavirus
2022	0004	Affordable Housing Rehabilitation and Resale	CDBG	4399	No
2022	0004	Affordable Housing Rehabilitation and Resale	CDBG	4443	No
2022	0008	Facility Improvements - Special Needs	CDBG	4388	No
2022	0010	North Chicago - Infrastructure Improvements	CDBG	4420	No
2022	0011	Owner Occupied Rehabilitation Program	CDBG	4340	No
2022	0014	Rehabilitation of Affordable Rental Housing	CDBG	4381	No
2022	0014	Rehabilitation of Affordable Rental Housing	CDBG	4426	No
2022	0015	Program Administration	CDBG	4431	No
2022	0016	Facility Improvements - Accessibility	CDBG	4428	No
2023	0002	PY23 Public Services	CDBG	4401	No
2023	0002	PY23 Public Services	CDBG	4402	No
2023	0002	PY23 Public Services	CDBG	4403	No
2023	0002	PY23 Public Services	CDBG	4404	No

IDIS

Activity Name	Address
YCC - Rehab and Resale	3108 Elizabeth Ave Zion, IL 60099-3220
CPAH - CLT - 1464 Lincoln Pl	1464 Lincoln Pl Highland Park, IL 60035-3603
Allendale Association	600 W Grand Ave Lake Villa, IL 60046-8034
City of North Chicago - Sewer Lining	1850 Lewis Ave North Chicago, IL 60064-2050
CPAH OOR PD	800 S Milwaukee Ave Libertyville, IL 60048-3254
Library Lane Rehab - Debruler Co.	50 Library Ln Grayslake, IL 60030-1607
Glenkirk - Indian Spring	711 Indian Spring Ln Buffalo Grove, IL 60089-1403
2022 CDBG Program Administration	,
Village of Round Lake Beach - Parking Improvements	1128 N Cedar Lake Rd Round Lake Beach, IL 60073-2669
AAHAA - Healthcare and Transportation	874 Main St Antioch, IL 60002-1509
CASA Lake County - Legal Advocacy (NC)	700 Forest Edge Dr Vernon Hills, IL 60061-3172
Catholic Charities - Homelessness Prevention	671 S Lewis Ave Waukegan, IL 60085-6101
Center for Enriched Living - Employment Opportunity Program	280 Saunders Rd Riverwoods, IL 60015-3835

IDIS

Description	NatObj	PctLM	MTX	Status	Objectives	Outcomes	Fund Dt	Funded	Draw Thru Amount
Rehabilitation of a single family home to be resold to an income qualified household.	LMH	0	14A	O	2	2	7/19/2023	90,000.00	18,525.95
Acquisition of a single family home to be resold as a Community Land Trust (CLT).	LMH	0	01	C	2	2	2/16/2024	110,000.00	110,000.00
Capital improvements at the campus gymnasium. The agency provides specialized care for youth who have suffered severe relational trauma. The improvements are to include roof replacement.	LMC	0	03Q	C	1	3	5/23/2023	59,262.00	59,262.00
Sewer lining in qualifying areas within the City of North Chicago.	LMA	74.23	03J	C	2	2	9/21/2023	814,981.76	814,981.76
Administration of an owner-occupied rehabilitation program.	LMH	0	14H	C	2	2	10/26/2022	90,000.00	90,000.00
Rehabilitation of an affordable senior apartment complex.	LMH	0	14B	C	2	2	3/2/2023	204,458.44	204,458.44
This project consists of the rehabilitation of a single-family residence for use a CILA. All renovations will make the home more accessible for individuals with disabilities as well as meet or exceed ADA standards.	LMH	0	14A	C	1	1	11/16/2023	103,994.11	103,994.11
CDBG Admin	0	0	21A	O	0	0	12/8/2023	528,153.00	365,960.11
Accessibility improvement to parking facilities in the Village of Round Lake Beach.	LMA	53.18	03G	O	1	1	11/16/2023	100,000.00	99,981.40
AAHAA will provide transportation services in order to help residents access healthcare services.	LMC	0	05E	O	3	1	8/23/2023	23,207.00	22,500.00
The agency will provide legal advocacy work for youth moving through the court system.	LMC	0	05D	C	1	3	8/23/2023	7,485.00	5,613.75
The agency will provide homelessness prevention services in the form of short-term rental assistance and housing stabilization case management services to individuals and families at risk of becoming homeless.	LMC	0	05Q	O	2	2	8/23/2023	100,000.00	46,895.11
CEL will acquire equipment for individuals with intellectual and developmental disabilities participating in the Employment Opportunities Program.	LMC	0	05B	C	3	1	8/23/2023	20,000.00	18,633.00

U.S. DEPARTMENT OF HOUSING AND URBAN DEVELOPMENT
 OFFICE OF COMMUNITY PLANNING AND DEVELOPMENT
 PR03- BOSMAC (original)

DATE: 7/5/2024
 TIME: 10:58:28 AM
 PAGE: 64/96

IDIS

Draw In Amount	Balance	Accomp Type	Report Year	Actual By Year	Total Race	Owner-X Low	Owner-Low	Owner-LowMod	Owner-Non LM	Owner-Total
18,525.95	71,474.05	10	0	0	0	0	0	0	0	0
110,000.00	0.00	10	2023	1	1	0	0	1	0	1
0.00	0.00	11	2022	426	426	0	0	0	0	0
814,981.76	0.00	01	2023	0	0	0	0	0	0	0
1,460.97	0.00	10	2022	1	1	0	0	1	0	1
72,958.44	0.00	10	2023	148	148	0	0	0	0	0
103,994.11	0.00	10	2023	1	1	1	0	0	0	1
365,960.11	162,192.89	0	0	0	0	0	0	0	0	0
99,981.40	18.60	11	2023	0	0	0	0	0	0	0
22,500.00	707.00	01	2023	149	149	0	0	0	0	0
5,613.75	1,871.25	01	2023	620	620	0	0	0	0	0
46,895.11	53,104.89	01	2023	42	42	0	0	0	0	0
18,633.00	1,367.00	01	2023	25	25	0	0	0	0	0

IDIS

Owner-PCT LM	Renter-X Low	Renter-Low	Renter-LowMod	Renter-Non LM	Renter-Total	Renter-PCT LM	Owner+Renter-X Low	Owner+Renter-Low
0	0	0	0	0	0	0	0	0
0	0	0	0	0	0	0	0	0
0	0	0	0	0	0	0	0	0
0	0	0	0	0	0	0	0	0
0	0	0	0	0	0	0	0	0
0	101	33	1	13	148	134.0769230769	101	33
0	0	0	0	0	0	0	1	0
0	0	0	0	0	0	0	0	0
0	0	0	0	0	0	0	0	0
0	0	0	0	0	0	0	0	0
0	0	0	0	0	0	0	0	0
0	0	0	0	0	0	0	0	0
0	0	0	0	0	0	0	0	0

IDIS

Owner+Renter-LowMod	Owner+Renter-Non LM	Owner+Renter-Total	Owner+Renter-PCT LM	Persons-X Low	Persons-Low	Persons-Mod	Persons-Non LM
0	0	0	0	0	0	0	0
1	0	0	0	0	0	0	0
0	0	0	0	426	0	0	0
0	0	0	0	0	0	0	0
1	0	0	0	0	0	0	0
1	13	13	10.3846153846	0	0	0	0
0	0	0	0	0	0	0	0
0	0	0	0	0	0	0	0
0	0	0	0	0	0	0	0
0	0	0	0	119	22	5	3
0	0	0	0	620	0	0	0
0	0	0	0	19	10	13	0
0	0	0	0	25	0	0	0

IDIS

Persons-Total	Persons-PCT-LM	Fem HsHld Owner	Fem HsHld Renter	Fem HsHld Owner+Renter	White Owner	White Renter	White Persons	WhiteH Owner	WhiteH Renter	WhiteH Persons	Black Owner	Black Renter	Black Persons
0	0	0	0	0	0	0	0	0	0	0	0	0	0
0	0	0	0	0	1	0	0	0	0	0	0	0	0
426	1	0	0	0	0	0	222	0	0	118	0	0	163
0	0	0	0	0	0	0	0	0	0	0	0	0	0
0	0	0	0	0	1	0	0	0	0	0	0	0	0
0	0	0	0	0	0	106	0	0	6	0	0	1	0
0	0	0	0	0	1	0	0	0	0	0	0	0	0
0	0	0	0	0	0	0	0	0	0	0	0	0	0
0	0	0	0	0	0	0	0	0	0	0	0	0	0
149	0.97	0	0	0	0	0	132	0	0	12	0	0	5
620	1	0	0	0	0	0	321	0	0	119	0	0	263
42	1	0	0	0	0	0	23	0	0	8	0	0	19
25	1	0	0	0	0	0	21	0	0	1	0	0	1

IDIS

BlackH Owner	BlackH Renter	BlackH Persons	Asian Owner	Asian Renter	Asian Persons	AsianH Owner	AsianH Renter	AsianH Persons	AiAn Owner	AiAn Renter	AiAn Persons	AiAnH Owner	AiAnH Renter	AiAnH Persons	NHPI Owner	NHPI Renter	NHPI Persons
0	0	0	0	0	0	0	0	0	0	0	0	0	0	0	0	0	0
0	0	0	0	0	0	0	0	0	0	0	0	0	0	0	0	0	0
0	0	0	0	0	0	0	0	0	0	0	0	0	0	0	0	0	0
0	0	0	0	0	0	0	0	0	0	0	0	0	0	0	0	0	0
0	0	0	0	0	0	0	0	0	0	0	0	0	0	0	0	0	0
0	0	0	0	28	0	0	0	0	0	0	0	0	0	0	0	0	0
0	0	0	0	0	0	0	0	0	0	0	0	0	0	0	0	0	0
0	0	0	0	0	0	0	0	0	0	0	0	0	0	0	0	0	0
0	0	0	0	0	0	0	0	0	0	0	0	0	0	0	0	0	0
0	0	0	0	0	1	0	0	0	0	0	0	0	0	0	0	0	0
0	0	0	0	0	4	0	0	0	0	0	0	0	0	0	0	0	2
0	0	0	0	0	0	0	0	0	0	0	0	0	0	0	0	0	0
0	0	0	0	0	1	0	0	0	0	0	0	0	0	0	0	0	0

IDIS

BlackW Renter	BlackW Persons	BlackWH Owner	BlackWH Renter	BlackWH Persons	AiAnBlk Owner	AiAnBlk Renter	AiAnBlk Persons	AiAnBlkH Owner	AiAnBlkH Renter	AiAnBlkH Persons	OtherMR Owner	OtherMR Renter	OtherMR Persons	OtherMRH Owner
0	0	0	0	0	0	0	0	0	0	0	0	0	0	0
0	0	0	0	0	0	0	0	0	0	0	0	0	0	0
0	0	0	0	0	0	0	0	0	0	0	0	0	41	0
0	0	0	0	0	0	0	0	0	0	0	0	0	0	0
0	0	0	0	0	0	0	0	0	0	0	0	0	0	0
0	0	0	0	0	0	0	0	0	0	0	0	13	0	0
0	0	0	0	0	0	0	0	0	0	0	0	0	0	0
0	0	0	0	0	0	0	0	0	0	0	0	0	0	0
0	0	0	0	0	0	0	0	0	0	0	0	0	0	0
0	0	0	0	0	0	0	0	0	0	0	0	0	11	0
0	5	0	0	3	0	0	0	0	0	0	0	0	25	0
0	0	0	0	0	0	0	0	0	0	0	0	0	0	0
0	0	0	0	0	0	0	0	0	0	0	0	0	2	0

IDIS

OtherMRH Renter	OtherMRH Persons	AsianPI Owner	AsianPI Renter	AsianPI Persons	AsianPIH Owner	AsianPIH Renter	AsianPIH Persons	AsianPIH Owner	Hispanic Renter	Hispanic Persons	HispanicH Owner	HispanicH Renter	HispanicH Persons	Total
0	0	0	0	0	0	0	0	0	0	0	0	0	0	0
0	0	0	0	0	0	0	0	0	0	0	0	0	0	1
0	0	0	0	0	0	0	0	0	0	0	0	0	0	426
0	0	0	0	0	0	0	0	0	0	0	0	0	0	0
0	0	0	0	0	0	0	0	0	0	0	0	0	0	1
0	0	0	0	0	0	0	0	0	0	0	0	0	0	148
0	0	0	0	0	0	0	0	0	0	0	0	0	0	1
0	0	0	0	0	0	0	0	0	0	0	0	0	0	0
0	0	0	0	0	0	0	0	0	0	0	0	0	0	0
0	0	0	0	0	0	0	0	0	0	0	0	0	0	149
0	6	0	0	0	0	0	0	0	0	0	0	0	0	620
0	0	0	0	0	0	0	0	0	0	0	0	0	0	42
0	0	0	0	0	0	0	0	0	0	0	0	0	0	25

IDIS

TotalH Accomplishment Narrative	
0	0
0	(PY23): Single family home acquired and resold to an income qualified household via the Community Land Trust (CLT) model.
118	(PY22): The project consisted of the replacement of the roof at the campus gymnasium.
0	(PY23): Approximately 12,000 LF of C.I.P. sewer lining within qualified census tracts.
0	(PY22): Administration of the owner occupied rehab program.
6	(PY23): Rehabilitation of an affordable senior apartment complex.
0	(PY23): The project consists of facility improvements to include renovation of the kitchen and two bathrooms. All renovations will make the home more accessible for individuals with disabilities as well as meet or exceed ADA standards.
0	0
0	(PY23): Accessibility improvement to parking facilities in the Village of Round Lake Beach.
12	(PY23):
128	(PY23):
8	(PY23): The agency will provide homelessness prevention services in the form of short-term rental assistance and housing stabilization case management services to individuals and families at risk of becoming homeless.
1	(PY23):

IDIS

Year	PID	Project Name	Program	IDIS Activity #	Activity to prevent, prepare for, and respond to Coronavirus
2023	0002	PY23 Public Services	CDBG	4405	No
2023	0002	PY23 Public Services	CDBG	4406	No
2023	0002	PY23 Public Services	CDBG	4407	No
2023	0002	PY23 Public Services	CDBG	4408	No
2023	0002	PY23 Public Services	CDBG	4410	No
2023	0002	PY23 Public Services	CDBG	4411	No
2023	0002	PY23 Public Services	CDBG	4412	No
2023	0002	PY23 Public Services	CDBG	4413	No
2023	0002	PY23 Public Services	CDBG	4421	No
2023	0002	PY23 Public Services	CDBG	4422	No

IDIS

Activity Name	Address
ElderCare - Age in Place	410 Grand Ave Waukegan, IL 60085-4227
GLASA Transportation	27864 Irma Lee Cir Lake Forest, IL 60045-5114
North Suburban Legal Aid Clinic - Homelessness Prevention	3500 Western Ave Highland Park, IL 60035-1263
Prairie State Legal Services - Legal Advocacy Project	325 Washington St Ste 100 Waukegan, IL 60085-5514
Youth Conservation Corps (YCC) - YouthBuild	1020 W Greenwood Ave Waukegan, IL 60087-4909
YouthBuild Lake County - Employment Training	2303 Kemble Ave North Chicago, IL 60064-3216
YouthBuild Lake County - Employment Training (NC)	2303 Kemble Ave North Chicago, IL 60064-3216
Zacharias Center - Counseling (NC)	4275 Old Grand Ave Gurnee, IL 60031-2735
PADS Lake County Intake (NC)	1800 Grand Ave Waukegan, IL 60085-3582
PADS Lake County Street Outreach	1800 Grand Ave Waukegan, IL 60085-3582

IDIS

Description	NatObj	PctLM	MTX	Status	Objectives	Outcomes	Fund Dt	Funded	Draw Thru Amount
ElderCare will enable seniors to age in their homes rather than moving to long-term care by providing for their transportation needs to doctor's appointments, grocery visits, and social visits.	LMC	0	05A	C	3	1	8/23/2023	25,207.00	25,207.00
GLASA will provide transportation services with vehicles specially equipped to transport high-needs program participants and/or equipment to enable participation in adaptive sports programming.	LMC	0	05B	O	3	1	8/23/2023	16,207.00	9,193.59
The agency will provide legal services to low - and moderate - income households in housing-related cases to prevent homelessness.	LMC	0	05C	O	1	1	8/23/2023	20,000.00	7,747.92
Prairie State Legal Services will address improper denial or threatened termination of affordable housing, evictions, problems with substandard housing units, and other legal issues that impact low-income Lake County residents' ability to access or maintain stable housing.	LMC	0	05C	C	1	3	8/23/2023	30,000.00	30,000.00
Funds will support education and workforce development training for 'opportunity youth' enabling them to move on to college or a sustainable career.	LMC	0	05H	C	3	3	8/23/2023	26,206.00	17,098.28
YouthBuild will provide employment training for "opportunity youth."	LMC	0	05H	C	3	3	8/23/2023	25,000.00	25,000.00
YouthBuild will provide employment training for "opportunity youth."	LMC	0	05H	C	3	3	8/23/2023	11,030.00	11,030.00
Zacharias Center children's counseling program will provide comprehensive care for child survivors of sexual assault.	LMC	0	05N	O	1	1	8/23/2023	9,485.00	7,840.11
PADS Lake County will support the salary costs of an intake coordinator's salary who supports PADS aim of providing emergency overnight shelter and supportive services to individuals and families that experience homelessness in Lake County.	LMC	0	03T	C	2	2	10/19/2023	9,485.00	9,485.00
PADS Lake County will support the costs of an outreach specialist who will identify the "hard to serve" individuals sleeping outdoors, in shelter or other places not meant for habitation and engage them in shelter and housing services.	LMC	0	03T	O	1	1	10/19/2023	11,207.00	0.00

U.S. DEPARTMENT OF HOUSING AND URBAN DEVELOPMENT
 OFFICE OF COMMUNITY PLANNING AND DEVELOPMENT
 PR03- BOSMAC (original)

DATE: 7/5/2024
 TIME: 10:58:28 AM
 PAGE: 76/96

IDIS

Draw In Amount	Balance	Accomp Type	Report Year	Actual By Year	Total Race	Owner-X Low	Owner-Low	Owner-LowMod	Owner-Non LM	Owner-Total
25,207.00	0.00	01	2023	662	662	0	0	0	0	0
9,193.59	7,013.41	01	2022	52	52	0	0	0	0	0
7,747.92	12,252.08	01	2023	131	131	0	0	0	0	0
30,000.00	0.00	01	2023	100	100	0	0	0	0	0
17,098.28	9,107.72	01	2023	52	52	0	0	0	0	0
25,000.00	0.00	01	2023	31	31	0	0	0	0	0
11,030.00	0.00	01	2023	31	31	0	0	0	0	0
7,840.11	1,644.89	01	2023	129	129	0	0	0	0	0
9,485.00	0.00	01	2023	514	514	0	0	0	0	0
0.00	11,207.00	01	0	0	0	0	0	0	0	0

IDIS

Owner-PCT LM	Renter-X Low	Renter-Low	Renter-LowMod	Renter-Non LM	Renter-Total	Renter-PCT LM	Owner+Renter-X Low	Owner+Renter-Low
0	0	0	0	0	0	0	0	0
0	0	0	0	0	0	0	0	0
0	0	0	0	0	0	0	0	0
0	0	0	0	0	0	0	0	0
0	0	0	0	0	0	0	0	0
0	0	0	0	0	0	0	0	0
0	0	0	0	0	0	0	0	0
0	0	0	0	0	0	0	0	0
0	0	0	0	0	0	0	0	0
0	0	0	0	0	0	0	0	0
0	0	0	0	0	0	0	0	0

IDIS

Owner+Renter-LowMod	Owner+Renter-Non LM	Owner+Renter-Total	Owner+Renter-PCT LM	Persons-X Low	Persons-Low	Persons-Mod	Persons-Non LM
0	0	0	0	0	662	0	0
0	0	0	0	52	0	0	0
0	0	0	0	76	42	12	1
0	0	0	0	78	16	6	0
0	0	0	0	37	10	4	1
0	0	0	0	31	0	0	0
0	0	0	0	31	0	0	0
0	0	0	0	129	0	0	0
0	0	0	0	514	0	0	0
0	0	0	0	0	0	0	0

IDIS

Persons-Total	Persons-PCT-LM	Fem HsHld Owner	Fem HsHld Renter	Fem HsHld Owner+Renter	White Owner	White Renter	White Persons	WhiteH Owner	WhiteH Renter	WhiteH Persons	Black Owner	Black Renter	Black Persons
662	1	0	0	0	0	0	450	0	0	57	0	0	82
52	1	0	0	0	0	0	46	0	0	8	0	0	4
131	0.99	0	0	0	0	0	89	0	0	2	0	0	28
100	1	0	0	0	0	0	29	0	0	5	0	0	60
52	0.98	0	0	0	0	0	2	0	0	0	0	0	17
31	1	0	0	0	0	0	1	0	0	0	0	0	11
31	1	0	0	0	0	0	1	0	0	0	0	0	11
129	1	0	0	0	0	0	32	0	0	6	0	0	17
514	1	0	0	0	0	0	126	0	0	67	0	0	326
0	0	0	0	0	0	0	0	0	0	0	0	0	0

IDIS

BlackH Owner	BlackH Renter	BlackH Persons	Asian Owner	Asian Renter	Asian Persons	AsianH Owner	AsianH Renter	AsianH Persons	AiAn Owner	AiAn Renter	AiAn Persons	AiAnH Owner	AiAnH Renter	AiAnH Persons	NHPI Owner	NHPI Renter	NHPI Persons
0	0	0	0	0	24	0	0	0	0	0	0	0	0	0	0	0	0
0	0	0	0	0	2	0	0	0	0	0	0	0	0	0	0	0	0
0	0	0	0	0	2	0	0	0	0	0	0	0	0	0	0	0	0
0	0	0	0	0	0	0	0	0	0	0	0	0	0	0	0	0	0
0	0	1	0	0	0	0	0	0	0	0	0	0	0	0	0	0	0
0	0	0	0	0	0	0	0	0	0	0	0	0	0	0	0	0	0
0	0	0	0	0	0	0	0	0	0	0	0	0	0	0	0	0	0
0	0	5	0	0	1	0	0	0	0	0	0	0	0	0	0	0	1
0	0	0	0	0	1	0	0	0	0	0	2	0	0	0	0	0	0
0	0	0	0	0	0	0	0	0	0	0	0	0	0	0	0	0	0

IDIS

NHPIH Owner	NHPIH Renter	NHPIH Persons	AiAnW Owner	AiAnW Renter	AiAnW Persons	AiAnWH Owner	AiAnWH Renter	AiAnWH Persons	AsianW Owner	AsianW Renter	AsianW Persons	AsianWH Owner	AsianWH Renter	AsianWH Persons	BlackW Owner
0	0	0	0	0	0	0	0	0	0	0	0	0	0	0	0
0	0	0	0	0	0	0	0	0	0	0	0	0	0	0	0
0	0	0	0	0	0	0	0	0	0	0	1	0	0	0	0
0	0	0	0	0	0	0	0	0	0	0	0	0	0	0	0
0	0	0	0	0	0	0	0	0	0	0	0	0	0	0	0
0	0	0	0	0	0	0	0	0	0	0	0	0	0	0	0
0	0	0	0	0	0	0	0	0	0	0	0	0	0	0	0
0	0	0	0	0	0	0	0	0	0	0	4	0	0	1	0
0	0	0	0	0	0	0	0	0	0	0	0	0	0	0	0
0	0	0	0	0	0	0	0	0	0	0	0	0	0	0	0

IDIS

BlackW Renter	BlackW Persons	BlackWH Owner	BlackWH Renter	BlackWH Persons	BlackWH Owner	AiAnBlk Renter	AiAnBlk Persons	AiAnBlk Owner	AiAnBlkH Renter	AiAnBlkH Persons	AiAnBlkH Owner	OtherMR Renter	OtherMR Persons	OtherMR Owner	OtherMRH
0	0	0	0	0	0	0	0	0	0	0	0	0	0	106	0
0	0	0	0	0	0	0	0	0	0	0	0	0	0	0	0
0	3	0	0	0	0	0	0	0	0	0	0	0	0	8	0
0	1	0	0	1	0	0	0	0	0	0	0	0	0	10	0
0	0	0	0	0	0	0	0	0	0	0	0	0	0	33	0
0	0	0	0	0	0	0	0	0	0	0	0	0	0	19	0
0	0	0	0	0	0	0	0	0	0	0	0	0	0	19	0
0	3	0	0	0	0	0	0	0	0	0	0	0	0	71	0
0	0	0	0	0	0	0	0	0	0	0	0	0	0	59	0
0	0	0	0	0	0	0	0	0	0	0	0	0	0	0	0

IDIS

OtherMRH Renter	OtherMRH Persons	AsianPI Owner	AsianPI Renter	AsianPI Persons	AsianPIH Owner	AsianPIH Renter	AsianPIH Persons	AsianPIH Owner	Hispanic Renter	Hispanic Persons	Hispanic Owner	HispanicH Renter	HispanicH Persons	Total
0	0	0	0	0	0	0	0	0	0	0	0	0	0	662
0	0	0	0	0	0	0	0	0	0	0	0	0	0	52
0	0	0	0	0	0	0	0	0	0	0	0	0	0	131
0	7	0	0	0	0	0	0	0	0	0	0	0	0	100
0	33	0	0	0	0	0	0	0	0	0	0	0	0	52
0	19	0	0	0	0	0	0	0	0	0	0	0	0	31
0	19	0	0	0	0	0	0	0	0	0	0	0	0	31
0	68	0	0	0	0	0	0	0	0	0	0	0	0	129
0	0	0	0	0	0	0	0	0	0	0	0	0	0	514
0	0	0	0	0	0	0	0	0	0	0	0	0	0	0

IDIS

TotalH Accomplishment Narrative	
57	(PY23): Eldercare provides transportation services to senior residents.
8	(PY22):
2	(PY23): North Suburban Legal Aid Clinic provides direct legal services to 87 low-income tenants living in Lake County.
13	(PY23): Prairie State is providing legal advocacy services for low income residents.
34	(PY23):
19	(PY23):
19	(PY23):
80	(PY23):
67	(PY23):
0	0

IDIS

Year	PID	Project Name	Program	IDIS Activity #	Activity to prevent, prepare for, and respond to Coronavirus
2023	0002	PY23 Public Services	CDBG	4423	No
2023	0003	Acquisition of Affordable Rental Housing	CDBG	4450	No
2023	0004	Affordable Housing Rehabilitation and Resale	CDBG	4434	No
2023	0004	Affordable Housing Rehabilitation and Resale	CDBG	4441	No
2023	0007	Facility Improvements - Special Needs	CDBG	4424	No
2023	0007	Facility Improvements - Special Needs	CDBG	4425	Yes
2023	0007	Facility Improvements - Special Needs	CDBG	4427	No
2023	0010	Owner Occupied Rehabilitation Program	CDBG	4415	No
2023	0011	Fair Housing	CDBG	4409	No

IDIS

Activity Name	Address
PADS Lake County Custom Travel - Uber	1800 Grand Ave Waukegan, IL 60085-3582
Lake County Haven - Acquisition	Address Suppressed
CPAH CLT - Park Ave. West	930 Park Ave W Highland Park, IL 60035-2239
CPAH - CLT - 909 Jenkisson	909 Jenkisson Ave Lake Bluff, IL 60044-1621
City of Zion - Sidewalks 2023	2828 Sheridan Rd Zion, IL 60099-2627
Edina Bike Trail- Zion Park District	2400 Dowie Memorial Dr Zion, IL 60099-2540
Clearbrook - CMHC	1655 Northwind Blvd Libertyville, IL 60048-9613
CPAH - OOR -PD	800 S Milwaukee Ave Libertyville, IL 60048-3254
Prairie State Legal Services - Fair Housing	325 Washington St Ste 100 Waukegan, IL 60085-5514

IDIS

Description	NatObj	PctLM	MTX	Status	Objectives	Outcomes	Fund Dt	Funded	Draw Thru Amount
PADS lake County will provide transportation services to allow more clients to take advantage of shelter services and reduce barriers to attend health and housing appointments, work andor school.	LMC	0	05E	O	3	1	10/19/2023	11,207.00	6,753.46
Acquisition of a property to be operated as a shelter for victims of domestic violence.	LMH	0	01	O	2	2	4/11/2024	212,191.00	211,291.00
Acquistion for a single family property for sale to an income qualified homebuyer.	LMH	0	01	C	1	2	12/21/2023	130,000.00	130,000.00
Acquisition of a single family home to be resold to an income qualified household via the Community Land Trust (CLT) model.	LMH	0	01	C	2	2	2/15/2024	156,900.00	156,900.00
Sidewalk reconstruction is qualifying areas of the City of Zion.	LMA	65.91	03L	C	1	1	11/8/2023	80,000.00	80,000.00
The project consists of the resurfacing of approximately 1.5 miles of bike trail.	LMA	53.48	03F	C	1	1	11/14/2023	71,280.11	71,280.11
Acquisition of a property to be operated as a Community Mental Health (CMHC) serving persons with disabilities.	LMC	0	03B	C	1	1	11/16/2023	276,375.40	276,375.40
Program administration for an owner-occupied rehab program.	LMH	0	14H	O	2	2	9/15/2023	90,000.00	73,483.67
Prairie State Legal Services shall operate the Fair Housing Program for Lake County by providing legal services to low and moderate-income households including all protected groups under the Federal Fair Housing Act and the Illinois Human Rights Act. The tasks included in the operation of the Fair Housing Program for Lake County are education and outreach; counselingreferrals; investigation; negotiation and legal services; and communication and marketing.	LMC	0	05J	O	1	3	8/23/2023	75,000.00	36,396.69

IDIS

Draw In Amount	Balance	Accomp Type	Report Year	Actual By Year	Total Race	Owner-X Low	Owner-Low	Owner-LowMod	Owner-Non LM	Owner-Total
6,753.46	4,453.54	01	2023	290	290	0	0	0	0	0
211,291.00	900.00	10	2023	1	1	0	0	0	0	0
130,000.00	0.00	10	2023	1	1	0	0	1	0	1
156,900.00	0.00	10	2023	1	1	0	0	1	0	1
80,000.00	0.00	01	2023	0	0	0	0	0	0	0
71,280.11	0.00	11	2023	0	0	0	0	0	0	0
276,375.40	0.00	11	2023	13	13	0	0	0	0	0
73,483.67	16,516.33	10	2023	1	1	0	0	1	0	1
36,396.69	38,603.31	01	2023	39	39	0	0	0	0	0

IDIS

Owner-PCT LM	Renter-X Low	Renter-Low	Renter-LowMod	Renter-Non LM	Renter-Total	Renter-PCT LM	Owner+Renter-X Low	Owner+Renter-Low
0	0	0	0	0	0	0	0	0
0	0	1	0	0	1	0	0	1
0	0	0	0	0	0	0	0	0
0	0	0	0	0	0	0	0	0
0	0	0	0	0	0	0	0	0
0	0	0	0	0	0	0	0	0
0	0	0	0	0	0	0	0	0
0	0	0	0	0	0	0	0	0
0	0	0	0	0	0	0	0	0

IDIS

Owner+Renter-LowMod	Owner+Renter-Non LM	Owner+Renter-Total	Owner+Renter-PCT LM	Persons-X Low	Persons-Low	Persons-Mod	Persons-Non LM
0	0	0	0	290	0	0	0
0	0	0	0	0	0	0	0
1	0	0	0	0	0	0	0
1	0	0	0	0	0	0	0
0	0	0	0	0	0	0	0
0	0	0	0	0	0	0	0
0	0	0	0	13	0	0	0
1	0	0	0	0	0	0	0
0	0	0	0	31	4	3	1

IDIS

Persons-Total	Persons-PCT-LM	Fem HsHld Owner	Fem HsHld Renter	Fem HsHld Owner+Renter	White Owner	White Renter	White Persons	WhiteH Owner	WhiteH Renter	WhiteH Persons	Black Owner	Black Renter	Black Persons
290	1	0	0	0	0	0	108	0	0	38	0	0	161
0	0	0	0	0	0	1	0	0	0	0	0	0	0
0	0	0	0	0	1	0	0	0	0	0	0	0	0
0	0	0	0	0	1	0	0	0	0	0	0	0	0
0	0	0	0	0	0	0	0	0	0	0	0	0	0
0	0	0	0	0	0	0	0	0	0	0	0	0	0
13	1	0	0	0	0	0	13	0	0	2	0	0	0
0	0	0	0	0	1	0	0	0	0	0	0	0	0
39	0.97	0	0	0	0	0	17	0	0	0	0	0	21

IDIS

BlackH Owner	BlackH Renter	BlackH Persons	Asian Owner	Asian Renter	Asian Persons	AsianH Owner	AsianH Renter	AsianH Persons	AiAn Owner	AiAn Renter	AiAn Persons	AiAnH Owner	AiAnH Renter	AiAnH Persons	NHPI Owner	NHPI Renter	NHPI Persons
0	0	1	0	0	2	0	0	0	0	0	0	0	0	0	0	0	0
0	0	0	0	0	0	0	0	0	0	0	0	0	0	0	0	0	0
0	0	0	0	0	0	0	0	0	0	0	0	0	0	0	0	0	0
0	0	0	0	0	0	0	0	0	0	0	0	0	0	0	0	0	0
0	0	0	0	0	0	0	0	0	0	0	0	0	0	0	0	0	0
0	0	0	0	0	0	0	0	0	0	0	0	0	0	0	0	0	0
0	0	0	0	0	0	0	0	0	0	0	0	0	0	0	0	0	0
0	0	0	0	0	0	0	0	0	0	0	0	0	0	0	0	0	0
0	0	0	0	0	0	0	0	0	0	0	0	0	0	0	0	0	0

IDIS

NHPIH Owner	NHPIH Renter	NHPIH Persons	AiAnW Owner	AiAnW Renter	AiAnW Persons	AiAnWH Owner	AiAnWH Renter	AiAnWH Persons	AsianW Owner	AsianW Renter	AsianW Persons	AsianWH Owner	AsianWH Renter	AsianWH Persons	BlackW Owner
0	0	0	0	0	0	0	0	0	0	0	0	0	0	0	0
0	0	0	0	0	0	0	0	0	0	0	0	0	0	0	0
0	0	0	0	0	0	0	0	0	0	0	0	0	0	0	0
0	0	0	0	0	0	0	0	0	0	0	0	0	0	0	0
0	0	0	0	0	0	0	0	0	0	0	0	0	0	0	0
0	0	0	0	0	0	0	0	0	0	0	0	0	0	0	0
0	0	0	0	0	0	0	0	0	0	0	0	0	0	0	0
0	0	0	0	0	0	0	0	0	0	0	0	0	0	0	0
0	0	0	0	0	0	0	0	0	0	0	0	0	0	0	0
0	0	0	0	0	0	0	0	0	0	0	0	0	0	0	0

IDIS

BlackW Renter	BlackW Persons	BlackWH Owner	BlackWH Renter	BlackWH Persons	AiAnBlk Owner	AiAnBlk Renter	AiAnBlk Persons	AiAnBlkH Owner	AiAnBlkH Renter	AiAnBlkH Persons	OtherMR Owner	OtherMR Renter	OtherMR Persons	OtherMRH Owner
0	0	0	0	0	0	0	0	0	0	0	0	0	19	0
0	0	0	0	0	0	0	0	0	0	0	0	0	0	0
0	0	0	0	0	0	0	0	0	0	0	0	0	0	0
0	0	0	0	0	0	0	0	0	0	0	0	0	0	0
0	0	0	0	0	0	0	0	0	0	0	0	0	0	0
0	0	0	0	0	0	0	0	0	0	0	0	0	0	0
0	0	0	0	0	0	0	0	0	0	0	0	0	0	0
0	0	0	0	0	0	0	0	0	0	0	0	0	0	0
0	0	0	0	0	0	0	0	0	0	0	0	0	0	0
0	0	0	0	0	0	0	0	0	0	0	0	0	1	0

IDIS

OtherMRH Renter	OtherMRH Persons	AsianPI Owner	AsianPI Renter	AsianPI Persons	AsianPIH Owner	AsianPIH Renter	AsianPIH Persons	AsianPIH Owner	Hispanic Renter	Hispanic Persons	Hispanic Owner	HispanicH Renter	HispanicH Persons	Total
0	8	0	0	0	0	0	0	0	0	0	0	0	0	290
0	0	0	0	0	0	0	0	0	0	0	0	0	0	1
0	0	0	0	0	0	0	0	0	0	0	0	0	0	1
0	0	0	0	0	0	0	0	0	0	0	0	0	0	1
0	0	0	0	0	0	0	0	0	0	0	0	0	0	0
0	0	0	0	0	0	0	0	0	0	0	0	0	0	0
0	0	0	0	0	0	0	0	0	0	0	0	0	0	13
0	0	0	0	0	0	0	0	0	0	0	0	0	0	1
0	0	0	0	0	0	0	0	0	0	0	0	0	0	39

IDIS

TotalH Accomplishment Narrative	
47	(PY23):
0	(PY23): Acquisition of a property to be operated as transitional housing for victims of domestic violence.
0	(PY23): Acquisition of a single family residence for an income eligible homebuyer.
0	(PY23): Single family home sold to an income qualified household via the Community Land Trust (CLT) model.
0	(PY23): Sidewalk reconstruction is qualifying tracts in the City of Zion.
0	(PY23): This project consists of the rehabilitation and resurfacing of approximately 1.5 miles of existing eight feet wide asphalt trail and replacement with a granular stone surface material.
2	(PY23): Acquisition of a property to be operated as a Community Mental Health Center serving persons with disabilities.
0	(PY23): Admin costs related to owner occupied rehab program
0	(PY23):

U.S. DEPARTMENT OF HOUSING AND URBAN DEVELOPMENT
OFFICE OF COMMUNITY PLANNING AND DEVELOPMENT
PR06 - Summary of Consolidated Plan Projects for Report Year

DATE: 7/5/2024
TIME: 11:04:06 AM
PAGE: 1/3

IDIS

Plan IDIS Year Project	Project Title and Description	Program	Project Estimate	Committed Amount
2023 1	PY23 ESG	Program Year 2023 ESG Activities	HESG	\$220,057.00 \$220,057.00
2	PY23 Public Services	Public services	CDBG	\$0.00 \$345,726.00
3	Acquisition of Affordable Rental Housing	Acquisition of Affordable Rental Housing	CDBG	\$212,191.00 \$212,191.00
4	Affordable Housing Rehabilitation and Resale	Affordable Housing Rehabilitation and Resale	CDBG	\$240,000.00 \$286,900.00
			HOME	\$186,355.00 \$0.00
5	Down Payment Assistance	Down Payment Assistance	HOME	\$50,000.00 \$0.00
6	Community Housing Development Organizations (CHDO) Operating	Community Housing Development Organizations (CHDO) Operating	HOME	\$80,000.00 \$0.00
7	Facility Improvements - Special Needs	Facility Improvements - Special Needs	CDBG	\$426,286.00 \$427,655.51
8	New Construction - Rental	New Construction - Rental. A total of \$766,755 of the HOME funds allocated in this project will support CHDO projects. Housing Opportunity Development Corp. - \$66,7575 CHDO Reserve (CR) for the construction of affordable rental housing in Lake Zurich, IL Community Partners for Affordable Housing - \$400,000 CHDO Reserve (CR) HOME for the construction of senior housing in Beach Park, IL Community Partners for Affordable Housing - \$300,000 CHDO Reserve (CR) HOME for the construction of rental housing in Highland Park, IL	CDBG	\$133,245.00 \$0.00
			HOME	\$1,362,385.00 \$0.00
9	North Chicago - Infrastructure Improvements	North Chicago - Infrastructure Improvements	CDBG	\$162,427.00 \$0.00
10	Owner Occupied Rehabilitation Program	Owner Occupied Rehabilitation Program	CDBG	\$125,000.00 \$90,000.00
11	Fair Housing	Prairie State Legal Services - Fair Housing	CDBG	\$75,000.00 \$75,000.00
12	Rehabilitation of Affordable Rental Housing	Rehabilitation of Affordable Rental Housing	CDBG	\$600,000.00 \$0.00
			HOME	\$500,000.00 \$0.00
13	Program Administration	Program Administration	CDBG	\$560,965.00 \$0.00
			HOME	\$177,480.00 \$0.00

U.S. DEPARTMENT OF HOUSING AND URBAN DEVELOPMENT
OFFICE OF COMMUNITY PLANNING AND DEVELOPMENT
PR06 - Summary of Consolidated Plan Projects for Report Year

DATE: 7/5/2024
TIME: 11:04:06 AM
PAGE: 2/3

IDIS

Plan IDIS Year Project	Project Title and Description	Program	Amount Drawn Thru Report Year	Amount Available to Draw
2023 1	PY23 ESG	Program Year 2023 ESG Activities	HESG	\$84,936.49 \$135,120.51
2	PY23 Public Services	Public services	CDBG	\$242,997.22 \$102,728.78
3	Acquisition of Affordable Rental Housing	Acquisition of Affordable Rental Housing	CDBG	\$211,291.00 \$900.00
4	Affordable Housing Rehabilitation and Resale	Affordable Housing Rehabilitation and Resale	CDBG	\$286,900.00 \$0.00
			HOME	\$0.00 \$0.00
5	Down Payment Assistance	Down Payment Assistance	HOME	\$12,750.00 (\$12,750.00)
6	Community Housing Development Organizations (CHDO) Operating	Community Housing Development Organizations (CHDO) Operating	HOME	\$64,840.00 (\$64,840.00)
7	Facility Improvements - Special Needs	Facility Improvements - Special Needs	CDBG	\$427,655.51 \$0.00
8	New Construction - Rental	New Construction - Rental. A total of \$766,755 of the HOME funds allocated in this project will support CHDO projects. Housing Opportunity Development Corp. - \$66,7575 CHDO Reserve (CR) for the construction of affordable rental housing in Lake Zurich, IL	CDBG	\$0.00 \$0.00
		Community Partners for Affordable Housing - \$400,000 CHDO Reserve (CR) HOME for the construction of senior housing in Beach Park, IL	HOME	\$0.00 \$0.00
		Community Partners for Affordable Housing - \$300,000 CHDO Reserve (CR) HOME for the construction of rental housing in Highland Park, IL		
9	North Chicago - Infrastructure Improvements	North Chicago - Infrastructure Improvements	CDBG	\$0.00 \$0.00
10	Owner Occupied Rehabilitation Program	Owner Occupied Rehabilitation Program	CDBG	\$73,483.67 \$16,516.33
11	Fair Housing	Prairie State Legal Services - Fair Housing	CDBG	\$36,396.69 \$38,603.31
12	Rehabilitation of Affordable Rental Housing	Rehabilitation of Affordable Rental Housing	CDBG	\$0.00 \$0.00
			HOME	\$0.00 \$0.00
13	Program Administration	Program Administration	CDBG	\$0.00 \$0.00
			HOME	\$0.00 \$0.00

U.S. DEPARTMENT OF HOUSING AND URBAN DEVELOPMENT
OFFICE OF COMMUNITY PLANNING AND DEVELOPMENT
PR06 - Summary of Consolidated Plan Projects for Report Year

DATE: 7/5/2024
TIME: 11:04:06 AM
PAGE: 3/3

IDIS

Plan IDIS Year Project	Project Title and Description	Program	Amount Drawn in Report Year
2023 1	PY23 ESG	Program Year 2023 ESG Activities	HESG \$84,936.49
2	PY23 Public Services	Public services	CDBG \$242,997.22
3	Acquisition of Affordable Rental Housing	Acquisition of Affordable Rental Housing	CDBG \$211,291.00
4	Affordable Housing Rehabilitation and Resale	Affordable Housing Rehabilitation and Resale	CDBG \$286,900.00
		HOME	\$0.00
5	Down Payment Assistance	Down Payment Assistance	HOME \$12,750.00
6	Community Housing Development Organizations (CHDO) Operating	Community Housing Development Organizations (CHDO) Operating	HOME \$64,840.00
7	Facility Improvements - Special Needs	Facility Improvements - Special Needs	CDBG \$427,655.51
8	New Construction - Rental	New Construction - Rental. A total of \$766,755 of the HOME funds allocated in this project will support CHDO projects. Housing Opportunity Development Corp. - \$66,7575 CHDO Reserve (CR) for the construction of affordable rental housing in Lake Zurich, IL Community Partners for Affordable Housing - \$400,000 CHDO Reserve (CR) HOME for the construction of senior housing in Beach Park, IL Community Partners for Affordable Housing - \$300,000 CHDO Reserve (CR) HOME for the construction of rental housing in Highland Park, IL	CDBG \$0.00
		HOME	\$0.00
9	North Chicago - Infrastructure Improvements	North Chicago - Infrastructure Improvements	CDBG \$0.00
10	Owner Occupied Rehabilitation Program	Owner Occupied Rehabilitation Program	CDBG \$73,483.67
11	Fair Housing	Prairie State Legal Services - Fair Housing	CDBG \$36,396.69
12	Rehabilitation of Affordable Rental Housing	Rehabilitation of Affordable Rental Housing	CDBG \$0.00
		HOME	\$0.00
13	Program Administration	Program Administration	CDBG \$0.00
		HOME	\$0.00

U.S. Department of Housing and Urban Development
 Office of Community Planning and Development
 Integrated Disbursement and Information System
 CDBG Housing Activities
 LAKE COUNTY, IL

PGM YEAR	PROJ ID	IDIS ACT ID	ACTIVITY NAME	STATUS	MTX CD	NTL OBJ	ACTIVITY FUNDED AMOUNT (CDBG Funds + LEVERAGING Funds)	CDBG FUNDED AMOUNT	% CDBG FUNDED	CDBG DRAWN AMOUNT	% CDBG DRAWN	OCCUPIED TOTAL	UNITS L/M	% L/M	CUMULATIVE OCCUPIED OWNER	UNITS RENTER
2023	3891	4415	CPAH - OOR -PD	OPEN	14H	LMH	\$90,000.00	\$90,000.00	100.0	\$73,483.67	81.6	1	1	100.0	1	0
		2023	TOTALS: BUDGETED/UNDERWAY				\$90,000.00	\$90,000.00	100.0	\$73,483.67	81.6	1	1	100.0	1	0
			COMPLETED				\$0.00	\$0.00	0.0	\$0.00	0.0	0	0	0.0	0	0
							\$90,000.00	\$90,000.00	100.0	\$73,483.67	81.6	1	1	100.0	1	0

PGM YEAR	PROJ ID	IDIS ACT ID	ACTIVITY NAME	STATUS	MTX CD	NTL OBJ	ACTIVITY FUNDED AMOUNT (CDBG Funds + LEVERAGING Funds)	CDBG FUNDED AMOUNT	% CDBG FUNDED	CDBG DRAWN AMOUNT	% CDBG DRAWN	OCCUPIED TOTAL	UNITS L/M	% L/M	CUMULATIVE OCCUPIED OWNER	UNITS RENTER
2022	6794	4399	YCC - Rehab and Resale	OPEN	14A	LMH	\$90,000.00	\$90,000.00	100.0	\$30,853.69	34.3	0	0	0.0	0	0
2022	6803	4340	CPAH OOR PD	COM	14H	LMH	\$90,000.00	\$90,000.00	100.0	\$90,000.00	100.0	1	1	100.0	1	0
2022	6806	4381	Library Lane Rehab - Debruler Co.	COM	14B	LMH	\$204,458.44	\$204,458.44	100.0	\$204,458.44	100.0	148	135	91.2	0	148
2022	6806	4426	Glenkirk - Indian Spring	COM	14A	LMH	\$103,994.11	\$103,994.11	100.0	\$103,994.11	100.0	1	1	100.0	1	0
		2022	TOTALS: BUDGETED/UNDERWAY				\$90,000.00	\$90,000.00	100.0	\$30,853.69	34.2	0	0	0.0	0	0
			COMPLETED				\$398,452.55	\$398,452.55	100.0	\$398,452.55	100.0	150	137	91.3	2	148
							\$488,452.55	\$488,452.55	100.0	\$429,306.24	87.8	150	137	91.3	2	148

PGM YEAR	PROJ ID	IDIS ACT ID	ACTIVITY NAME	STATUS	MTX CD	NTL OBJ	ACTIVITY FUNDED AMOUNT (CDBG Funds + LEVERAGING Funds)	CDBG FUNDED AMOUNT	% CDBG FUNDED	CDBG DRAWN AMOUNT	% CDBG DRAWN	OCCUPIED TOTAL	UNITS L/M	% L/M	CUMULATIVE OCCUPIED OWNER	UNITS RENTER
2021	9805	4253	Clearbrook - Wright Home Rehab	COM	14B	LMH	\$88,330.00	\$88,330.00	100.0	\$88,330.00	100.0	0	0	0.0	0	0
2021	9811	4241	CPAH - OOR PD - 2021	COM	14H	LMH	\$90,000.00	\$90,000.00	100.0	\$90,000.00	100.0	1	1	100.0	1	0
2021	9816	4312	CPAH - LCHA Acquisitions - 350 Behm Dr	COM	14A	LMH	\$129,345.00	\$129,345.00	100.0	\$129,345.00	100.0	1	1	100.0	0	1

U.S. Department of Housing and Urban Development
 Office of Community Planning and Development
 Integrated Disbursement and Information System
 CDBG Housing Activities
 LAKE COUNTY, IL

2021	9816	4440	C2115-C CPAH - 2320 Springhill Ln.	OPEN	14G	LMH	\$196,275.00	\$196,275.00	100.0	\$158,634.35	80.8	1	1	100.0	0	1
2021	9816	4448	C2115-C CPAH - 1913 Hazelwood	OPEN	14A	LMH	\$178,725.00	\$178,725.00	100.0	\$151,920.00	85.0	1	1	100.0	0	1
2021	9820	4310	UMMA - LCHA SFH Rental Acquisition - 38158 N. Lincoln	COM	14A	LMH	\$141,333.00	\$141,333.00	100.0	\$141,333.00	100.0	1	1	100.0	0	1
2021	9822	4248	YCC - Affordable Housing Rehabilitation and Resale	COM	14A	LMH	\$139,981.42	\$139,981.42	100.0	\$139,981.42	100.0	1	1	100.0	1	0
2021	9822	4302	YCC - LCHA Acquisition, Rehab and Resale - 37898 New York Ave.	COM	14A	LMH	\$143,579.04	\$143,579.04	100.0	\$143,579.04	100.0	1	1	100.0	1	0
2021	9822	4383	YCC - Rehab and Resale	COM	14A	LMH	\$9,209.76	\$9,209.76	100.0	\$9,209.76	100.0	1	1	100.0	1	0
2021 TOTALS: BUDGETED/UNDERWAY							\$375,000.00	\$375,000.00	100.0	\$310,554.35	82.8	2	2	100.0	0	2
COMPLETED							\$741,778.22	\$741,778.22	100.0	\$741,778.22	100.0	6	6	100.0	4	2
							\$1,116,778.22	\$1,116,778.22	100.0	\$1,052,332.57	94.2	8	8	100.0	4	4

PGM YEAR	PROJ ID	IDIS ACT ID	ACTIVITY NAME	STATUS	MTX CD	NTL OBJ	ACTIVITY FUNDED	CDBG	% CDBG	CDBG	% CDBG	OCCUPIED	UNITS	CUMULATIVE		
							AMOUNT (CDBG Funds + LEVERAGING Funds)	FUNDED AMOUNT	FUNDED	DRAWN AMOUNT	DRAWN	TOTAL	L/M	% L/M	OCCUPIED OWNER	UNITS RENTER
2020	2084	4208	YCC - Rehab and Resale	COM	14A	LMH	\$66,041.00	\$66,041.00	100.0	\$66,041.00	100.0	0	0	0.0	0	0
2020	7110	4194	Clearbrook Rehabilitation	COM	14B	LMH	\$210,710.22	\$133,996.22	63.6	\$133,996.22	63.6	15	15	100.0	0	15
2020	7728	4171	CPAH - OOR - 2311 Elizabeth Ave., Zion	COM	14A	LMH	\$26,945.00	\$26,945.00	100.0	\$26,945.00	100.0	1	1	100.0	1	0
2020	7728	4189	CPAH - OOR - PD	COM	14H	LMH	\$80,000.00	\$80,000.00	100.0	\$80,000.00	100.0	1	1	100.0	1	0
2020	7728	4455	CPAH OOR 3301 Gabriel	OPEN	14A	LMH	\$23,407.73	\$23,407.73	100.0	\$23,407.73	100.0	1	1	100.0	1	0
2020 TOTALS: BUDGETED/UNDERWAY							\$23,407.73	\$23,407.73	100.0	\$23,407.73	100.0	1	1	100.0	1	0
COMPLETED							\$383,696.22	\$306,982.22	80.0	\$306,982.22	80.0	17	17	100.0	2	15
							\$407,103.95	\$330,389.95	81.1	\$330,389.95	81.1	18	18	100.0	3	15

PGM YEAR	PROJ ID	IDIS ACT ID	ACTIVITY NAME	STATUS	MTX CD	NTL OBJ	ACTIVITY FUNDED	CDBG	% CDBG	CDBG	% CDBG	OCCUPIED	UNITS	CUMULATIVE	
							AMOUNT (CDBG Funds + LEVERAGING Funds)	FUNDED AMOUNT	FUNDED	DRAWN AMOUNT	DRAWN	TOTAL	L/M	% L/M	OCCUPIED OWNER

U.S. Department of Housing and Urban Development
 Office of Community Planning and Development
 Integrated Disbursement and Information System
 CDBG Housing Activities
 LAKE COUNTY, IL

2019	2177	4064	CPAH OOR - 1840 Jackson St - NC	COM	14A	LMH	\$24,767.00	\$24,767.00	100.0	\$24,767.00	100.0	1	1	100.0	1	0
2019	2177	4076	AHC OORP (Project Delivery) 2019	COM	14H	LMC	\$109,504.01	\$109,504.01	100.0	\$109,504.01	100.0	0	1	0.0	0	0
2019	2177	4127	A Safe Place - Security and Parking Improvements	COM	14B	LMH	\$51,379.51	\$51,379.51	100.0	\$51,379.51	100.0	80	80	100.0	0	80
2019	2177	4131	Debruler - Lilac Ledge Rehab	COM	14B	LMH	\$824,996.29	\$824,996.29	100.0	\$824,996.29	100.0	187	187	100.0	0	187
2019	2177	4140	Debruler - Hebron Ave. Townhomes	COM	14B	LMH	\$151,936.29	\$151,936.29	100.0	\$151,936.29	100.0	35	35	100.0	0	35
2019	2177	4165	Raquan's Haven - Acquisition and Rental	COM	14G	LMH	\$68,946.28	\$68,946.28	100.0	\$68,946.28	100.0	2	2	100.0	0	2
2019	2182	4192	Thresholds - PSH Expansion	COM	14J	LMH	\$251,799.36	\$21,488.36	8.5	\$21,488.36	8.5	3	3	100.0	0	3
2019 TOTALS: BUDGETED/UNDERWAY							\$0.00	\$0.00	0.0	\$0.00	0.0	0	0	0.0	0	0
COMPLETED							\$1,483,328.74	\$1,253,017.74	84.4	\$1,253,017.74	84.4	308	309	100.3	1	307
							\$1,483,328.74	\$1,253,017.74	84.4	\$1,253,017.74	84.4	308	309	100.3	1	307

PGM YEAR	PROJ ID	IDIS ACT ID	ACTIVITY NAME	STATUS	MTX CD	NTL OBJ	ACTIVITY FUNDED AMOUNT (CDBG Funds + LEVERAGING Funds)	CDBG FUNDED AMOUNT	% CDBG FUNDED	CDBG DRAWN AMOUNT	% CDBG DRAWN	OCCUPIED TOTAL	UNITS L/M	% L/M	CUMULATIVE	
															OCCUPIED OWNER	UNITS RENTER
2018	7702	3995	AHC OORP (Project Delivery)	COM	14H	LMC	\$89,972.77	\$89,972.77	100.0	\$89,972.77	100.0	0	1	0.0	0	0
2018	7702	4044	CPAH-HBD-440FROST-LF	COM	14G	LMH	\$119,875.00	\$119,875.00	100.0	\$119,875.00	100.0	1	1	100.0	1	0
2018	7702	4049	CPAH-OOR-2028 Hervey Ave-NC	COM	14A	LMH	\$30,892.00	\$30,892.00	100.0	\$30,892.00	100.0	1	1	100.0	1	0
2018	7702	4380	CPAH - OOR - 2222 Wallace Ave	COM	14A	LMH	\$35,042.55	\$35,042.55	100.0	\$35,042.55	100.0	1	1	100.0	1	0
2018	7710	4048	YCC - Housing Employment	COM	14A	LMH	\$246,489.82	\$246,489.82	100.0	\$246,489.82	100.0	1	1	100.0	1	0
2018 TOTALS: BUDGETED/UNDERWAY							\$0.00	\$0.00	0.0	\$0.00	0.0	0	0	0.0	0	0
COMPLETED							\$522,272.14	\$522,272.14	100.0	\$522,272.14	100.0	4	5	125.0	4	0
							\$522,272.14	\$522,272.14	100.0	\$522,272.14	100.0	4	5	125.0	4	0

PGM YEAR	PROJ ID	IDIS ACT ID	ACTIVITY NAME	STATUS	MTX CD	NTL OBJ	ACTIVITY FUNDED AMOUNT (CDBG Funds + LEVERAGING Funds)	CDBG FUNDED AMOUNT	% CDBG FUNDED	CDBG DRAWN AMOUNT	% CDBG DRAWN	OCCUPIED TOTAL	UNITS L/M	% L/M	CUMULATIVE	
															OCCUPIED OWNER	UNITS RENTER

U.S. Department of Housing and Urban Development
 Office of Community Planning and Development
 Integrated Disbursement and Information System
 CDBG Housing Activities
 LAKE COUNTY, IL

2017	2181	3943	AHC OORP (Project Delivery)	COM	14H	LMC	\$69,959.98	\$69,959.98	100.0	\$69,959.98	100.0	0	1	0.0	0	0
2017	2181	4138	CPAH-OOR_2925 Galilee Ave ZION	COM	14A	LMH	\$13,454.00	\$13,454.00	100.0	\$13,454.00	100.0	1	1	100.0	1	0
2017	2181	4149	CPAH-OOR-ZION-2921 Ezekiel	COM	14A	LMH	\$18,111.00	\$18,111.00	100.0	\$18,111.00	100.0	1	1	100.0	1	0
2017	2181	4205	CPAH - OOR - 2303 Dickey Ave	COM	14A	LMH	\$46,425.00	\$46,425.00	100.0	\$46,425.00	100.0	1	1	100.0	1	0
2017	2187	4066	CPAH HAP - 20 Hennings Ct - ANTIOCH	COM	14A	LMH	\$22,903.00	\$22,903.00	100.0	\$22,903.00	100.0	1	1	100.0	1	0
2017 TOTALS: BUDGETED/UNDERWAY							\$0.00	\$0.00	0.0	\$0.00	0.0	0	0	0.0	0	0
COMPLETED							\$170,852.98	\$170,852.98	100.0	\$170,852.98	100.0	4	5	125.0	4	0
							\$170,852.98	\$170,852.98	100.0	\$170,852.98	100.0	4	5	125.0	4	0

PGM YEAR	PROJ ID	IDIS ACT ID	ACTIVITY NAME	STATUS	MTX CD	NTL OBJ	ACTIVITY FUNDED AMOUNT (CDBG Funds + LEVERAGING Funds)	CDBG FUNDED AMOUNT	% CDBG FUNDED	CDBG DRAWN AMOUNT	% CDBG DRAWN	OCCUPIED TOTAL	UNITS L/M	% L/M	CUMULATIVE	
															OCCUPIED OWNER	UNITS RENTER
2016	3996	3779	Little City CILA Rehab	COM	14A	LMH	\$80,241.94	\$47,716.94	59.5	\$47,716.94	59.5	5	5	100.0	0	5
2016	3996	3812	AHC-OOR-36820NEastmooreAve-LV	COM	14A	LMH	\$19,961.00	\$19,961.00	100.0	\$19,961.00	100.0	1	1	100.0	1	0
2016	3996	3830	AHC Housing Rehab Project Delivery Costs	COM	14H	LMC	\$74,999.70	\$74,999.70	100.0	\$74,999.70	100.0	0	1	0.0	0	0
2016	3996	3839	AHC-OOR-24882 W Rollins-RL	COM	14A	LMH	\$25,936.00	\$25,936.00	100.0	\$25,936.00	100.0	1	1	100.0	1	0
2016	3996	3842	AHC-OOR-2022 Countryside LN-RLB	COM	14A	LMH	\$18,506.00	\$18,506.00	100.0	\$18,506.00	100.0	1	1	100.0	1	0
2016	3996	3843	AHC-OOR-2015 Bethesda Blvd-Zion	COM	14A	LMH	\$21,080.43	\$21,080.43	100.0	\$21,080.43	100.0	1	1	100.0	1	0
2016	3996	3844	AHC-OOR-39414 N McAree Rd-BP	COM	14A	LMH	\$20,821.18	\$20,821.18	100.0	\$20,821.18	100.0	1	1	100.0	1	0
2016	3996	3845	AHC-OOR-228 E Hawthorne Blvd-MUND	COM	14A	LMH	\$22,202.00	\$22,202.00	100.0	\$22,202.00	100.0	1	1	100.0	1	0
2016	3996	3846	LCRDC Rehabilitation	COM	14B	LMH	\$8,675.00	\$8,675.00	100.0	\$8,675.00	100.0	4	4	100.0	0	4
2016	3996	3853	CPAH - 236 Washington - Highwood	COM	14A	LMH	\$327,492.94	\$141,030.94	43.1	\$141,030.94	43.1	1	1	100.0	1	0
2016	3996	3857	LCRDC Rehabilitation-MPMP-Gurnee	COM	14B	LMH	\$82,825.00	\$82,825.00	100.0	\$82,825.00	100.0	9	9	100.0	0	9
2016	3996	3861	AHC-OOR-417 E WILLOW-RLP	COM	14A	LMH	\$27,987.00	\$27,987.00	100.0	\$27,987.00	100.0	1	1	100.0	1	0
2016	3996	3864	Glenkirk Acq-Rehab-Rental CILA	COM	14A	LMH	\$389,102.10	\$99,890.10	25.7	\$99,890.10	25.7	1	1	100.0	1	0
2016	3996	3941	AHC-OOR_2048 Kemble	COM	14A	LMH	\$14,442.00	\$14,442.00	100.0	\$14,442.00	100.0	1	1	100.0	1	0
2016	3996	3942	AHC-OOR-1922 Jackson St-NC	COM	14A	LMH	\$40,266.00	\$40,266.00	100.0	\$40,266.00	100.0	1	1	100.0	1	0

U.S. Department of Housing and Urban Development
 Office of Community Planning and Development
 Integrated Disbursement and Information System
 CDBG Housing Activities
 LAKE COUNTY, IL

2016	TOTALS: BUDGETED/UNDERWAY	\$0.00	\$0.00	0.0	\$0.00	0.0	0	0	0.0	0	0
	COMPLETED	\$1,174,538.29	\$666,339.29	56.7	\$666,339.29	56.7	29	30	103.4	11	18
		\$1,174,538.29	\$666,339.29	56.7	\$666,339.29	56.7	29	30	103.4	11	18

PGM YEAR	PROJ ID	IDIS ACT ID	ACTIVITY NAME	STATUS	MTX CD	NTL OBJ	ACTIVITY FUNDED AMOUNT (CDBG Funds + LEVERAGING Funds)	CDBG FUNDED AMOUNT	% CDBG FUNDED	CDBG DRAWN AMOUNT	% CDBG DRAWN	OCCUPIED TOTAL	UNITS L/M	% L/M	CUMULATIVE OCCUPIED OWNER	UNITS RENTER
2015	0005	3676	LITTLE CITY FOUNDATION	COM	14G	LMH	\$127,500.00	\$127,500.00	100.0	\$127,500.00	100.0	0	0	0.0	0	0
2015	0005	3681	AHC Housing Rehab Project Delivery Costs	COM	14H	LMC	\$79,270.00	\$79,270.00	100.0	\$79,270.00	100.0	0	1	0.0	0	0
2015	0005	3732	AHC-OOR-217 N Bernice Ct-RL	COM	14A	LMH	\$19,170.00	\$19,170.00	100.0	\$19,170.00	100.0	1	1	100.0	1	0
2015	0005	3741	ACH-OOR-532 English Ln-WH	COM	14A	LMH	\$25,410.00	\$25,410.00	100.0	\$25,410.00	100.0	1	1	100.0	1	0
2015	0005	3742	AHC-OOR-322 Forest Glen Dr-RLP	COM	14A	LMH	\$40,199.80	\$40,199.80	100.0	\$40,199.80	100.0	1	1	100.0	1	0
2015	0005	3749	AHC-OOR-727 E Maple Ave-MUND	COM	14A	LMH	\$19,568.96	\$19,568.96	100.0	\$19,568.96	100.0	1	1	100.0	1	0
2015	0005	3764	AHC-OOR-410MonroeAve-ING	COM	14A	LMH	\$20,068.00	\$20,068.00	100.0	\$20,068.00	100.0	1	1	100.0	1	0
2015	0005	3811	AHC-OOR-2035 DICKEY AVE-NC	COM	14A	LMH	\$44,237.01	\$44,237.01	100.0	\$44,237.01	100.0	1	1	100.0	1	0
2015	0005	4144	CPAH-OOR-ZION-2119 Joppa	COM	14A	LMH	\$22,738.10	\$22,738.10	100.0	\$0.00	0.0	1	1	100.0	1	0
2015	0008	3639	LCRDC Fairhaven Crossing Mundelein	COM	12	LMH	\$301,520.00	\$301,520.00	100.0	\$240,900.00	79.9	39	39	100.0	0	39
2015	2231	3777	NorthPointe Resources CILA	COM	14A	LMH	\$14,193.00	\$14,193.00	100.0	\$14,193.00	100.0	1	1	100.0	0	1

2015	TOTALS: BUDGETED/UNDERWAY	\$0.00	\$0.00	0.0	\$0.00	0.0	0	0	0.0	0	0
	COMPLETED	\$713,874.87	\$713,874.87	100.0	\$630,516.77	88.3	47	48	102.1	7	40
		\$713,874.87	\$713,874.87	100.0	\$630,516.77	88.3	47	48	102.1	7	40

PGM YEAR	PROJ ID	IDIS ACT ID	ACTIVITY NAME	STATUS	MTX CD	NTL OBJ	ACTIVITY FUNDED AMOUNT (CDBG Funds + LEVERAGING Funds)	CDBG FUNDED AMOUNT	% CDBG FUNDED	CDBG DRAWN AMOUNT	% CDBG DRAWN	OCCUPIED TOTAL	UNITS L/M	% L/M	CUMULATIVE OCCUPIED OWNER	UNITS RENTER
2014	1142	3592	AHC Rehabilitation Delivery Costs	COM	14H	LMH	\$77,996.00	\$77,996.00	100.0	\$77,996.00	100.0	5	5	100.0	5	0
2014	1142	3674	AHC-OORP- 716 NW HOLCOMB DR-MUND	COM	14A	LMH	\$21,564.00	\$21,564.00	100.0	\$21,564.00	100.0	1	1	100.0	1	0

U.S. Department of Housing and Urban Development
 Office of Community Planning and Development
 Integrated Disbursement and Information System
 CDBG Housing Activities
 LAKE COUNTY, IL

2014	1142	3698	AHC-OOR-315 W HAWLEY ST-MND	COM	14A	LMH	\$21,945.00	\$21,945.00	100.0	\$21,945.00	100.0	1	1	100.0	1	0
2014	1142	3699	AHC-OOR-532 N Prospect Dr-RLP	COM	14A	LMH	\$4,414.00	\$4,414.00	100.0	\$4,414.00	100.0	1	1	100.0	1	0
2014	1142	3700	AHC-OOR-25033 W CLARIDAN AVE-ANT	COM	14A	LMH	\$19,814.00	\$19,814.00	100.0	\$19,814.00	100.0	1	1	100.0	1	0
2014	1142	3728	AHC-OOR-322 Somerset Lane-VH	COM	14A	LMH	\$13,458.97	\$13,458.97	100.0	\$13,458.97	100.0	1	1	100.0	1	0
2014 TOTALS: BUDGETED/UNDERWAY							\$0.00	\$0.00	0.0	\$0.00	0.0	0	0	0.0	0	0
COMPLETED							\$159,191.97	\$159,191.97	100.0	\$159,191.97	100.0	10	10	100.0	10	0
							\$159,191.97	\$159,191.97	100.0	\$159,191.97	100.0	10	10	100.0	10	0

PGM YEAR	PROJ ID	IDIS ACT ID	ACTIVITY NAME	STATUS	MTX CD	NTL OBJ	ACTIVITY FUNDED AMOUNT (CDBG Funds + LEVERAGING Funds)	CDBG FUNDED AMOUNT	% CDBG FUNDED	CDBG DRAWN AMOUNT	% CDBG DRAWN	OCCUPIED TOTAL	UNITS L/M	% L/M	CUMULATIVE OCCUPIED OWNER	UNITS RENTER
2012	3075	3350	AHC Housing Rehab Project Delivery Costs	COM	14H	LMH	\$142,707.06	\$142,707.06	100.0	\$142,707.06	100.0	7	7	100.0	7	0
2012 TOTALS: BUDGETED/UNDERWAY							\$0.00	\$0.00	0.0	\$0.00	0.0	0	0	0.0	0	0
COMPLETED							\$142,707.06	\$142,707.06	100.0	\$142,707.06	100.0	7	7	100.0	7	0
							\$142,707.06	\$142,707.06	100.0	\$142,707.06	100.0	7	7	100.0	7	0

PGM YEAR	PROJ ID	IDIS ACT ID	ACTIVITY NAME	STATUS	MTX CD	NTL OBJ	ACTIVITY FUNDED AMOUNT (CDBG Funds + LEVERAGING Funds)	CDBG FUNDED AMOUNT	% CDBG FUNDED	CDBG DRAWN AMOUNT	% CDBG DRAWN	OCCUPIED TOTAL	UNITS L/M	% L/M	CUMULATIVE OCCUPIED OWNER	UNITS RENTER
2011	6444	3311	AHC Housing Rehab Project Delivery Costs	COM	14H	LMH	\$189,853.96	\$189,853.96	100.0	\$189,853.96	100.0	1	1	100.0	1	0
2011	6444	3312	Affordable Housing Corporation of Lake County- Lake County Rehabilitation Program	COM	14A	LMH	\$34,041.52	\$34,041.52	100.0	\$34,041.52	100.0	1	0	0.0	1	0
2011 TOTALS: BUDGETED/UNDERWAY							\$0.00	\$0.00	0.0	\$0.00	0.0	0	0	0.0	0	0
COMPLETED							\$223,895.48	\$223,895.48	100.0	\$223,895.48	100.0	2	1	50.0	2	0
							\$223,895.48	\$223,895.48	100.0	\$223,895.48	100.0	2	1	50.0	2	0

U.S. Department of Housing and Urban Development
 Office of Community Planning and Development
 Integrated Disbursement and Information System
 CDBG Housing Activities
 LAKE COUNTY, IL

PGM YEAR	PROJ ID	IDIS ACT ID	ACTIVITY NAME	STATUS	MTX CD	NTL OBJ	ACTIVITY FUNDED AMOUNT (CDBG Funds + LEVERAGING Funds)	CDBG FUNDED AMOUNT	% CDBG FUNDED	CDBG DRAWN AMOUNT	% CDBG DRAWN	OCCUPIED TOTAL	UNITS L/M	% L/M	CUMULATIVE OCCUPIED OWNER	UNITS RENTER
2010	6807	3119	AHC HOUSING REHAB PROGRAM DELIVERY COSTS	COM	14H	LMH	\$165,432.15	\$165,432.15	100.0	\$165,432.15	100.0	0	0	0.0	0	0
2010 TOTALS: BUDGETED/UNDERWAY							\$0.00	\$0.00	0.0	\$0.00	0.0	0	0	0.0	0	0
COMPLETED							\$165,432.15	\$165,432.15	100.0	\$165,432.15	100.0	0	0	0.0	0	0
							\$165,432.15	\$165,432.15	100.0	\$165,432.15	100.0	0	0	0.0	0	0

PGM YEAR	PROJ ID	IDIS ACT ID	ACTIVITY NAME	STATUS	MTX CD	NTL OBJ	ACTIVITY FUNDED AMOUNT (CDBG Funds + LEVERAGING Funds)	CDBG FUNDED AMOUNT	% CDBG FUNDED	CDBG DRAWN AMOUNT	% CDBG DRAWN	OCCUPIED TOTAL	UNITS L/M	% L/M	CUMULATIVE OCCUPIED OWNER	UNITS RENTER
2009	0017	2970	AHC HOUSING REHAB PROGRAM DELIVERY COSTS	COM	14H	LMH	\$171,396.00	\$171,396.00	100.0	\$171,396.00	100.0	0	0	0.0	0	0
2009 TOTALS: BUDGETED/UNDERWAY							\$0.00	\$0.00	0.0	\$0.00	0.0	0	0	0.0	0	0
COMPLETED							\$171,396.00	\$171,396.00	100.0	\$171,396.00	100.0	0	0	0.0	0	0
							\$171,396.00	\$171,396.00	100.0	\$171,396.00	100.0	0	0	0.0	0	0

PGM YEAR	PROJ ID	IDIS ACT ID	ACTIVITY NAME	STATUS	MTX CD	NTL OBJ	ACTIVITY FUNDED AMOUNT (CDBG Funds + LEVERAGING Funds)	CDBG FUNDED AMOUNT	% CDBG FUNDED	CDBG DRAWN AMOUNT	% CDBG DRAWN	OCCUPIED TOTAL	UNITS L/M	% L/M	CUMULATIVE OCCUPIED OWNER	UNITS RENTER
2008	0017	2840	AHC HOUSING REHAB PROGRAM DELIVERY COSTS	COM	14H	LMH	\$204,000.00	\$204,000.00	100.0	\$204,000.00	100.0	0	0	0.0	0	0
2008	0017	2960	AHC REHAB - PERSON	COM	14A	LMH	\$17,436.50	\$17,436.50	100.0	\$17,436.50	100.0	1	1	100.0	1	0
2008	0017	2962	AHC REHAB - WEISS	COM	14A	LMH	\$12,911.50	\$12,911.50	100.0	\$12,911.50	100.0	1	1	100.0	1	0
2008 TOTALS: BUDGETED/UNDERWAY							\$0.00	\$0.00	0.0	\$0.00	0.0	0	0	0.0	0	0
COMPLETED							\$234,348.00	\$234,348.00	100.0	\$234,348.00	100.0	2	2	100.0	2	0

U.S. Department of Housing and Urban Development
 Office of Community Planning and Development
 Integrated Disbursement and Information System
 CDBG Housing Activities
 LAKE COUNTY, IL

\$234,348.00 \$234,348.00 100.0 \$234,348.00 100.0 2 2 100.0 2 0

PGM YEAR	PROJ ID	IDIS ACT ID	ACTIVITY NAME	STATUS	MTX CD	NTL OBJ	ACTIVITY FUNDED AMOUNT (CDBG Funds + LEVERAGING Funds)	CDBG FUNDED AMOUNT	% CDBG FUNDED	CDBG DRAWN AMOUNT	% CDBG DRAWN	OCCUPIED TOTAL	UNITS L/M	% L/M	CUMULATIVE	
															OCCUPIED OWNER	UNITS RENTER
2007	0017	2662	AHC HOUSING REHAB PROGRAM DELIVERY COSTS	COM	14H	LMH	\$197,900.00	\$197,900.00	100.0	\$197,900.00	100.0	0	0	0.0	0	0
2007	0017	2818	AHC REHAB - JACKSON	COM	14A	LMH	\$55,402.00	\$44,592.00	80.5	\$44,592.00	80.5	1	1	100.0	1	0
2007	0017	2947	AHC REHAB - ADKINS	COM	14A	LMH	\$29,845.00	\$4,815.00	16.1	\$4,815.00	16.1	1	1	100.0	1	0
2007	0017	3224	AHC REHAB- Bannier, Linda S.	COM	14A	LMH	\$27,104.00	\$14,104.00	52.0	\$14,104.00	52.0	1	1	100.0	1	0
2007 TOTALS: BUDGETED/UNDERWAY							\$0.00	\$0.00	0.0	\$0.00	0.0	0	0	0.0	0	0
COMPLETED							\$310,251.00	\$261,411.00	84.2	\$261,411.00	84.2	3	3	100.0	3	0
							\$310,251.00	\$261,411.00	84.2	\$261,411.00	84.2	3	3	100.0	3	0

PGM YEAR	PROJ ID	IDIS ACT ID	ACTIVITY NAME	STATUS	MTX CD	NTL OBJ	ACTIVITY FUNDED AMOUNT (CDBG Funds + LEVERAGING Funds)	CDBG FUNDED AMOUNT	% CDBG FUNDED	CDBG DRAWN AMOUNT	% CDBG DRAWN	OCCUPIED TOTAL	UNITS L/M	% L/M	CUMULATIVE	
															OCCUPIED OWNER	UNITS RENTER
2006	0017	2436	AHC HOUSING REHAB PROGRAM DELIVERY COSTS	COM	14H	LMH	\$200,000.00	\$200,000.00	100.0	\$200,000.00	100.0	0	0	0.0	0	0
2006	0017	2561	AHC REHAB-ENRIGHT	COM	14A	LMH	\$68,400.00	\$68,400.00	100.0	\$68,400.00	100.0	1	1	100.0	1	0
2006	0017	2562	AHC REHAB - LENTINE	COM	14A	LMH	\$29,280.69	\$29,280.69	100.0	\$29,280.69	100.0	1	1	100.0	1	0
2006	0017	2563	AHC REHAB-BLAIR	COM	14A	LMH	\$58,462.38	\$33,462.38	57.2	\$33,462.38	57.2	1	1	100.0	1	0
2006	0017	2564	AHC REHAB-NEIBERGALL	COM	14A	LMH	\$30,436.03	\$20,465.03	67.2	\$20,465.03	67.2	1	1	100.0	1	0
2006	0017	2565	AHC REHAB-SMITH	COM	14B	LMH	\$48,750.11	\$48,750.11	100.0	\$48,750.11	100.0	2	2	100.0	2	0
2006	0017	2566	AHC REHAB-KING	COM	14A	LMH	\$45,098.32	\$30,098.32	66.7	\$30,098.32	66.7	1	1	100.0	1	0
2006	0017	2586	AHC REHAB - PEARCE	COM	14A	LMH	\$19,512.32	\$14,512.32	74.4	\$14,512.32	74.4	1	1	100.0	1	0
2006	0017	2588	AHC REHAB-HAUSLER	COM	14A	LMH	\$70,131.82	\$49,999.82	71.3	\$29,867.32	42.6	2	2	100.0	2	0
2006	0017	2595	AHC REHAB - PRETI	COM	14A	LMH	\$67,191.32	\$42,191.32	62.8	\$42,191.32	62.8	1	1	100.0	1	0
2006	0017	2607	AHC REHAB - VILLAGOMEZ	COM	14A	LMH	\$33,318.64	\$25,318.64	76.0	\$25,318.64	76.0	1	1	100.0	1	0

U.S. Department of Housing and Urban Development
 Office of Community Planning and Development
 Integrated Disbursement and Information System
 CDBG Housing Activities
 LAKE COUNTY, IL

2006	0017	2623	AHC REHAB - HILL	COM	14A	LMH	\$8,454.00	\$8,454.00	100.0	\$8,454.00	100.0	1	1	100.0	1	0
2006	0017	2624	AHC REHAB - LYTER	COM	14A	LMH	\$20,153.82	\$11,123.82	55.2	\$11,123.82	55.2	1	1	100.0	1	0
2006	0017	2625	AHC REHAB - TULLY	COM	14A	LMH	\$24,035.32	\$24,035.32	100.0	\$24,035.32	100.0	1	1	100.0	1	0
2006	0017	2654	AHC REHAB - THOMPSON	COM	14A	LMH	\$18,887.32	\$18,887.32	100.0	\$18,887.32	100.0	2	2	100.0	2	0
2006	0017	2655	AHC REHAB - WALLERSTEIN	COM	14A	LMH	\$19,060.82	\$11,060.82	58.0	\$11,060.82	58.0	2	2	100.0	2	0
2006 TOTALS: BUDGETED/UNDERWAY							\$0.00	\$0.00	0.0	\$0.00	0.0	0	0	0.0	0	0
COMPLETED							\$761,172.91	\$636,039.91	83.5	\$615,907.41	80.9	19	19	100.0	19	0
							\$761,172.91	\$636,039.91	83.5	\$615,907.41	80.9	19	19	100.0	19	0

PGM YEAR	PROJ ID	IDIS ACT ID	ACTIVITY NAME	STATUS	MTX CD	NTL OBJ	ACTIVITY FUNDED AMOUNT (CDBG Funds + LEVERAGING Funds)	CDBG FUNDED AMOUNT	% CDBG FUNDED	CDBG DRAWN AMOUNT	% CDBG DRAWN	OCCUPIED TOTAL	UNITS L/M	% L/M	CUMULATIVE	
															OCCUPIED OWNER	UNITS RENTER
2005	0017	2210	AHC HOUSING REHAB PROG. - DELIVERY COSTS	COM	14H	LMH	\$184,700.00	\$184,700.00	100.0	\$184,700.00	100.0	0	0	0.0	0	0
2005	0017	2633	AHC REHAB - ROSARIO	COM	14A	LMH	\$9,400.11	\$9,400.11	100.0	\$9,400.11	100.0	1	1	100.0	1	0
2005	0017	2634	AHC REHAB - WINTERS	COM	14A	LMH	\$12,850.11	\$12,850.11	100.0	\$12,850.11	100.0	2	2	100.0	2	0
2005	0017	2635	AHC REHAB - MOORE	COM	14A	LMH	\$10,434.11	\$10,434.11	100.0	\$10,434.11	100.0	1	1	100.0	1	0
2005	0017	2636	AHC REHAB - LICHTWALT	COM	14A	LMH	\$12,366.11	\$12,366.11	100.0	\$12,366.11	100.0	1	1	100.0	1	0
2005	0017	2637	AHC REHAB - WILLIAMSON	COM	14A	LMH	\$11,167.11	\$6,667.11	59.7	\$6,667.11	59.7	2	2	100.0	2	0
2005	0017	2638	AHC REHAB - PICKETT	COM	14A	LMH	\$11,676.11	\$11,676.11	100.0	\$11,676.11	100.0	2	2	100.0	2	0
2005	0017	2639	AHC REHAB - BROWN	COM	14A	LMH	\$12,446.69	\$12,446.69	100.0	\$12,446.69	100.0	2	2	100.0	2	0
2005	0017	2640	AHC REHAB - PAYNE	COM	14A	LMH	\$11,481.69	\$11,481.69	100.0	\$11,481.69	100.0	2	2	100.0	2	0
2005	0017	2641	AHC REHAB - WHITTINGTON	COM	14A	LMH	\$24,081.69	\$24,081.69	100.0	\$24,081.69	100.0	1	1	100.0	1	0
2005	0017	2642	AHC REHAB - WALL	COM	14A	LMH	\$30,722.69	\$26,222.69	85.4	\$26,222.69	85.4	1	1	100.0	1	0
2005	0017	2643	AHC REHAB - NICOLI	COM	14A	LMH	\$32,933.27	\$32,933.27	100.0	\$32,933.27	100.0	2	1	50.0	2	0
2005	0017	2644	AHC REHAB - BLAIR	COM	14A	LMH	\$57,763.38	\$33,462.38	57.9	\$33,462.38	57.9	2	1	50.0	2	0
2005	0017	2645	AHC REHAB - MOTTER, SHAKE & HARTER	COM	14A	LMH	\$27,309.07	\$22,809.07	83.5	\$22,809.07	83.5	2	2	100.0	2	0
2005	0017	2646	AHC REHAB - CERVERA	COM	14A	LMH	\$14,206.69	\$14,206.69	100.0	\$14,206.69	100.0	2	2	100.0	2	0
2005	0017	2647	AHC REHAB - PRZYBYLO	COM	14A	LMH	\$23,976.38	\$23,976.38	100.0	\$23,976.38	100.0	1	1	100.0	1	0

U.S. Department of Housing and Urban Development
 Office of Community Planning and Development
 Integrated Disbursement and Information System
 CDBG Housing Activities
 LAKE COUNTY, IL

2005	0017	2648	AHC REHAB - FREUND	COM	14A	LMH	\$16,792.38	\$16,792.38	100.0	\$16,792.38	100.0	2	1	50.0	2	0
2005	0017	2649	AHC REHAB - SALGADO	COM	14A	LMH	\$16,317.98	\$16,317.98	100.0	\$16,317.98	100.0	2	1	50.0	2	0
2005	0017	2650	AHC REHAB - SCHULER	COM	14A	LMH	\$8,242.38	\$8,242.38	100.0	\$8,242.38	100.0	2	1	50.0	2	0
2005	0017	2651	AHC REHAB - FURBUSH	COM	14A	LMH	\$16,201.69	\$16,201.69	100.0	\$16,201.69	100.0	2	2	100.0	2	0
2005	0017	2652	AHC REHAB - NEAS	COM	14A	LMH	\$26,122.88	\$26,122.88	100.0	\$26,122.88	100.0	2	1	50.0	2	0
2005	0017	2653	AHC REHAB - BAUM	COM	14A	LMH	\$10,210.82	\$6,684.82	65.5	\$6,684.82	65.5	2	2	100.0	2	0
2005 TOTALS: BUDGETED/UNDERWAY							\$0.00	\$0.00	0.0	\$0.00	0.0	0	0	0.0	0	0
COMPLETED							\$581,403.34	\$540,076.34	92.8	\$540,076.34	92.8	36	30	83.3	36	0
							\$581,403.34	\$540,076.34	92.8	\$540,076.34	92.8	36	30	83.3	36	0

PGM YEAR	PROJ ID	IDIS ACT ID	ACTIVITY NAME	STATUS	MTX CD	NTL OBJ	ACTIVITY FUNDED AMOUNT (CDBG Funds + LEVERAGING Funds)	CDBG FUNDED AMOUNT	% CDBG FUNDED	CDBG DRAWN AMOUNT	% CDBG DRAWN	OCCUPIED TOTAL	UNITS L/M	% L/M	CUMULATIVE OCCUPIED OWNER	UNITS RENTER
2004	0017	2084	AHC HOUSING REHAB PROGRAM DELIVERY COSTS	COM	14H	LMH	\$175,000.00	\$175,000.00	100.0	\$175,000.00	100.0	0	0	0.0	0	0
2004 TOTALS: BUDGETED/UNDERWAY							\$0.00	\$0.00	0.0	\$0.00	0.0	0	0	0.0	0	0
COMPLETED							\$175,000.00	\$175,000.00	100.0	\$175,000.00	100.0	0	0	0.0	0	0
							\$175,000.00	\$175,000.00	100.0	\$175,000.00	100.0	0	0	0.0	0	0

PGM YEAR	PROJ ID	IDIS ACT ID	ACTIVITY NAME	STATUS	MTX CD	NTL OBJ	ACTIVITY FUNDED AMOUNT (CDBG Funds + LEVERAGING Funds)	CDBG FUNDED AMOUNT	% CDBG FUNDED	CDBG DRAWN AMOUNT	% CDBG DRAWN	OCCUPIED TOTAL	UNITS L/M	% L/M	CUMULATIVE OCCUPIED OWNER	UNITS RENTER
2003	0017	1846	AHC HOUSING REHAB PROGRAM DELIVERY COSTS	COM	14H	LMH	\$176,017.53	\$176,017.53	100.0	\$176,017.53	100.0	0	0	0.0	0	0
2003 TOTALS: BUDGETED/UNDERWAY							\$0.00	\$0.00	0.0	\$0.00	0.0	0	0	0.0	0	0
COMPLETED							\$176,017.53	\$176,017.53	100.0	\$176,017.53	100.0	0	0	0.0	0	0
							\$176,017.53	\$176,017.53	100.0	\$176,017.53	100.0	0	0	0.0	0	0

U.S. Department of Housing and Urban Development
 Office of Community Planning and Development
 Integrated Disbursement and Information System
 CDBG Housing Activities
 LAKE COUNTY, IL

PGM YEAR	PROJ ID	IDIS ACT ID	ACTIVITY NAME	STATUS	MTX CD	NTL OBJ	ACTIVITY FUNDED AMOUNT (CDBG Funds + LEVERAGING Funds)	CDBG FUNDED AMOUNT	% CDBG FUNDED	CDBG DRAWN AMOUNT	% CDBG DRAWN	OCCUPIED TOTAL	UNITS L/M	% L/M	CUMULATIVE	
															OCCUPIED OWNER	UNITS RENTER
2002	0009	1600	REHAB ADMIN - AHC	COM	14H	LMH	\$158,965.67	\$158,965.67	100.0	\$158,965.67	100.0	0	0	0.0	0	0
2002	0009	1952	WK REHAB - FITZJOHN	COM	14A	LMH	\$29,772.00	\$29,772.00	100.0	\$0.00	0.0	1	1	100.0	0	1
2002	0009	2291	AHC REHAB - FORBES	COM	14A	LMH	\$19,411.11	\$19,411.11	100.0	\$19,411.11	100.0	1	1	100.0	1	0
2002	0009	2292	AHC REHAB - FULLILOVE	COM	14A	LMH	\$14,437.86	\$14,437.86	100.0	\$14,437.86	100.0	1	1	100.0	0	1
2002	0009	2293	AHC REHAB - ORF	COM	14A	LMH	\$18,432.72	\$18,432.72	100.0	\$18,432.72	100.0	1	1	100.0	0	1
2002	0009	2294	AHC REHAB - CHYUNG	COM	14A	LMH	\$18,115.61	\$18,115.61	100.0	\$18,115.61	100.0	1	1	100.0	0	1
2002	0009	2295	AHC REHAB - REID	COM	14A	LMH	\$22,835.11	\$22,835.11	100.0	\$22,835.11	100.0	1	1	100.0	0	1
2002	0009	2296	AHC REHAB - SMITH	COM	14A	LMH	\$14,958.61	\$14,958.61	100.0	\$14,958.61	100.0	1	1	100.0	0	1
2002	0009	2297	AHC REHAB - LEVENTHAL	COM	14A	LMH	\$15,905.11	\$15,905.11	100.0	\$15,905.11	100.0	1	1	100.0	0	1
2002	0009	2298	AHC REHAB - MCMURRY	COM	14A	LMH	\$4,498.01	\$4,498.01	100.0	\$4,498.01	100.0	1	1	100.0	0	1
2002	0009	2299	AHC REHAB - MARTINEZ & WALZ	COM	14A	LMH	\$41,300.22	\$37,300.22	90.3	\$37,300.22	90.3	1	1	100.0	1	0
2002 TOTALS: BUDGETED/UNDERWAY							\$0.00	\$0.00	0.0	\$0.00	0.0	0	0	0.0	0	0
COMPLETED							\$358,632.03	\$354,632.03	98.8	\$324,860.03	90.5	10	10	100.0	2	8
							\$358,632.03	\$354,632.03	98.8	\$324,860.03	90.5	10	10	100.0	2	8

PGM YEAR	PROJ ID	IDIS ACT ID	ACTIVITY NAME	STATUS	MTX CD	NTL OBJ	ACTIVITY FUNDED AMOUNT (CDBG Funds + LEVERAGING Funds)	CDBG FUNDED AMOUNT	% CDBG FUNDED	CDBG DRAWN AMOUNT	% CDBG DRAWN	OCCUPIED TOTAL	UNITS L/M	% L/M	CUMULATIVE	
															OCCUPIED OWNER	UNITS RENTER
2001	0009	1365	GLENKIRK	COM	14A	LMH	\$24,000.00	\$24,000.00	100.0	\$24,000.00	100.0	1	1	100.0	0	1
2001	0009	1438	REHAB ADMIN - AHC	COM	14H	LMH	\$159,615.51	\$159,615.51	100.0	\$159,615.51	100.0	0	0	0.0	0	0
2001	0009	1680	REHAB - PIERCE, NURSELL	COM	14A	LMH	\$40,360.11	\$40,360.11	100.0	\$40,360.11	100.0	1	1	100.0	0	1
2001	0009	1681	REHAB - SCHLARBAUM, ALLISON	COM	14A	LMH	\$20,780.64	\$20,780.64	100.0	\$20,780.64	100.0	1	1	100.0	0	1
2001	0009	1682	REHAB - BOTKA, MICHELLE	COM	14A	LMH	\$6,014.04	\$6,014.04	100.0	\$6,014.04	100.0	1	1	100.0	0	1
2001	0009	1683	REHAB - RAPIER, ROBERT	COM	14A	LMH	\$10,050.08	\$10,050.08	100.0	\$10,050.08	100.0	1	1	100.0	0	1

U.S. Department of Housing and Urban Development
 Office of Community Planning and Development
 Integrated Disbursement and Information System
 CDBG Housing Activities
 LAKE COUNTY, IL

2001	0009	1684	REHAB - GONZALEZ, RICHARD AND KATHIE	COM	14A	LMH	\$33,313.31	\$33,313.31	100.0	\$33,313.31	100.0	1	1	100.0	0	1
2001	0009	1685	AHC REHAB - TOLLERS	COM	14A	LMH	\$9,329.62	\$5,329.62	57.1	\$5,329.62	57.1	1	1	100.0	0	1
2001	0009	1686	REHAB - CUNNINGHAM, THELMA	COM	14A	LMH	\$944.54	\$944.54	100.0	\$944.54	100.0	1	1	100.0	0	1
2001	0009	1687	REHAB - NUNEZ, GRISEL	COM	14A	LMH	\$1,727.54	\$1,727.54	100.0	\$1,727.54	100.0	1	1	100.0	0	1
2001	0009	1906	WK REHAB - KINZER, FRED AND EILEEN	COM	14A	LMH	\$51,801.96	\$51,801.96	100.0	\$0.00	0.0	1	1	100.0	0	1
2001 TOTALS: BUDGETED/UNDERWAY							\$0.00	\$0.00	0.0	\$0.00	0.0	0	0	0.0	0	0
COMPLETED							\$357,937.35	\$353,937.35	98.8	\$302,135.39	84.4	10	10	100.0	0	10
							\$357,937.35	\$353,937.35	98.8	\$302,135.39	84.4	10	10	100.0	0	10

PGM YEAR	PROJ ID	IDIS ACT ID	ACTIVITY NAME	STATUS	MTX CD	NTL OBJ	ACTIVITY FUNDED AMOUNT (CDBG Funds + LEVERAGING Funds)	CDBG FUNDED AMOUNT	% CDBG FUNDED	CDBG DRAWN AMOUNT	% CDBG DRAWN	OCCUPIED TOTAL	UNITS L/M	% L/M	CUMULATIVE	
															OCCUPIED OWNER	UNITS RENTER
2000	0009	1239	GLENKIRK	COM	14A	LMH	\$10,000.00	\$10,000.00	100.0	\$10,000.00	100.0	8	8	100.0	0	8
2000	0009	1255	LAMB'S FARM	COM	14G	LMH	\$295,000.00	\$132,134.00	44.8	\$132,134.00	44.8	4	4	100.0	0	4
2000	0009	1284	REHAB ADMIN - AHC	COM	14H	LMH	\$158,098.56	\$158,098.56	100.0	\$158,098.56	100.0	0	0	0.0	0	0
2000	0009	1664	REHAB - JOHLIE, KAREN	COM	14A	LMH	\$9,421.00	\$9,421.00	100.0	\$9,421.00	100.0	1	1	100.0	0	1
2000	0009	1665	REHAB - FRIEDLUND, DARLEEN	COM	14A	LMH	\$3,583.00	\$3,583.00	100.0	\$3,583.00	100.0	1	1	100.0	0	1
2000	0009	1666	REHAB - LYNCH, CONSTANCE	COM	14A	LMH	\$1,158.00	\$1,158.00	100.0	\$1,158.00	100.0	1	1	100.0	0	1
2000	0009	1667	REHAB - PETERSON, BARBARA	COM	14A	LMH	\$10,068.50	\$10,068.50	100.0	\$10,068.50	100.0	1	1	100.0	0	1
2000	0009	1668	REHAB - KORANEK, DONNA	COM	14A	LMH	\$9,373.40	\$9,373.40	100.0	\$9,373.40	100.0	1	1	100.0	0	1
2000	0009	1669	REHAB - MOORE, WILLIAM AND PATRICIA	COM	14A	LMH	\$3,447.00	\$3,447.00	100.0	\$3,447.00	100.0	1	1	100.0	0	1
2000	0009	1670	REHAB - ORTEGEL, LANCE AND DONNA	COM	14A	LMH	\$8,336.00	\$8,336.00	100.0	\$8,336.00	100.0	1	1	100.0	0	1
2000	0009	1677	REHAB - WINNINGER, LEROY AND SHIRLEY	COM	14A	LMH	\$1,942.50	\$1,942.50	100.0	\$1,942.50	100.0	1	1	100.0	0	1
2000	0009	1678	REHAB - BROESKE, WALLACE AND CAROL	COM	14A	LMH	\$20,875.08	\$20,875.08	100.0	\$20,875.08	100.0	1	1	100.0	0	1
2000	0009	1679	AHC REHAB - KINKELAAR	COM	14A	LMH	\$19,924.28	\$19,924.28	100.0	\$19,924.28	100.0	1	1	100.0	0	1
2000	0009	2290	AHC REHAB - JONES	COM	14A	LMH	\$5,194.00	\$5,194.00	100.0	\$5,194.00	100.0	1	1	100.0	0	1

U.S. Department of Housing and Urban Development
 Office of Community Planning and Development
 Integrated Disbursement and Information System
 CDBG Housing Activities
 LAKE COUNTY, IL

2000	TOTALS: BUDGETED/UNDERWAY	\$0.00	\$0.00	0.0	\$0.00	0.0	0	0	0.0	0	0
	COMPLETED	\$556,421.32	\$393,555.32	70.7	\$393,555.32	70.7	23	23	100.0	0	23
		-----	-----	-----	-----	-----	-----	-----	-----	-----	-----
		\$556,421.32	\$393,555.32	70.7	\$393,555.32	70.7	23	23	100.0	0	23

PGM YEAR	PROJ ID	IDIS ACT ID	ACTIVITY NAME	STATUS	MTX CD	NTL OBJ	ACTIVITY FUNDED AMOUNT (CDBG Funds + LEVERAGING Funds)	CDBG FUNDED AMOUNT	% CDBG FUNDED	CDBG DRAWN AMOUNT	% CDBG DRAWN	OCCUPIED TOTAL	UNITS L/M	% L/M	CUMULATIVE	
															OCCUPIED OWNER	UNITS RENTER
1999	0009	1324	REHAB - GNARRO, ROBERT & VIRGINIA	COM	14A	LMH	\$6,383.75	\$6,383.75	100.0	\$6,383.75	100.0	1	1	100.0	0	1
1999	0009	1325	REHAB - ABDULAH, JAMEELAH	COM	14A	LMH	\$2,442.75	\$2,442.75	100.0	\$2,442.75	100.0	1	1	100.0	0	1
1999	0009	1326	REHAB - HOOVEN, MELISSA	COM	14A	LMH	\$6,374.75	\$6,374.75	100.0	\$6,374.75	100.0	1	1	100.0	0	1
1999	0009	1327	REHAB - HAMILTON, LAUREL	COM	14A	LMH	\$19,735.60	\$19,735.60	100.0	\$19,735.60	100.0	1	1	100.0	0	1
1999	0009	1328	REHAB - SMITH, ROSEMARIE	COM	14A	LMH	\$18,304.00	\$18,304.00	100.0	\$18,304.00	100.0	1	1	100.0	0	1
1999	0009	1329	REHAB - LIBBY, DEBRA	COM	14A	LMH	\$1,246.00	\$1,246.00	100.0	\$1,246.00	100.0	1	1	100.0	0	1
1999	0009	1330	REHAB - RAMIREZ, JOSE & MARIA	COM	14A	LMH	\$10,205.00	\$10,205.00	100.0	\$10,205.00	100.0	1	1	100.0	0	1
1999	0009	1331	REHAB - LAVOY, CHRISTOPHER & LOURDES	COM	14A	LMH	\$13,503.00	\$13,503.00	100.0	\$13,503.00	100.0	1	1	100.0	0	1
1999	TOTALS:	BUDGETED/UNDERWAY					\$0.00	\$0.00	0.0	\$0.00	0.0	0	0	0.0	0	0
		COMPLETED					\$78,194.85	\$78,194.85	100.0	\$78,194.85	100.0	8	8	100.0	0	8
							-----	-----	-----	-----	-----	-----	-----	-----	-----	-----
							\$78,194.85	\$78,194.85	100.0	\$78,194.85	100.0	8	8	100.0	0	8

PGM YEAR	PROJ ID	IDIS ACT ID	ACTIVITY NAME	STATUS	MTX CD	NTL OBJ	ACTIVITY FUNDED AMOUNT (CDBG Funds + LEVERAGING Funds)	CDBG FUNDED AMOUNT	% CDBG FUNDED	CDBG DRAWN AMOUNT	% CDBG DRAWN	OCCUPIED TOTAL	UNITS L/M	% L/M	CUMULATIVE	
															OCCUPIED OWNER	UNITS RENTER
1998	0001	751	TRDC - TIFFANY ROAD	COM	12				0.0	0.00	0.00	0	0	0.0	0	0
1998	0006	747	GLENKIRK	COM	14A	LMH	\$5,133.00	\$5,133.00	100.0	\$5,133.00	100.0	0	0	0.0	0	0
1998	TOTALS:	BUDGETED/UNDERWAY					\$0.00	\$0.00	0.0	\$0.00	0.0	0	0	0.0	0	0
		COMPLETED					\$5,133.00	\$5,133.00	100.0	\$5,133.00	100.0	0	0	0.0	0	0

U.S. Department of Housing and Urban Development
 Office of Community Planning and Development
 Integrated Disbursement and Information System
 CDBG Housing Activities
 LAKE COUNTY, IL

\$5,133.00 \$5,133.00 100.0 \$5,133.00 100.0 0 0 0.0 0 0

PGM YEAR	PROJ ID	IDIS ACT ID	ACTIVITY NAME	STATUS	MTX CD	NTL OBJ	ACTIVITY FUNDED AMOUNT (CDBG Funds + LEVERAGING Funds)	CDBG FUNDED AMOUNT	% CDBG FUNDED	CDBG DRAWN AMOUNT	% CDBG DRAWN	OCCUPIED TOTAL	UNITS L/M	CUMULATIVE		
														OCCUPIED OWNER	UNITS RENTER	
1997	0001	569	NAC-HOUSING 17720 & 17724 W HORSESHOE LN	COM	12	LMC	\$82,162.00	\$82,162.00	100.0	\$31,250.00	38.0	0	2	0.0	0	0
1997	0001	570	REBOUND YOUTH CENTER	COM	12	LMH	\$349,000.00	\$349,000.00	100.0	\$50,000.00	14.3	24	24	100.0	0	24
1997	0001	571	INDEPENDENCE CENTER	COM	12	LMH	\$493,172.00	\$493,172.00	100.0	\$100,000.00	20.3	19	19	100.0	0	19
1997	0001	572	LCRDC - SAFE HOUSING PROJECT	COM	14B	LMH	\$252,411.05	\$252,411.05	100.0	\$155,626.28	61.7	9	9	100.0	0	9
1997	0001	678	NAC- 17720-24 W. HORSESHOE LANE	COM	12				0.0	0.00	0.00	0	0	0.0	0	0
1997	0010	637	AHC REHAB-ADMIN	COM	14H	LMH	\$334,924.34	\$334,924.34	100.0	\$334,924.34	100.0	0	0	0.0	0	0
1997	0010	811	AHC REHAB - MENDEZ, NEFTALI	COM	14A	LMH	\$3,211.50	\$3,211.50	100.0	\$3,211.50	100.0	1	1	100.0	0	1
1997	0010	812	AHC REHAB - SORRENTINO, RONALD	COM	14A	LMH	\$3,900.00	\$3,900.00	100.0	\$3,900.00	100.0	1	1	100.0	0	1
1997	0010	1310	REHAB-KELLY, LAUREL	COM	14A	LMH	\$4,416.51	\$4,416.51	100.0	\$4,416.51	100.0	1	1	100.0	0	1
1997	0010	1311	REHAB-JOURNELL, CAROLYN	COM	14A	LMH	\$4,552.75	\$4,552.75	100.0	\$4,552.75	100.0	1	1	100.0	0	1
1997	0010	1312	REHAB - CARDONE, DORIANNA	COM	14A	LMH	\$4,789.95	\$4,789.95	100.0	\$4,789.95	100.0	1	1	100.0	0	1
1997	0010	1313	REHAB - LEVAS, JACQUELINE	COM	14A	LMH	\$16,607.75	\$16,607.75	100.0	\$16,607.75	100.0	1	1	100.0	0	1
1997	0010	1314	REHAB-WOODS, JANICE	COM	14A	LMH	\$12,170.88	\$12,170.88	100.0	\$12,170.88	100.0	1	1	100.0	0	1
1997	0010	1315	REHAB - MARKS, ALAN	COM	14A	LMH	\$2,693.25	\$2,693.25	100.0	\$2,693.25	100.0	1	1	100.0	0	1
1997	0010	1316	REHAB - MARTINEZ, DAGO	COM	14A	LMH	\$408.25	\$408.25	100.0	\$408.25	100.0	1	1	100.0	0	1
1997	0010	1317	REHAB - CRIEL, JOE	COM	14A	LMH	\$2,145.75	\$2,145.75	100.0	\$2,145.75	100.0	1	1	100.0	0	1
1997	0010	1318	REHAB - JENSEN, LAURA	COM	14A	LMH	\$25,000.00	\$25,000.00	100.0	\$25,000.00	100.0	1	1	100.0	0	1
1997	0010	1319	REHAB - CATE, LISA	COM	14A	LMH	\$6,991.25	\$6,991.25	100.0	\$6,991.25	100.0	1	1	100.0	0	1
1997	0010	1320	REHAB - MAHAN, AUDREY	COM	14A	LMH	\$6,956.50	\$6,956.50	100.0	\$6,956.50	100.0	1	1	100.0	0	1
1997	0010	1321	REHAB - PEOPLES, SUE	COM	14A	LMH	\$6,204.11	\$6,204.11	100.0	\$6,204.11	100.0	1	1	100.0	0	1
1997	0010	1322	REHAB - HAMM, DAVID & CHERISH	COM	14A	LMH	\$11,211.50	\$11,211.50	100.0	\$11,211.50	100.0	1	1	100.0	0	1
1997	0010	1332	REHAB - SPELLMAN, PAULA	COM	14A	LMH	\$6,346.75	\$6,346.75	100.0	\$6,346.75	100.0	1	1	100.0	0	1
1997	0011	680	ZION REHAB - BISHOP, SHIRLEY	COM	14A	LMH	\$6,388.00	\$6,388.00	100.0	\$6,388.00	100.0	1	1	100.0	1	0
1997	0012	659	WARREN PARK TOWNHOMES - ADAMS	COM	12	LMH	\$126,161.61	\$12,560.61	10.0	\$1,459.61	1.2	1	1	100.0	0	1

U.S. Department of Housing and Urban Development
 Office of Community Planning and Development
 Integrated Disbursement and Information System
 CDBG Housing Activities
 LAKE COUNTY, IL

1997	0012	660 WPT-TURNBULL, JEFF	COM	12	LMH	\$20,060.61	\$20,060.61	100.0	\$8,959.61	44.7	1	1	100.0	0	1
1997	0012	661 WARREN PARK TOWNHOMES - PARMAR	COM	12	LMH	\$110,161.61	\$12,560.61	11.4	\$1,459.61	1.3	1	1	100.0	0	1
1997	0012	662 WARREN PARK TOWNHOMES - MACWAN	COM	12	LMH	\$128,100.61	\$12,560.61	9.8	\$1,459.61	1.1	1	1	100.0	0	1
1997	0012	663 WPT - FOJUT, NEAL & SHEREE	COM	12	LMH	\$20,060.61	\$20,060.61	100.0	\$8,959.61	44.7	1	1	100.0	0	1
1997	0012	664 WPT-17688 W. HORSESHOE	COM	12	LMH	\$1,459.61	\$1,459.61	100.0	\$1,459.61	100.0	0	0	0.0	0	0
1997	0012	665 WARREN PARK TOWNHOMES - ANTUNEZ	COM	12	LMH	\$120,433.61	\$12,560.61	10.4	\$1,459.61	1.2	1	1	100.0	0	1
1997	0012	666 WARREN PARK TOWNHOMES - OLSEN	COM	12	LMH	\$131,650.61	\$13,560.61	10.3	\$1,459.61	1.1	1	1	100.0	0	1
1997	0012	667 WARREN PARK TOWNHOMES - PRATT	COM	12	LMH	\$130,279.61	\$12,560.61	9.6	\$1,459.61	1.1	1	1	100.0	0	1
1997	0012	668 WARREN PARK TOWNHOMES - BROGAN-CUSKER	COM	12	LMH	\$116,120.61	\$16,660.61	14.3	\$5,559.61	4.8	1	1	100.0	0	1
1997	0012	669 WARREN PARK TOWNHOMES - BLANK	COM	12	LMH	\$23,661.61	\$12,560.61	53.1	\$1,459.61	6.2	1	1	100.0	0	1
1997	0012	670 WARREN PARK TOWNHOMES - LAITILA	COM	12	LMH	\$130,367.61	\$12,560.61	9.6	\$1,459.61	1.1	1	1	100.0	0	1
1997	0012	671 WARREN PARK TOWNHOMES - DUNTON	COM	12	LMH	\$135,653.61	\$12,560.61	9.3	\$1,459.61	1.1	1	1	100.0	0	1
1997	0012	672 WARREN PARK TOWNHOMES - NORTHPOINTE #14	COM	12	LMH	\$128,648.61	\$12,560.61	9.8	\$1,459.61	1.1	1	1	100.0	0	1
1997	0012	673 WARREN PARK TOWNHOMES - NORTHPOINTE #15	COM	12	LMH	\$128,648.61	\$12,560.61	9.8	\$1,459.61	1.1	1	1	100.0	0	1
1997	0012	674 WARREN PARK TOWNHOMES - GREEN	COM	12	LMH	\$23,661.61	\$12,560.61	53.1	\$1,459.61	6.2	1	1	100.0	0	1
1997	0012	675 WARREN PARK TOWNHOMES - CALLAHAN	COM	12	LMH	\$23,661.61	\$12,560.61	53.1	\$1,459.61	6.2	1	1	100.0	0	1
1997	0012	676 WARREN PARK TOWNHOMES - BAPTISTE	COM	12	LMH	\$13,562.63	\$13,562.63	100.0	\$1,459.63	10.8	1	1	100.0	0	1
1997 TOTALS: BUDGETED/UNDERWAY						\$0.00	\$0.00	0.0	\$0.00	0.0	0	0	0.0	0	0
COMPLETED						\$3,148,019.09	\$1,871,756.09	59.4	\$841,168.32	26.7	86	88	102.3	1	85
						\$3,148,019.09	\$1,871,756.09	59.4	\$841,168.32	26.7	86	88	102.3	1	85

PGM YEAR	PROJ ID	IDIS ACT ID	ACTIVITY NAME	STATUS	MTX CD	NTL OBJ	ACTIVITY FUNDED	CDBG	% CDBG	CDBG	% CDBG	OCCUPIED TOTAL	UNITS L/M	% L/M	CUMULATIVE	
							AMOUNT (CDBG Funds + LEVERAGING Funds)	FUNDED AMOUNT	FUNDED	DRAWN AMOUNT	DRAWN				OWNER	RENTER
1996	0003	511	NAC HOUSING- MARC, EMMAUS, PARK, 29TH	COM	14B				0.0	0.00	0.00	0	0	0.0	0	0
1996	0004	512	LCHA REHAB PROGRAM ADMIN	COM	14H	LMH	\$102,344.62	\$102,344.62	100.0	\$102,344.62	100.0	31	31	100.0	0	31
1996	0004	650	NICASA BRIDGEHOUSE	COM	14A				0.0	0.00	0.00	0	0	0.0	0	0
1996	0052	658	WKREHAB - MAYE	COM	14A	LMH	\$51,474.00	\$51,474.00	100.0	\$0.00	0.0	1	1	100.0	1	0

U.S. Department of Housing and Urban Development
 Office of Community Planning and Development
 Integrated Disbursement and Information System
 CDBG Housing Activities
 LAKE COUNTY, IL

1996	TOTALS: BUDGETED/UNDERWAY	\$0.00	\$0.00	0.0	\$0.00	0.0	0	0	0.0	0	0
	COMPLETED	\$153,818.62	\$153,818.62	100.0	\$102,344.62	66.5	32	32	100.0	1	31
		\$153,818.62	\$153,818.62	100.0	\$102,344.62	66.5	32	32	100.0	1	31

PGM YEAR	PROJ ID	IDIS ACT ID	ACTIVITY NAME	STATUS	MTX CD	NTL OBJ	ACTIVITY FUNDED AMOUNT (CDBG Funds + LEVERAGING Funds)	CDBG FUNDED AMOUNT	% CDBG FUNDED	CDBG DRAWN AMOUNT	% CDBG DRAWN	OCCUPIED TOTAL	UNITS L/M	% L/M	CUMULATIVE OCCUPIED OWNER	UNITS RENTER
1995	0009	448	GLENKIRK	COM	14G	LMH	\$39,914.00	\$39,914.00	100.0	\$39,914.00	100.0	31	31	100.0	0	31
1995	0016	485	LAKE COUNTY HOUSING AUTHORITY	COM	14H	LMH	\$40,898.96	\$40,898.96	100.0	\$40,898.96	100.0	0	0	0.0	0	0
1995	0017	487	LITTLE CITY	COM	14G		0.0	0.00	0.00	0.00	0.00	0	0	0.0	0	0
1995	0032	501	NORTHPOINTE ACHIEVEMENT CENTER	COM	14G		0.0	0.00	0.00	0.00	0.00	0	0	0.0	0	0
1995	0069	454	LCHA HOMEOWNER REHAB LOAN FUND	COM	14A	LMH	\$52,735.74	\$52,735.74	100.0	\$52,735.74	100.0	9	9	100.0	9	0
1995	TOTALS:		BUDGETED/UNDERWAY				\$0.00	\$0.00	0.0	\$0.00	0.0	0	0	0.0	0	0
			COMPLETED				\$133,548.70	\$133,548.70	100.0	\$133,548.70	100.0	40	40	100.0	9	31
							\$133,548.70	\$133,548.70	100.0	\$133,548.70	100.0	40	40	100.0	9	31

PGM YEAR	PROJ ID	IDIS ACT ID	ACTIVITY NAME	STATUS	MTX CD	NTL OBJ	ACTIVITY FUNDED AMOUNT (CDBG Funds + LEVERAGING Funds)	CDBG FUNDED AMOUNT	% CDBG FUNDED	CDBG DRAWN AMOUNT	% CDBG DRAWN	OCCUPIED TOTAL	UNITS L/M	% L/M	CUMULATIVE OCCUPIED OWNER	UNITS RENTER
1994	0001	20	652 LENOX	COM	14A	LMH	\$3,234.00	\$3,234.00	100.0	\$0.00	0.0	0	0	0.0	0	0
1994	0002	394	LAKE COUNTY HOUSING AUTHORITY	COM	14A	LMH	\$0.00	\$0.00	0.0	\$0.00	0.0	0	0	0.0	0	0
1994	0002	395	LCHA - HOME REHAB PROJECT DELIVERY COSTS	COM	14A	LMH	\$0.00	\$0.00	0.0	\$0.00	0.0	23	23	100.0	0	23
1994	0002	396	NEIGHBORHOOD HOUSING SERVICES	COM	12	LMH	\$5,475.00	\$5,475.00	100.0	\$5,475.00	100.0	0	0	0.0	0	0
1994	0002	417	LAKE COUNTY HOUSING AUTHORITY	COM	14A	LMH	\$0.00	\$0.00	0.0	\$0.00	0.0	10	10	100.0	0	10
1994	TOTALS:		BUDGETED/UNDERWAY				\$0.00	\$0.00	0.0	\$0.00	0.0	0	0	0.0	0	0
			COMPLETED				\$8,709.00	\$8,709.00	100.0	\$5,475.00	62.8	33	33	100.0	0	33

IDIS - PR10

U.S. Department of Housing and Urban Development
Office of Community Planning and Development
Integrated Disbursement and Information System
CDBG Housing Activities
LAKE COUNTY, IL

DATE: 07-05-24
TIME: 11:06
PAGE: 17

\$8,709.00	\$8,709.00	100.0	\$5,475.00	62.8	33	33	100.0	0	33
------------	------------	-------	------------	------	----	----	-------	---	----



U.S. Department of Housing and Urban Development
 Office of Community Planning and Development
 Integrated Disbursement and Information System
 Status of HOME Activities - Entitlement
 LAKE COUNTY CONSORTIUM, IL

DATE: 07-05-24
 TIME: 11:10
 PAGE: 1

IDIS - PR22

Note:
 WAED - Written Agreement Execution Date
 IFD - Initial Funding Date

Tenure Type	Activity Type	IDIS Activity	Activity Address	Activity Status	Status Date	Total Units	Home Total HH Units Assisted	Commitment Date	Commitment Date Type	Committed Amount	Drawn Amount	PCT	
Rental	NEW CONSTRUCTION	4449	27888 N Beech St , Island Lake IL, 60042	Open	04/25/24	0	0	N/A	05/30/23	WAED	\$450,000.00	\$440,000.00	97.78%
Rental	ACQUISITION ONLY	4447	504 10th St , Waukegan IL, 60085	Completed	04/30/24	3	3	N/A	03/20/24	WAED	\$250,000.00	\$250,000.00	100.00%
Rental	ACQUISITION AND REHABILITATION	4143	565 S Genesee St , Waukegan IL, 60085	Completed	11/09/23	6	6	N/A	03/18/20	WAED	\$711,603.00	\$711,603.00	100.00%
Rental	ACQUISITION AND REHABILITATION	4268	1701 N McAree Rd , Waukegan IL, 60085	Open	08/29/23	3	3	N/A	11/01/21	WAED	\$716,758.00	\$708,758.00	98.88%
Rental	ACQUISITION AND REHABILITATION	4316	23790 N Overhill Dr , Lake Zurich IL, 60047	Completed	08/30/23	1	1	N/A	02/01/22	WAED	\$200,000.00	\$200,000.00	100.00%
Rental	ACQUISITION AND REHABILITATION	4317	23528 N Garden Ln , Lake Zurich IL, 60047	Completed	10/23/23	1	1	N/A	02/01/22	WAED	\$200,000.00	\$200,000.00	100.00%
Rental	ACQUISITION AND REHABILITATION	4318	212 E II Route 22 , Lake Zurich IL, 60047	Canceled	04/11/24	0	0	N/A	02/01/22	WAED	\$179,688.00	\$179,688.00	100.00%
Rental	ACQUISITION AND REHABILITATION	4444	900 Highland Ave , Wauconda IL, 60084	Final Draw	02/16/24	1	1	N/A	02/15/24	WAED	\$200,000.00	\$200,000.00	100.00%
Rental	ACQUISITION AND NEW CONSTRUCTION	4297	2801 Sunset Ave , Waukegan IL, 60087	Completed	01/04/24	4	4	N/A	01/13/22	WAED	\$420,742.00	\$420,742.00	100.00%
Rental	ACQUISITION AND NEW CONSTRUCTION	4360	513 E Hawley St , Mundelein IL, 60060	Open	11/28/23	2	2	N/A	11/23/22	WAED	\$471,979.70	\$337,663.00	71.54%
Homebuyer	ACQUISITION ONLY	4416	38725 N Hilltop Ave , Antioch IL, 60002	Completed	09/29/23	1	1	N/A	08/10/21	WAED	\$10,750.00	\$10,750.00	100.00%
Homebuyer	ACQUISITION ONLY	4417	324 Fairlawn Dr , Round Lake Park IL, 60073	Completed	09/29/23	1	1	N/A	08/10/21	WAED	\$14,999.00	\$14,999.00	100.00%
Homebuyer	ACQUISITION ONLY	4418	17930 W Greentree Rd , Grayslake IL, 60030	Completed	09/29/23	1	1	N/A	08/10/21	WAED	\$11,300.00	\$11,300.00	100.00%
Homebuyer	ACQUISITION ONLY	4419	1587 Shire Ct , Gurnee IL, 60031	Completed	09/29/23	1	1	N/A	08/10/21	WAED	\$13,950.00	\$13,950.00	100.00%
Homebuyer	ACQUISITION ONLY	4432	2614 Hermon Ave , Zion IL, 60099	Completed	01/24/24	1	1	N/A	08/10/21	WAED	\$8,000.00	\$8,000.00	100.00%
Homebuyer	ACQUISITION ONLY	4433	2614 Hermon Ave , Zion IL, 60099	Completed	01/24/24	1	1	N/A	08/10/21	WAED	\$9,800.00	\$9,800.00	100.00%
Homebuyer	ACQUISITION ONLY	4435	721 S McAlister Ave , Waukegan IL, 60085	Completed	02/21/24	1	1	N/A	08/10/21	WAED	\$10,050.00	\$10,050.00	100.00%
Homebuyer	ACQUISITION ONLY	4436	2632 W Grove Ave , Waukegan IL, 60085	Completed	02/21/24	1	1	N/A	08/10/21	WAED	\$13,500.00	\$13,500.00	100.00%
Homebuyer	ACQUISITION ONLY	4438	930 Park Ave W , Highland Park IL, 60035	Completed	02/21/24	1	1	N/A	12/08/23	WAED	\$12,000.00	\$12,000.00	100.00%
Homebuyer	ACQUISITION ONLY	4439	2833 Tyler Ave , Waukegan IL, 60087	Completed	02/21/24	1	1	N/A	12/08/23	WAED	\$12,500.00	\$12,500.00	100.00%
Homebuyer	ACQUISITION ONLY	4442	1509 Greenfield Ave , North Chicago IL, 60064	Completed	02/21/24	1	1	N/A	12/08/23	WAED	\$12,750.00	\$12,750.00	100.00%
Homebuyer	ACQUISITION ONLY	4445	219 Bluff Ct , Waukegan IL, 60085	Completed	03/21/24	1	1	N/A	12/08/23	WAED	\$8,850.00	\$8,850.00	100.00%
Homebuyer	ACQUISITION ONLY	4451	2223 Western Ave , Waukegan IL, 60087	Completed	05/14/24	1	1	N/A	12/08/23	WAED	\$10,750.00	\$10,750.00	100.00%
Homebuyer	ACQUISITION ONLY	4452	1464 Lincoln Pl , Highland Park IL, 60035	Completed	05/14/24	1	1	N/A	12/08/23	WAED	\$12,000.00	\$12,000.00	100.00%



U.S. Department of Housing and Urban Development
 Office of Community Planning and Development
 Integrated Disbursement and Information System
 Status of HOME Activities - Entitlement
 LAKE COUNTY CONSORTIUM, IL

IDIS - PR22

Note:
 WAED - Written Agreement Execution Date
 IFD - Initial Funding Date

Tenure Type	Activity Type	IDIS Activity	Activity Address	Activity Status	Status Date	Total Units	Home Total HH Units Assisted	Commitment Date	Commitment Date Type	Committed Amount	Drawn Amount	PCT	
Homeowner Rehab	REHABILITATION	4365	1805 Greenfield Ave , North Chicago IL, 60064	Completed	07/12/23	1	1	N/A	02/05/20	WAED	\$37,184.55	\$37,184.55	100.00%
Homeowner Rehab	REHABILITATION	4385	945 Broadway Ave , North Chicago IL, 60064	Completed	07/12/23	1	1	N/A	05/26/20	WAED	\$30,482.55	\$30,482.55	100.00%
Homeowner Rehab	REHABILITATION	4387	2101 Kristan Ave , North Chicago IL, 60064	Completed	08/30/23	1	1	N/A	05/26/20	WAED	\$23,800.00	\$23,800.00	100.00%
Homeowner Rehab	REHABILITATION	4392	2118 Sherman Ave , North Chicago IL, 60064	Completed	08/30/23	1	1	N/A	05/26/20	WAED	\$49,825.05	\$49,825.05	100.00%
Homeowner Rehab	REHABILITATION	4429	2305 Argonne Dr , North Chicago IL, 60064	Completed	01/24/24	1	1	N/A	04/03/23	WAED	\$40,772.55	\$40,772.55	100.00%
Homeowner Rehab	REHABILITATION	4453	1933 Elizabeth Ave , North Chicago IL, 60064	Open	0.00	1	1	N/A	04/03/23	WAED	\$40,417.70	\$40,367.70	99.88%
AD/CO/CC	AD/CO/CC	4359	, ,	Completed	11/15/23	0	0	0	11/23/22	IFD	\$40,000.00	\$40,000.00	100.00%
AD/CO/CC	AD/CO/CC	4369	, ,	Final Draw	06/24/24	0	0	0	12/08/22	IFD	\$152,016.00	\$152,016.00	100.00%
AD/CO/CC	AD/CO/CC	4386	, ,	Completed	11/15/23	0	0	0	04/26/23	IFD	\$40,000.00	\$40,000.00	100.00%
AD/CO/CC	AD/CO/CC	4437	, ,	Open	01/29/24	0	0	0	01/17/24	IFD	\$40,000.00	\$24,840.00	62.10%
AD/CO/CC	AD/CO/CC	4446	, ,	Completed	04/30/24	0	0	0	04/02/24	IFD	\$40,000.00	\$40,000.00	100.00%
AD/CO/CC	AD/CO/CC	4454	, ,	Open	06/24/24	0	0	0	06/05/24	IFD	\$183,830.20	\$29,114.96	15.84%



U.S. Department of Housing and Urban Development
 Office of Community Planning and Development
 Integrated Disbursement and Information System
 CDBG and CDBG-CV Summary of Accomplishments
 Program Year: 2023

DATE: 07-05-24
 TIME: 11:15
 PAGE: 1

LAKE COUNTY

Count of CDBG and CDBG-CV Activities with Disbursements by Activity Group & Matrix Code

Activity Group	Activity Category	Open Count	Open Activities Disbursed	Completed Count	Completed Activities Disbursed	Program Year Count	Total Activities Disbursed
Acquisition	Acquisition of Real Property (01)	1	\$211,291.00	9	\$812,622.00	10	\$1,023,913.00
	Cleanup of Contaminated Sites (04A)	0	\$0.00	1	\$0.00	1	\$0.00
	Total Acquisition	1	\$211,291.00	10	\$812,622.00	11	\$1,023,913.00
Housing	Homeownership Assistance-excluding Housing Counseling under 24 CFR 5.100 (13B)	1	\$101,639.69	0	\$0.00	1	\$101,639.69
	Rehab; Single-Unit Residential (14A)	2	\$170,445.95	4	\$117,709.54	6	\$288,155.49
	Rehab; Multi-Unit Residential (14B)	0	\$0.00	1	\$72,958.44	1	\$72,958.44
	Acquisition for Rehabilitation (14G)	1	\$158,634.35	0	\$0.00	1	\$158,634.35
	Rehabilitation Administration (14H)	1	\$73,483.67	1	\$1,460.97	2	\$74,944.64
	Total Housing	5	\$504,203.66	6	\$192,128.95	11	\$696,332.61
	Public Facilities and Improvements	Facility for Persons with Disabilities (03B)	0	\$0.00	1	\$276,375.40	1
	Homeless Facilities (not operating costs) (03C)	0	\$0.00	2	\$28,032.00	2	\$28,032.00
	Neighborhood Facilities (03E)	0	\$0.00	2	\$144,200.00	2	\$144,200.00
	Parks, Recreational Facilities (03F)	0	\$0.00	1	\$71,280.11	1	\$71,280.11
	Parking Facilities (03G)	1	\$99,981.40	0	\$0.00	1	\$99,981.40
	Water/Sewer Improvements (03J)	0	\$0.00	1	\$814,981.76	1	\$814,981.76
	Sidewalks (03L)	0	\$0.00	1	\$80,000.00	1	\$80,000.00
	Abused and Neglected Children Facilities (03Q)	0	\$0.00	1	\$0.00	1	\$0.00
	Other Public Improvements Not Listed in 03A-03S (03Z)	1	\$0.00	1	\$0.00	2	\$0.00
	Total Public Facilities and Improvements	2	\$99,981.40	10	\$1,414,869.27	12	\$1,514,850.67
Public Services	Operating Costs of Homeless/AIDS Patients Programs (03T)	1	\$0.00	5	\$151,628.78	6	\$151,628.78
	Senior Services (05A)	0	\$0.00	2	\$25,207.00	2	\$25,207.00
	Services for Persons with Disabilities (05B)	1	\$9,193.59	3	\$37,021.00	4	\$46,214.59
	Legal Services (05C)	1	\$7,747.92	3	\$59,229.28	4	\$66,977.20
	Youth Services (05D)	0	\$0.00	2	\$7,025.37	2	\$7,025.37



U.S. Department of Housing and Urban Development
 Office of Community Planning and Development
 Integrated Disbursement and Information System
 CDBG and CDBG-CV Summary of Accomplishments
 Program Year: 2023

DATE: 07-05-24
 TIME: 11:15
 PAGE: 2

LAKE COUNTY

Activity Group	Activity Category	Open Count	Open Activities Disbursed	Completed Count	Completed Activities Disbursed	Program Year Count	Total Activities Disbursed
Public Services	Transportation Services (05E)	3	\$33,286.98	0	\$0.00	3	\$33,286.98
	Employment Training (05H)	0	\$0.00	7	\$95,813.44	7	\$95,813.44
	Fair Housing Activities (if CDBG, then subject to 15% cap) (05J)	1	\$36,396.69	1	\$38,309.77	2	\$74,706.46
	Abused and Neglected Children (05N)	1	\$7,840.11	1	\$712.64	2	\$8,552.75
	Subsistence Payment (05Q)	2	\$86,195.97	1	\$204,409.02	3	\$290,604.99
	Housing Counseling only, under 24 CFR 5.100 (05U)	1	\$118,606.07	0	\$0.00	1	\$118,606.07
	Food Banks (05W)	0	\$0.00	2	\$119,400.96	2	\$119,400.96
	Other Public Services Not Listed in 05A-05Y, 03T (05Z)	1	\$16,854.72	2	\$2,468.28	3	\$19,323.00
	Total Public Services		12	\$316,122.05	29	\$741,225.54	41
General Administration and Planning	General Program Administration (21A)	2	\$367,348.09	2	\$482,855.14	4	\$850,203.23
	Total General Administration and Planning	2	\$367,348.09	2	\$482,855.14	4	\$850,203.23
Other	CDBG Non-profit Organization Capacity Building (19C)	1	\$1,047.50	0	\$0.00	1	\$1,047.50
	Total Other	1	\$1,047.50	0	\$0.00	1	\$1,047.50
Grand Total		23	\$1,499,993.70	57	\$3,643,700.90	80	\$5,143,694.60



U.S. Department of Housing and Urban Development
 Office of Community Planning and Development
 Integrated Disbursement and Information System
 CDBG and CDBG-CV Summary of Accomplishments
 Program Year: 2023

DATE: 07-05-24
 TIME: 11:15
 PAGE: 3

LAKE COUNTY

CDBG and CDBG-CV Sum of Actual Accomplishments by Activity Group and Accomplishment Type

Activity Group	Matrix Code	Accomplishment Type	Open Count	Completed Count	Program Year Totals
Acquisition	Acquisition of Real Property (01)	Housing Units	1	14	15
	Total Acquisition		1	14	15
Housing	Homeownership Assistance-excluding Housing Counseling under 24 CFR 5.100 (13B)	Households	1	0	1
	Rehab; Single-Unit Residential (14A)	Housing Units	1	3	4
	Rehab; Multi-Unit Residential (14B)	Housing Units	0	148	148
	Acquisition for Rehabilitation (14G)	Housing Units	1	0	1
	Rehabilitation Administration (14H)	Housing Units	1	1	2
	Total Housing		4	152	156
Public Facilities and Improvements	Facility for Persons with Disabilities (03B)	Public Facilities	0	13	13
	Homeless Facilities (not operating costs) (03C)	Public Facilities	0	754	754
	Neighborhood Facilities (03E)	Public Facilities	0	3,875	3,875
	Parks, Recreational Facilities (03F)	Public Facilities	0	6,460	6,460
	Parking Facilities (03G)	Public Facilities	1,570	0	1,570
	Water/Sewer Improvements (03J)	Persons	0	5,005	5,005
	Sidewalks (03L)	Persons	0	11,205	11,205
	Abused and Neglected Children Facilities (03Q)	Public Facilities	0	426	426
	Other Public Improvements Not Listed in 03A-03S (03Z)	Persons	0	215	215
	Total Public Facilities and Improvements		1,570	27,953	29,523
Public Services	Operating Costs of Homeless/AIDS Patients Programs (03T)	Persons	0	4,042	4,042
	Senior Services (05A)	Persons	0	1,392	1,392
	Services for Persons with Disabilities (05B)	Persons	52	102	154
	Legal Services (05C)	Persons	131	202	333
	Youth Services (05D)	Persons	0	1,055	1,055
	Transportation Services (05E)	Persons	610	0	610
	Employment Training (05H)	Persons	0	744	744
	Fair Housing Activities (if CDBG, then subject to 15% cap) (05J)	Persons	39	49	88
	Abused and Neglected Children (05N)	Persons	129	112	241
	Subsistence Payment (05Q)	Persons	80	0	80



U.S. Department of Housing and Urban Development
 Office of Community Planning and Development
 Integrated Disbursement and Information System
 CDBG and CDBG-CV Summary of Accomplishments
 Program Year: 2023

DATE: 07-05-24
 TIME: 11:15
 PAGE: 4

LAKE COUNTY

Activity Group	Matrix Code	Accomplishment Type	Open Count	Completed Count	Program Year Totals
Public Services	Housing Counseling only, under 24 CFR 5.100 (05U)	Persons	138	0	138
	Food Banks (05W)	Persons	0	74,893	74,893
	Other Public Services Not Listed in 05A-05Y, 03T (05Z)	Persons	467	2,039	2,506
	Total Public Services		1,646	84,630	86,276
Other	CDBG Non-profit Organization Capacity Building (19C)	Organizations	1	0	1
	Total Other		1	0	1
Grand Total			3,222	112,749	115,971



LAKE COUNTY

CDBG and CDBG-CV Beneficiaries by Racial / Ethnic Category

Housing-Non Housing	Race	Total Persons	Total Hispanic Persons	Total Households	Total Hispanic Households
Housing	White	0	0	114	6
	Black/African American	0	0	2	0
	Asian	0	0	28	0
	Other multi-racial	0	0	13	0
	Total Housing	0	0	157	6
Non Housing	White	39,313	17,108	13	1
	Black/African American	12,978	89	3	0
	Asian	401	2	0	0
	American Indian/Alaskan Native	76	1	0	0
	Native Hawaiian/Other Pacific Islander	23	1	0	0
	American Indian/Alaskan Native & White	3	1	0	0
	Asian & White	9	1	0	0
	Black/African American & White	46	8	0	0
	Amer. Indian/Alaskan Native & Black/African Amer.	1	0	0	0
	Other multi-racial	6,338	919	0	0
	Total Non Housing	59,188	18,130	16	1
Grand Total	White	39,313	17,108	127	7
	Black/African American	12,978	89	5	0
	Asian	401	2	28	0
	American Indian/Alaskan Native	76	1	0	0
	Native Hawaiian/Other Pacific Islander	23	1	0	0
	American Indian/Alaskan Native & White	3	1	0	0
	Asian & White	9	1	0	0
	Black/African American & White	46	8	0	0
	Amer. Indian/Alaskan Native & Black/African Amer.	1	0	0	0
	Other multi-racial	6,338	919	13	0
Total Grand Total	59,188	18,130	173	7	



LAKE COUNTY

CDBG and CDBG-CV Beneficiaries by Income Category [\(Click here to view activities\)](#)

	Income Levels	Owner Occupied	Renter Occupied	Persons
Housing	Extremely Low (<=30%)	1	102	0
	Low (>30% and <=50%)	0	33	0
	Mod (>50% and <=80%)	1	2	0
	Total Low-Mod	2	137	0
	Non Low-Mod (>80%)	0	13	0
	Total Beneficiaries	2	150	0
Non Housing	Extremely Low (<=30%)	0	1	2,072
	Low (>30% and <=50%)	0	2	807
	Mod (>50% and <=80%)	3	0	77
	Total Low-Mod	3	3	2,956
	Non Low-Mod (>80%)	0	0	10
	Total Beneficiaries	3	3	2,966



U.S. Department of Housing and Urban Development
Office of Community Planning and Development
Integrated Disbursement and Information System
HOME Summary of Accomplishments

DATE: 07-05-24
TIME: 11:16
PAGE: 1

Program Year: 2023
Start Date 01-May-2023 - End Date 30-Apr-2024
LAKE COUNTY CONSORTIUM
Home Disbursements and Unit Completions

Activity Type	Disbursed Amount	Units Completed	Units Occupied
Rentals	\$1,782,345.00	15	14
First Time Homebuyers	\$156,449.00	14	14
Existing Homeowners	\$230,329.70	6	6
Total, Rentals and TBRA	\$1,782,345.00	15	14
Total, Homebuyers and Homeowners	\$386,778.70	20	20
Grand Total	\$2,169,123.70	35	34



Program Year: 2023

Start Date 01-May-2023 - End Date 30-Apr-2024

LAKE COUNTY CONSORTIUM

Home Unit Completions by Percent of Area Median Income

Activity Type						Units Completed	
	0% - 30%	31% - 50%	51% - 60%	61% - 80%	Total 0% - 60%	Total 0% - 80%	
Rentals	5	4	3	2	12	14	
First Time Homebuyers	0	0	4	10	4	14	
Existing Homeowners	1	1	1	3	3	6	
Total, Rentals and TBRA	5	4	3	2	12	14	
Total, Homebuyers and Homeowners	1	1	5	13	7	20	
Grand Total	6	5	8	15	19	34	

Home Unit Reported As Vacant

Activity Type	Reported as Vacant
Rentals	1
First Time Homebuyers	0
Existing Homeowners	0
Total, Rentals and TBRA	1
Total, Homebuyers and Homeowners	0
Grand Total	1



Program Year: 2023

Start Date 01-May-2023 - End Date 30-Apr-2024

LAKE COUNTY CONSORTIUM

Home Unit Completions by Racial / Ethnic Category

	Rentals		First Time Homebuyers		Existing Homeowners	
	Units Completed	Units Completed - Hispanics	Units Completed	Units Completed - Hispanics	Units Completed	Units Completed - Hispanics
White	7	5	10	8	0	0
Black/African American	7	0	3	1	5	0
American Indian/Alaskan Native	0	0	1	0	0	0
Other multi-racial	0	0	0	0	1	0
Total	14	5	14	9	6	0

	Total, Rentals and TBRA		Total, Homebuyers and Homeowners		Grand Total	
	Units Completed	Units Completed - Hispanics	Units Completed	Units Completed - Hispanics	Units Completed	Units Completed - Hispanics
White	7	5	10	8	17	13
Black/African American	7	0	8	1	15	1
American Indian/Alaskan Native	0	0	1	0	1	0
Other multi-racial	0	0	1	0	1	0
Total	14	5	20	9	34	14



U.S. Department of Housing and Urban Development
 Office of Community Planning and Development
 Integrated Disbursement and Information System
 PR 25 - Status of CHDO Funds by Fiscal Year Report

DATE: 07-05-24
 TIME: 11:18
 PAGE: 1

HQ = All

Funds Subgranted To CHDOS

Fiscal Year	PJ Name	CHDO Name	Fund Type	Amount	Amount	Balance	%	Amount	%
				Subgranted	Committed	to Commit	Committed	Disbursed	Disbursed
2023	LAKE COUNTY	Community Partners for Affordable Housing	CO	\$40,000.00	\$40,000.00	\$0.00	100.0%	\$24,840.00	62.1%
		HOUSING OPPORTUNITY DEVELOPMENT CORP	CO	\$40,000.00	\$40,000.00	\$0.00	100.0%	\$40,000.00	100.0%
Fund Type Total for 2023			CO	\$80,000.00	\$80,000.00	\$0.00	100.0%	\$64,840.00	81.1%

Funds Not Subgranted To CHDOS

Fiscal Year	PJ Name	Fund Type	Balance to Subgrant
2023	LAKE COUNTY	CR CHDO RESERVE	\$266,220.75
Total For 2023 Funds (CR+CC+CL)			\$266,220.75
Total For 2023 Funds (CO)			\$80,000.00

Funds Subgranted To CHDOS

Fiscal Year	PJ Name	CHDO Name	Fund Type	Amount	Amount	Balance	%	Amount	%
				Subgranted	Committed	to Commit	Committed	Disbursed	Disbursed
2022	LAKE COUNTY	Community Partners for Affordable Housing	CO	\$40,000.00	\$40,000.00	\$0.00	100.0%	\$40,000.00	100.0%
		HOUSING OPPORTUNITY DEVELOPMENT CORP	CO	\$40,000.00	\$40,000.00	\$0.00	100.0%	\$40,000.00	100.0%
Fund Type Total for 2022			CO	\$80,000.00	\$80,000.00	\$0.00	100.0%	\$80,000.00	100.0%

Funds Not Subgranted To CHDOS

Fiscal Year	PJ Name	Fund Type	Balance to Subgrant
2022	LAKE COUNTY	CR CHDO RESERVE	\$275,745.30
Total For 2022 Funds (CR+CC+CL)			\$275,745.30
Total For 2022 Funds (CO)			\$80,000.00



U.S. Department of Housing and Urban Development
 Office of Community Planning and Development
 Integrated Disbursement and Information System
 PR 25 - Status of CHDO Funds by Fiscal Year Report

DATE: 07-05-24
 TIME: 11:18
 PAGE: 2

HQ = All

Funds Subgranted To CHDOS

Fiscal Year	PJ Name	CHDO Name	Fund Type	Balance					
				Amount Subgranted	Amount Committed	to Commit	% Committed	Amount Disbursed	% Disbursed
2021	LAKE COUNTY	Community Partners for Affordable Housing	CO	\$30,000.00	\$30,000.00	\$0.00	100.0%	\$30,000.00	100.0%
			CR	\$300,000.00	\$85,000.00	\$215,000.00	28.3%	\$85,000.00	100.0%
Fund Type Total for 2021			CO	\$30,000.00	\$30,000.00	\$0.00	100.0%	\$30,000.00	100.0%
			CR	\$300,000.00	\$85,000.00	\$215,000.00	28.3%	\$85,000.00	100.0%

Funds Not Subgranted To CHDOS

Fiscal Year	PJ Name	Fund Type	Balance to Subgrant
2021	LAKE COUNTY	CR CHDO RESERVE	\$249,372.45
Total For 2021 Funds (CR+CC+CL)			\$549,372.45
Total For 2021 Funds (CO)			\$30,000.00

Funds Not Subgranted To CHDOS

Fiscal Year	PJ Name	Fund Type	Balance to Subgrant
2020	LAKE COUNTY	CR CHDO RESERVE	\$250,546.65
Total For 2020 Funds (CR+CC+CL)			\$250,546.65
Total For 2020 Funds (CO)			\$0.00

Funds Subgranted To CHDOS

Fiscal Year	PJ Name	CHDO Name	Fund Type	Balance					
				Amount Subgranted	Amount Committed	to Commit	% Committed	Amount Disbursed	% Disbursed
2019	LAKE COUNTY	Community Partners for Affordable Housing	CR	\$465,699.80	\$465,699.80	\$0.00	100.0%	\$465,699.80	100.0%
		HOUSING OPPORTUNITY DEVELOPMENT CORP	CO	\$30,000.00	\$30,000.00	\$0.00	100.0%	\$30,000.00	100.0%
		LAKE COUNTY RESIDENTIAL DEVELOPMENT CORP	CO	\$20,000.00	\$20,000.00	\$0.00	100.0%	\$20,000.00	100.0%
Fund Type Total for 2019			CO	\$50,000.00	\$50,000.00	\$0.00	100.0%	\$50,000.00	100.0%
			CR	\$465,699.80	\$465,699.80	\$0.00	100.0%	\$465,699.80	100.0%
Total For 2019 Funds (CR+CC+CL)				\$465,699.80					
Total For 2019 Funds (CO)				\$50,000.00					



U.S. Department of Housing and Urban Development
 Office of Community Planning and Development
 Integrated Disbursement and Information System
 PR 25 - Status of CHDO Funds by Fiscal Year Report

DATE: 07-05-24
 TIME: 11:18
 PAGE: 3

HQ = All

Funds Subgranted To CHDOS

Fiscal Year	PJ Name	CHDO Name	Fund Type	Amount		Balance		Amount	%
				Subgranted	Committed	to Commit	Committed		
2018	LAKE COUNTY	Community Partners for Affordable Housing	CR	\$463,917.00	\$463,917.00	\$0.00	100.0%	\$463,917.00	100.0%
		HOUSING OPPORTUNITY DEVELOPMENT CORP	CR	\$22,826.00	\$22,826.00	\$0.00	100.0%	\$22,826.00	100.0%
Fund Type Total for 2018			CR	\$486,743.00	\$486,743.00	\$0.00	100.0%	\$486,743.00	100.0%
Total For 2018 Funds (CR+CC+CL)				\$486,743.00					
Total For 2018 Funds (CO)				\$0.00					

Funds Subgranted To CHDOS

Fiscal Year	PJ Name	CHDO Name	Fund Type	Amount		Balance		Amount	%
				Subgranted	Committed	to Commit	Committed		
2017	LAKE COUNTY	Community Partners for Affordable Housing	CR	\$65,981.84	\$65,981.84	\$0.00	100.0%	\$65,981.84	100.0%
		COMMUNITY PARTNERS FOR AFFORDABLE HOUSING	CO	\$30,000.00	\$30,000.00	\$0.00	100.0%	\$30,000.00	100.0%
			CR	\$190,000.00	\$190,000.00	\$0.00	100.0%	\$190,000.00	100.0%
Fund Type Total for 2017			CO	\$30,000.00	\$30,000.00	\$0.00	100.0%	\$30,000.00	100.0%
			CR	\$255,981.84	\$255,981.84	\$0.00	100.0%	\$255,981.84	100.0%
Total For 2017 Funds (CR+CC+CL)				\$255,981.84					
Total For 2017 Funds (CO)				\$30,000.00					

Funds Subgranted To CHDOS

Fiscal Year	PJ Name	CHDO Name	Fund Type	Amount		Balance		Amount	%
				Subgranted	Committed	to Commit	Committed		
2016	LAKE COUNTY	COMMUNITY PARTNERS FOR AFFORDABLE HOUSING	CO	\$15,000.00	\$15,000.00	\$0.00	100.0%	\$15,000.00	100.0%
			CR	\$304,000.00	\$304,000.00	\$0.00	100.0%	\$304,000.00	100.0%
		HOUSING OPPORTUNITY DEVELOPMENT CORP	CL	\$31,871.00	\$31,871.00	\$0.00	100.0%	\$31,871.00	100.0%
		LAKE COUNTY RESIDENTIAL DEVELOPMENT CORP	CO	\$15,000.00	\$15,000.00	\$0.00	100.0%	\$15,000.00	100.0%
			CR	\$156,178.00	\$156,178.00	\$0.00	100.0%	\$156,178.00	100.0%
Fund Type Total for 2016			CL	\$31,871.00	\$31,871.00	\$0.00	100.0%	\$31,871.00	100.0%
			CO	\$30,000.00	\$30,000.00	\$0.00	100.0%	\$30,000.00	100.0%
			CR	\$460,178.00	\$460,178.00	\$0.00	100.0%	\$460,178.00	100.0%
Total For 2016 Funds (CR+CC+CL)				\$492,049.00					
Total For 2016 Funds (CO)				\$30,000.00					



U.S. Department of Housing and Urban Development
 Office of Community Planning and Development
 Integrated Disbursement and Information System
 PR 25 - Status of CHDO Funds by Fiscal Year Report

DATE: 07-05-24
 TIME: 11:18
 PAGE: 4

HQ = All

Funds Subgranted To CHDOS

Fiscal Year	PJ Name	CHDO Name	Fund Type	Amount		Balance		Amount	%
				Subgranted	Committed	to Commit	Committed		
2015	LAKE COUNTY	COMMUNITY PARTNERS FOR AFFORDABLE HOUSING	CO	\$20,000.00	\$20,000.00	\$0.00	100.0%	\$20,000.00	100.0%
			CR	\$157,500.00	\$157,500.00	\$0.00	100.0%	\$157,500.00	100.0%
		LAKE COUNTY RESIDENTIAL DEVELOPMENT CORP	CO	\$20,000.00	\$20,000.00	\$0.00	100.0%	\$20,000.00	100.0%
Fund Type Total for 2015			CO	\$40,000.00	\$40,000.00	\$0.00	100.0%	\$40,000.00	100.0%
			CR	\$157,500.00	\$157,500.00	\$0.00	100.0%	\$157,500.00	100.0%
Total For 2015 Funds (CR+CC+CL)				\$157,500.00					
Total For 2015 Funds (CO)				\$40,000.00					

Funds Subgranted To CHDOS

Fiscal Year	PJ Name	CHDO Name	Fund Type	Amount		Balance		Amount	%
				Subgranted	Committed	to Commit	Committed		
2014	LAKE COUNTY	COMMUNITY PARTNERS FOR AFFORDABLE HOUSING	CO	\$15,000.00	\$15,000.00	\$0.00	100.0%	\$15,000.00	100.0%
			CR	\$291,919.25	\$291,919.25	\$0.00	100.0%	\$291,919.25	100.0%
		HABITAT FOR HUMANITY LAKE COUNTY	CO	\$19,429.00	\$19,429.00	\$0.00	100.0%	\$19,429.00	100.0%
		LAKE COUNTY RESIDENTIAL DEVELOPMENT CORP	CO	\$19,430.00	\$19,430.00	\$0.00	100.0%	\$19,430.00	100.0%
			CR	\$435,251.70	\$435,251.70	\$0.00	100.0%	\$435,251.70	100.0%
Fund Type Total for 2014			CO	\$53,859.00	\$53,859.00	\$0.00	100.0%	\$53,859.00	100.0%
			CR	\$727,170.95	\$727,170.95	\$0.00	100.0%	\$727,170.95	100.0%
Total For 2014 Funds (CR+CC+CL)				\$727,170.95					
Total For 2014 Funds (CO)				\$53,859.00					

Funds Subgranted To CHDOS

Fiscal Year	PJ Name	CHDO Name	Fund Type	Amount		Balance		Amount	%
				Subgranted	Committed	to Commit	Committed		
2013	LAKE COUNTY	COMMUNITY PARTNERS FOR AFFORDABLE HOUSING	CO	\$15,000.00	\$15,000.00	\$0.00	100.0%	\$15,000.00	100.0%
			CR	\$245,320.00	\$245,320.00	\$0.00	100.0%	\$245,320.00	100.0%
		HABITAT FOR HUMANITY LAKE COUNTY	CR	\$31,085.41	\$31,085.41	\$0.00	100.0%	\$31,085.41	100.0%
		LAKE COUNTY RESIDENTIAL DEVELOPMENT CORP	CO	\$15,000.00	\$15,000.00	\$0.00	100.0%	\$15,000.00	100.0%
			CR	\$388,478.93	\$388,478.93	\$0.00	100.0%	\$388,478.93	100.0%
Fund Type Total for 2013			CO	\$30,000.00	\$30,000.00	\$0.00	100.0%	\$30,000.00	100.0%
			CR	\$664,884.34	\$664,884.34	\$0.00	100.0%	\$664,884.34	100.0%
Total For 2013 Funds (CR+CC+CL)				\$664,884.34					
Total For 2013 Funds (CO)				\$30,000.00					



U.S. Department of Housing and Urban Development
 Office of Community Planning and Development
 Integrated Disbursement and Information System
 PR 25 - Status of CHDO Funds by Fiscal Year Report

DATE: 07-05-24
 TIME: 11:18
 PAGE: 5

HQ = All

Funds Subgranted To CHDOS

Fiscal Year	PJ Name	CHDO Name	Fund Type	Amount		Balance		%	
				Subgranted	Committed	to Commit	Committed	Amount Disbursed	% Disbursed
2012	LAKE COUNTY	COMMUNITY PARTNERS FOR AFFORDABLE HOUSING	CO	\$16,585.00	\$16,585.00	\$0.00	100.0%	\$16,585.00	100.0%
		HABITAT FOR HUMANITY LAKE COUNTY	CO	\$16,586.00	\$16,586.00	\$0.00	100.0%	\$16,586.00	100.0%
		LAKE COUNTY RESIDENTIAL DEVELOPMENT CORP	CO	\$16,585.00	\$16,585.00	\$0.00	100.0%	\$16,585.00	100.0%
		Fund Type Total for 2012	CO	\$49,756.00	\$49,756.00	\$0.00	100.0%	\$49,756.00	100.0%
			CR	\$260,000.00	\$260,000.00	\$0.00	100.0%	\$260,000.00	100.0%
Total For 2012 Funds (CR+CC+CL)				\$260,000.00					
Total For 2012 Funds (CO)				\$49,756.00					

Funds Subgranted To CHDOS

Fiscal Year	PJ Name	CHDO Name	Fund Type	Amount		Balance		%	
				Subgranted	Committed	to Commit	Committed	Amount Disbursed	% Disbursed
2011	LAKE COUNTY	COMMUNITY PARTNERS FOR AFFORDABLE HOUSING	CO	\$18,809.00	\$18,809.00	\$0.00	100.0%	\$18,809.00	100.0%
		HABITAT FOR HUMANITY LAKE COUNTY	CO	\$18,809.00	\$18,809.00	\$0.00	100.0%	\$18,809.00	100.0%
		LAKE COUNTY RESIDENTIAL DEVELOPMENT CORP	CO	\$18,809.00	\$18,809.00	\$0.00	100.0%	\$18,809.00	100.0%
		YOUTHBUILD LAKE COUNTY	CO	\$18,809.00	\$18,809.00	\$0.00	100.0%	\$18,809.00	100.0%
			CO	\$75,236.00	\$75,236.00	\$0.00	100.0%	\$75,236.00	100.0%
			CR	\$802,501.30	\$802,501.30	\$0.00	100.0%	\$802,501.30	100.0%
Fund Type Total for 2011									
Total For 2011 Funds (CR+CC+CL)				\$802,501.30					
Total For 2011 Funds (CO)				\$75,236.00					



U.S. Department of Housing and Urban Development
 Office of Community Planning and Development
 Integrated Disbursement and Information System
 PR 25 - Status of CHDO Funds by Fiscal Year Report

DATE: 07-05-24
 TIME: 11:18
 PAGE: 6

HQ = All

Funds Subgranted To CHDOS

Fiscal Year	PJ Name	CHDO Name	Fund Type	Amount		Balance		%	
				Subgranted	Committed	to Commit	Committed	Amount Disbursed	% Disbursed
2010	LAKE COUNTY	COMMUNITY PARTNERS FOR AFFORDABLE HOUSING	CO	\$21,208.00	\$21,208.00	\$0.00	100.0%	\$21,208.00	100.0%
			CR	\$325,000.00	\$325,000.00	\$0.00	100.0%	\$325,000.00	100.0%
		HABITAT FOR HUMANITY LAKE COUNTY	CO	\$21,208.00	\$21,208.00	\$0.00	100.0%	\$21,208.00	100.0%
			CR	\$120,000.00	\$120,000.00	\$0.00	100.0%	\$120,000.00	100.0%
		LAKE COUNTY RESIDENTIAL DEVELOPMENT CORP	CO	\$19,939.00	\$19,939.00	\$0.00	100.0%	\$19,939.00	100.0%
		YOUTHBUILD LAKE COUNTY	CO	\$21,208.00	\$21,208.00	\$0.00	100.0%	\$21,208.00	100.0%
Fund Type Total for 2010			CO	\$83,563.00	\$83,563.00	\$0.00	100.0%	\$83,563.00	100.0%
			CR	\$445,000.00	\$445,000.00	\$0.00	100.0%	\$445,000.00	100.0%
Total For 2010 Funds (CR+CC+CL)				\$445,000.00					
Total For 2010 Funds (CO)				\$83,563.00					

Funds Subgranted To CHDOS

Fiscal Year	PJ Name	CHDO Name	Fund Type	Amount		Balance		%	
				Subgranted	Committed	to Commit	Committed	Amount Disbursed	% Disbursed
2009	LAKE COUNTY	COMMUNITY PARTNERS FOR AFFORDABLE HOUSING	CO	\$19,640.00	\$19,640.00	\$0.00	100.0%	\$19,640.00	100.0%
			CR	\$22,387.00	\$22,387.00	\$0.00	100.0%	\$22,387.00	100.0%
		HABITAT FOR HUMANITY LAKE COUNTY	CO	\$22,387.00	\$22,387.00	\$0.00	100.0%	\$22,387.00	100.0%
			CR	\$260,986.33	\$260,986.33	\$0.00	100.0%	\$260,986.33	100.0%
		LAKE COUNTY RESIDENTIAL DEVELOPMENT CORP	CO	\$19,640.00	\$19,640.00	\$0.00	100.0%	\$19,640.00	100.0%
		YOUTHBUILD LAKE COUNTY	CO	\$216,080.00	\$216,080.00	\$0.00	100.0%	\$216,080.00	100.0%
Fund Type Total for 2009			CO	\$83,807.00	\$83,807.00	\$0.00	100.0%	\$83,807.00	100.0%
			CR	\$575,388.41	\$575,388.41	\$0.00	100.0%	\$575,388.41	100.0%
Total For 2009 Funds (CR+CC+CL)				\$575,388.41					
Total For 2009 Funds (CO)				\$83,807.00					



U.S. Department of Housing and Urban Development
 Office of Community Planning and Development
 Integrated Disbursement and Information System
 PR 25 - Status of CHDO Funds by Fiscal Year Report

DATE: 07-05-24
 TIME: 11:18
 PAGE: 7

HQ = All

Funds Subgranted To CHDOS

Fiscal Year	PJ Name	CHDO Name	Fund Type	Amount		Balance		Amount	%
				Subgranted	Committed	to Commit	Committed		
2008	LAKE COUNTY	HABITAT FOR HUMANITY LAKE COUNTY	CO	\$25,082.00	\$25,082.00	\$0.00	100.0%	\$25,082.00	100.0%
			CR	\$312,181.53	\$312,181.53	\$0.00	100.0%	\$312,181.53	100.0%
		LAKE COUNTY RESIDENTIAL DEVELOPMENT CORP	CO	\$25,082.00	\$25,082.00	\$0.00	100.0%	\$25,082.00	100.0%
			CR	\$92,138.27	\$92,138.27	\$0.00	100.0%	\$92,138.27	100.0%
		YOUTHBUILD LAKE COUNTY	CO	\$25,082.00	\$25,082.00	\$0.00	100.0%	\$25,082.00	100.0%
			CR	\$65,157.96	\$65,157.96	\$0.00	100.0%	\$65,157.96	100.0%
Fund Type Total for 2008			CO	\$75,246.00	\$75,246.00	\$0.00	100.0%	\$75,246.00	100.0%
			CR	\$469,477.76	\$469,477.76	\$0.00	100.0%	\$469,477.76	100.0%
Total For 2008 Funds (CR+CC+CL)				\$469,477.76					
Total For 2008 Funds (CO)				\$75,246.00					

Funds Subgranted To CHDOS

Fiscal Year	PJ Name	CHDO Name	Fund Type	Amount		Balance		Amount	%
				Subgranted	Committed	to Commit	Committed		
2007	LAKE COUNTY	HABITAT FOR HUMANITY LAKE COUNTY	CO	\$26,069.00	\$26,069.00	\$0.00	100.0%	\$26,069.00	100.0%
			CR	\$123,520.70	\$123,520.70	\$0.00	100.0%	\$123,520.70	100.0%
		LAKE COUNTY RESIDENTIAL DEVELOPMENT CORP	CO	\$26,068.00	\$26,068.00	\$0.00	100.0%	\$26,068.00	100.0%
			CR	\$111,475.00	\$111,475.00	\$0.00	100.0%	\$111,475.00	100.0%
		YOUTHBUILD LAKE COUNTY	CO	\$26,068.00	\$26,068.00	\$0.00	100.0%	\$26,068.00	100.0%
			CR	\$111,475.00	\$111,475.00	\$0.00	100.0%	\$111,475.00	100.0%
Fund Type Total for 2007			CO	\$78,205.00	\$78,205.00	\$0.00	100.0%	\$78,205.00	100.0%
			CR	\$234,995.70	\$234,995.70	\$0.00	100.0%	\$234,995.70	100.0%
Total For 2007 Funds (CR+CC+CL)				\$234,995.70					
Total For 2007 Funds (CO)				\$78,205.00					

Funds Subgranted To CHDOS

Fiscal Year	PJ Name	CHDO Name	Fund Type	Amount		Balance		Amount	%		
				Subgranted	Committed	to Commit	Committed			Disbursed	Disbursed
2006	LAKE COUNTY	HABITAT FOR HUMANITY LAKE COUNTY	CO	\$23,461.00	\$23,461.00	\$0.00	100.0%	\$23,461.00	100.0%		
			CR	\$234,616.35	\$234,616.35	\$0.00	100.0%	\$234,616.35	100.0%		
		LAKE COUNTY RESIDENTIAL DEVELOPMENT CORP	CO	\$23,461.00	\$23,461.00	\$0.00	100.0%	\$23,461.00	100.0%		
			CR	\$31,283.00	\$31,283.00	\$0.00	100.0%	\$31,283.00	100.0%		
		Fund Type Total for 2006			CO	\$78,205.00	\$78,205.00	\$0.00	100.0%	\$78,205.00	100.0%
					CR	\$234,616.35	\$234,616.35	\$0.00	100.0%	\$234,616.35	100.0%
Total For 2006 Funds (CR+CC+CL)				\$234,616.35							
Total For 2006 Funds (CO)				\$78,205.00							



U.S. Department of Housing and Urban Development
 Office of Community Planning and Development
 Integrated Disbursement and Information System
 PR 25 - Status of CHDO Funds by Fiscal Year Report

DATE: 07-05-24
 TIME: 11:18
 PAGE: 8

HQ = All

Funds Subgranted To CHDOS

Fiscal Year	PJ Name	CHDO Name	Fund Type	Amount		Balance		Amount	%
				Subgranted	Committed	to Commit	Committed		
2005	LAKE COUNTY	HABITAT FOR HUMANITY LAKE COUNTY	CO	\$41,684.00	\$41,684.00	\$0.00	100.0%	\$41,684.00	100.0%
			CR	\$250,104.00	\$250,104.00	\$0.00	100.0%	\$250,104.00	100.0%
		LAKE COUNTY RESIDENTIAL DEVELOPMENT CORP	CO	\$41,684.00	\$41,684.00	\$0.00	100.0%	\$41,684.00	100.0%
Fund Type Total for 2005			CO	\$83,368.00	\$83,368.00	\$0.00	100.0%	\$83,368.00	100.0%
			CR	\$250,104.00	\$250,104.00	\$0.00	100.0%	\$250,104.00	100.0%
Total For 2005 Funds (CR+CC+CL)				\$250,104.00					
Total For 2005 Funds (CO)				\$83,368.00					

Funds Subgranted To CHDOS

Fiscal Year	PJ Name	CHDO Name	Fund Type	Amount		Balance		Amount	%
				Subgranted	Committed	to Commit	Committed		
2004	LAKE COUNTY	HABITAT FOR HUMANITY LAKE COUNTY	CO	\$50,000.00	\$50,000.00	\$0.00	100.0%	\$50,000.00	100.0%
			CR	\$445.06	\$445.06	\$0.00	100.0%	\$445.06	100.0%
		LAKE COUNTY RESIDENTIAL DEVELOPMENT CORP	CO	\$36,891.00	\$36,891.00	\$0.00	100.0%	\$36,891.00	100.0%
Fund Type Total for 2004			CO	\$86,891.00	\$86,891.00	\$0.00	100.0%	\$86,891.00	100.0%
			CR	\$293,164.37	\$293,164.37	\$0.00	100.0%	\$293,164.37	100.0%
Total For 2004 Funds (CR+CC+CL)				\$293,164.37					
Total For 2004 Funds (CO)				\$86,891.00					

Funds Subgranted To CHDOS

Fiscal Year	PJ Name	CHDO Name	Fund Type	Amount		Balance		Amount	%
				Subgranted	Committed	to Commit	Committed		
2003	LAKE COUNTY	HABITAT FOR HUMANITY LAKE COUNTY	CO	\$37,392.00	\$37,392.00	\$0.00	100.0%	\$37,392.00	100.0%
			CR	\$58,397.50	\$58,397.50	\$0.00	100.0%	\$58,397.50	100.0%
		LAKE COUNTY RESIDENTIAL DEVELOPMENT CORP	CO	\$50,000.00	\$50,000.00	\$0.00	100.0%	\$50,000.00	100.0%
Fund Type Total for 2003			CO	\$87,392.00	\$87,392.00	\$0.00	100.0%	\$87,392.00	100.0%
			CR	\$262,177.50	\$262,177.50	\$0.00	100.0%	\$262,177.50	100.0%
Total For 2003 Funds (CR+CC+CL)				\$262,177.50					
Total For 2003 Funds (CO)				\$87,392.00					



U.S. Department of Housing and Urban Development
 Office of Community Planning and Development
 Integrated Disbursement and Information System
 PR 25 - Status of CHDO Funds by Fiscal Year Report

DATE: 07-05-24
 TIME: 11:18
 PAGE: 9

HQ = All

Funds Subgranted To CHDOS

Fiscal Year	PJ Name	CHDO Name	Fund Type	Amount	Amount	Balance	%	Amount	%
				Subgranted	Committed	to Commit	Committed	Disbursed	Disbursed
2002	LAKE COUNTY	LAKE COUNTY RESIDENTIAL DEVELOPMENT CORP	CR	\$226,500.00	\$226,500.00	\$0.00	100.0%	\$226,500.00	100.0%
Fund Type Total for 2002			CR	\$226,500.00	\$226,500.00	\$0.00	100.0%	\$226,500.00	100.0%
Total For 2002 Funds (CR+CC+CL)				\$226,500.00					
Total For 2002 Funds (CO)				\$0.00					

Funds Subgranted To CHDOS

Fiscal Year	PJ Name	CHDO Name	Fund Type	Amount	Amount	Balance	%	Amount	%
				Subgranted	Committed	to Commit	Committed	Disbursed	Disbursed
2001	LAKE COUNTY	HABITAT FOR HUMANITY LAKE COUNTY	CR	\$100,000.00	\$100,000.00	\$0.00	100.0%	\$100,000.00	100.0%
		LAKE COUNTY RESIDENTIAL DEVELOPMENT CORP	CR	\$165,000.00	\$165,000.00	\$0.00	100.0%	\$165,000.00	100.0%
Fund Type Total for 2001			CR	\$265,000.00	\$265,000.00	\$0.00	100.0%	\$265,000.00	100.0%
Total For 2001 Funds (CR+CC+CL)				\$265,000.00					
Total For 2001 Funds (CO)				\$0.00					

Funds Subgranted To CHDOS

Fiscal Year	PJ Name	CHDO Name	Fund Type	Amount	Amount	Balance	%	Amount	%
				Subgranted	Committed	to Commit	Committed	Disbursed	Disbursed
2000	LAKE COUNTY	LAKE COUNTY RESIDENTIAL DEVELOPMENT CORP	CO	\$50,000.00	\$50,000.00	\$0.00	100.0%	\$50,000.00	100.0%
			CR	\$200,000.00	\$200,000.00	\$0.00	100.0%	\$200,000.00	100.0%
Fund Type Total for 2000			CO	\$50,000.00	\$50,000.00	\$0.00	100.0%	\$50,000.00	100.0%
			CR	\$200,000.00	\$200,000.00	\$0.00	100.0%	\$200,000.00	100.0%
Total For 2000 Funds (CR+CC+CL)				\$200,000.00					
Total For 2000 Funds (CO)				\$50,000.00					



U.S. Department of Housing and Urban Development
 Office of Community Planning and Development
 Integrated Disbursement and Information System
 PR 25 - Status of CHDO Funds by Fiscal Year Report

DATE: 07-05-24
 TIME: 11:18
 PAGE: 10

HQ = All

Funds Subgranted To CHDOS

Fiscal Year	PJ Name	CHDO Name	Fund Type	Amount		Balance		Amount	%
				Subgranted	Committed	to Commit	Committed		
1999	LAKE COUNTY	HABITAT FOR HUMANITY LAKE COUNTY	CR	\$50,000.00	\$50,000.00	\$0.00	100.0%	\$50,000.00	100.0%
		LAKE COUNTY RESIDENTIAL DEVELOPMENT CORP	CO	\$45,000.00	\$45,000.00	\$0.00	100.0%	\$45,000.00	100.0%
			CR	\$152,350.00	\$152,350.00	\$0.00	100.0%	\$152,350.00	100.0%
			CO	\$45,000.00	\$45,000.00	\$0.00	100.0%	\$45,000.00	100.0%
			CR	\$202,350.00	\$202,350.00	\$0.00	100.0%	\$202,350.00	100.0%
Fund Type Total for 1999									
Total For 1999 Funds (CR+CC+CL)				\$202,350.00					
Total For 1999 Funds (CO)				\$45,000.00					

Funds Subgranted To CHDOS

Fiscal Year	PJ Name	CHDO Name	Fund Type	Amount		Balance		Amount	%
				Subgranted	Committed	to Commit	Committed		
1998	LAKE COUNTY	HABITAT FOR HUMANITY LAKE COUNTY	CR	\$280,000.00	\$280,000.00	\$0.00	100.0%	\$280,000.00	100.0%
		INDEPENDENCE CENTER	CR	\$93,172.00	\$93,172.00	\$0.00	100.0%	\$93,172.00	100.0%
		LAKE COUNTY RESIDENTIAL DEVELOPMENT CORP	CR	\$11,486.00	\$11,486.00	\$0.00	100.0%	\$11,486.00	100.0%
		PST, INC.	CR	\$10,000.00	\$10,000.00	\$0.00	100.0%	\$10,000.00	100.0%
			CR	\$394,658.00	\$394,658.00	\$0.00	100.0%	\$394,658.00	100.0%
Total For 1998 Funds (CR+CC+CL)				\$394,658.00					
Total For 1998 Funds (CO)				\$0.00					

Funds Subgranted To CHDOS

Fiscal Year	PJ Name	CHDO Name	Fund Type	Amount		Balance		Amount	%
				Subgranted	Committed	to Commit	Committed		
1997	LAKE COUNTY	INDEPENDENCE CENTER	CR	\$300,000.00	\$300,000.00	\$0.00	100.0%	\$300,000.00	100.0%
		LAKE COUNTY RESIDENTIAL DEVELOPMENT CORP	CR	\$17,500.00	\$17,500.00	\$0.00	100.0%	\$17,500.00	100.0%
		NORTHPOINTE ACHIEVEMENT CENTER	CR	\$150,000.00	\$150,000.00	\$0.00	100.0%	\$150,000.00	100.0%
		PST, INC.	CR	\$77,000.00	\$77,000.00	\$0.00	100.0%	\$77,000.00	100.0%
			CR	\$544,500.00	\$544,500.00	\$0.00	100.0%	\$544,500.00	100.0%
Total For 1997 Funds (CR+CC+CL)				\$544,500.00					
Total For 1997 Funds (CO)				\$0.00					



U.S. Department of Housing and Urban Development
 Office of Community Planning and Development
 Integrated Disbursement and Information System
 PR 25 - Status of CHDO Funds by Fiscal Year Report

DATE: 07-05-24
 TIME: 11:18
 PAGE: 11

HQ = All

Funds Subgranted To CHDOS

Fiscal Year	PJ Name	CHDO Name	Fund Type	Amount	Amount	Balance	%	Amount	%
				Subgranted	Committed	to Commit	Committed	Disbursed	Disbursed
1996	LAKE COUNTY	HABITAT FOR HUMANITY LAKE COUNTY	CR	\$175,000.00	\$175,000.00	\$0.00	100.0%	\$175,000.00	100.0%
		NORTHPOINTE ACHIEVEMENT CENTER	CR	\$95,000.00	\$95,000.00	\$0.00	100.0%	\$95,000.00	100.0%
Fund Type Total for 1996			CR	\$270,000.00	\$270,000.00	\$0.00	100.0%	\$270,000.00	100.0%
Total For 1996 Funds (CR+CC+CL)				\$270,000.00					
Total For 1996 Funds (CO)				\$0.00					

Funds Subgranted To CHDOS

Fiscal Year	PJ Name	CHDO Name	Fund Type	Amount	Amount	Balance	%	Amount	%
				Subgranted	Committed	to Commit	Committed	Disbursed	Disbursed
1995	LAKE COUNTY	HABITAT FOR HUMANITY LAKE COUNTY	CR	\$127,113.68	\$127,113.68	\$0.00	100.0%	\$127,113.68	100.0%
		NEIGHBORHOOD HOUSING LAKE COUNTY	CR	\$92,202.63	\$92,202.63	\$0.00	100.0%	\$92,202.63	100.0%
Fund Type Total for 1995			CR	\$219,316.31	\$219,316.31	\$0.00	100.0%	\$219,316.31	100.0%
Total For 1995 Funds (CR+CC+CL)				\$219,316.31					
Total For 1995 Funds (CO)				\$0.00					

Funds Subgranted To CHDOS

Fiscal Year	PJ Name	CHDO Name	Fund Type	Amount	Amount	Balance	%	Amount	%
				Subgranted	Committed	to Commit	Committed	Disbursed	Disbursed
1994	LAKE COUNTY	HABITAT FOR HUMANITY LAKE COUNTY	CR	\$222,609.52	\$222,609.52	\$0.00	100.0%	\$222,609.52	100.0%
		NEIGHBORHOOD HOUSING LAKE COUNTY	CR	\$190,000.00	\$190,000.00	\$0.00	100.0%	\$190,000.00	100.0%
		THE LAMBS	CR	\$119,482.00	\$119,482.00	\$0.00	100.0%	\$119,482.00	100.0%
Fund Type Total for 1994			CR	\$532,091.52	\$532,091.52	\$0.00	100.0%	\$532,091.52	100.0%
Total For 1994 Funds (CR+CC+CL)				\$532,091.52					
Total For 1994 Funds (CO)				\$0.00					



U.S. Department of Housing and Urban Development
 Office of Community Planning and Development
 Integrated Disbursement and Information System
 PR 25 - Status of CHDO Funds by Fiscal Year Report

DATE: 07-05-24
 TIME: 11:18
 PAGE: 12

HQ = All

Funds Subgranted To CHDOS

Fiscal Year	PJ Name	CHDO Name	Fund Type	Amount	Amount	Balance	%	Amount	%
				Subgranted	Committed	to Commit	Committed	Disbursed	Disbursed
1993	LAKE COUNTY	HABITAT FOR HUMANITY LAKE COUNTY	CR	\$230,276.08	\$230,276.08	\$0.00	100.0%	\$230,276.08	100.0%
		NEIGHBORHOOD HOUSING LAKE COUNTY	CR	\$121,356.13	\$121,356.13	\$0.00	100.0%	\$121,356.13	100.0%
Fund Type Total for 1993			CR	\$351,632.21	\$351,632.21	\$0.00	100.0%	\$351,632.21	100.0%
Total For 1993 Funds (CR+CC+CL)				\$351,632.21					
Total For 1993 Funds (CO)				\$0.00					

Funds Subgranted To CHDOS

Fiscal Year	PJ Name	CHDO Name	Fund Type	Amount	Amount	Balance	%	Amount	%
				Subgranted	Committed	to Commit	Committed	Disbursed	Disbursed
1992	LAKE COUNTY	HABITAT FOR HUMANITY LAKE COUNTY	CR	\$28,000.00	\$28,000.00	\$0.00	100.0%	\$28,000.00	100.0%
		NEIGHBORHOOD HOUSING LAKE COUNTY	CR	\$370,380.46	\$370,380.46	\$0.00	100.0%	\$370,380.46	100.0%
Fund Type Total for 1992			CR	\$398,380.46	\$398,380.46	\$0.00	100.0%	\$398,380.46	100.0%
Total For 1992 Funds (CR+CC+CL)				\$398,380.46					
Total For 1992 Funds (CO)				\$0.00					

Total For All Years (Subgranted to CHDOS)				\$12,282,410.82					
Total For All Years (Not Subgranted to CHDOS)				\$1,041,885.15					
Grand Total				\$13,324,295.97					



Office of Community Planning and Development
 U.S. Department of Housing and Urban Development
 Integrated Disbursement and Information System
 PR26 - CDBG Financial Summary Report
 Program Year 2023
 LAKE COUNTY , IL

DATE: 07-05-24
 TIME: 11:21
 PAGE: 1

PART I: SUMMARY OF CDBG RESOURCES

01 UNEXPENDED CDBG FUNDS AT END OF PREVIOUS PROGRAM YEAR	0.00
02 ENTITLEMENT GRANT	2,804,828.00
03 SURPLUS URBAN RENEWAL	0.00
04 SECTION 108 GUARANTEED LOAN FUNDS	0.00
05 CURRENT YEAR PROGRAM INCOME	180,184.52
05a CURRENT YEAR SECTION 108 PROGRAM INCOME (FOR SI TYPE)	0.00
06 FUNDS RETURNED TO THE LINE-OF-CREDIT	0.00
06a FUNDS RETURNED TO THE LOCAL CDBG ACCOUNT	0.00
07 ADJUSTMENT TO COMPUTE TOTAL AVAILABLE	0.00
08 TOTAL AVAILABLE (SUM, LINES 01-07)	2,985,012.52

PART II: SUMMARY OF CDBG EXPENDITURES

09 DISBURSEMENTS OTHER THAN SECTION 108 REPAYMENTS AND PLANNING/ADMINISTRATION	3,639,408.99
10 ADJUSTMENT TO COMPUTE TOTAL AMOUNT SUBJECT TO LOW/MOD BENEFIT	0.00
11 AMOUNT SUBJECT TO LOW/MOD BENEFIT (LINE 09 + LINE 10)	3,639,408.99
12 DISBURSED IN IDIS FOR PLANNING/ADMINISTRATION	848,815.25
13 DISBURSED IN IDIS FOR SECTION 108 REPAYMENTS	0.00
14 ADJUSTMENT TO COMPUTE TOTAL EXPENDITURES	0.00
15 TOTAL EXPENDITURES (SUM, LINES 11-14)	4,488,224.24
16 UNEXPENDED BALANCE (LINE 08 - LINE 15)	(1,503,211.72)

PART III: LOWMOD BENEFIT THIS REPORTING PERIOD

17 EXPENDED FOR LOW/MOD HOUSING IN SPECIAL AREAS	0.00
18 EXPENDED FOR LOW/MOD MULTI-UNIT HOUSING	0.00
19 DISBURSED FOR OTHER LOW/MOD ACTIVITIES	3,566,450.55
20 ADJUSTMENT TO COMPUTE TOTAL LOW/MOD CREDIT	0.00
21 TOTAL LOW/MOD CREDIT (SUM, LINES 17-20)	3,566,450.55
22 PERCENT LOW/MOD CREDIT (LINE 21/LINE 11)	98.00%

LOW/MOD BENEFIT FOR MULTI-YEAR CERTIFICATIONS

23 PROGRAM YEARS(PY) COVERED IN CERTIFICATION	PY: PY: PY:
24 CUMULATIVE NET EXPENDITURES SUBJECT TO LOW/MOD BENEFIT CALCULATION	0.00
25 CUMULATIVE EXPENDITURES BENEFITING LOW/MOD PERSONS	0.00
26 PERCENT BENEFIT TO LOW/MOD PERSONS (LINE 25/LINE 24)	0.00%

PART IV: PUBLIC SERVICE (PS) CAP CALCULATIONS

27 DISBURSED IN IDIS FOR PUBLIC SERVICES	504,904.90
28 PS UNLIQUIDATED OBLIGATIONS AT END OF CURRENT PROGRAM YEAR	0.00
29 PS UNLIQUIDATED OBLIGATIONS AT END OF PREVIOUS PROGRAM YEAR	0.00
30 ADJUSTMENT TO COMPUTE TOTAL PS OBLIGATIONS	0.00
31 TOTAL PS OBLIGATIONS (LINE 27 + LINE 28 - LINE 29 + LINE 30)	504,904.90
32 ENTITLEMENT GRANT	2,804,828.00
33 PRIOR YEAR PROGRAM INCOME	197,150.77
34 ADJUSTMENT TO COMPUTE TOTAL SUBJECT TO PS CAP	0.00
35 TOTAL SUBJECT TO PS CAP (SUM, LINES 32-34)	3,001,978.77
36 PERCENT FUNDS OBLIGATED FOR PS ACTIVITIES (LINE 31/LINE 35)	16.82%

PART V: PLANNING AND ADMINISTRATION (PA) CAP

37 DISBURSED IN IDIS FOR PLANNING/ADMINISTRATION	848,815.25
38 PA UNLIQUIDATED OBLIGATIONS AT END OF CURRENT PROGRAM YEAR	0.00
39 PA UNLIQUIDATED OBLIGATIONS AT END OF PREVIOUS PROGRAM YEAR	0.00
40 ADJUSTMENT TO COMPUTE TOTAL PA OBLIGATIONS	0.00
41 TOTAL PA OBLIGATIONS (LINE 37 + LINE 38 - LINE 39 +LINE 40)	848,815.25
42 ENTITLEMENT GRANT	2,804,828.00
43 CURRENT YEAR PROGRAM INCOME	180,184.52
44 ADJUSTMENT TO COMPUTE TOTAL SUBJECT TO PA CAP	0.00
45 TOTAL SUBJECT TO PA CAP (SUM, LINES 42-44)	2,985,012.52
46 PERCENT FUNDS OBLIGATED FOR PA ACTIVITIES (LINE 41/LINE 45)	28.44%



Office of Community Planning and Development
 U.S. Department of Housing and Urban Development
 Integrated Disbursement and Information System
 PR26 - CDBG Financial Summary Report
 Program Year 2023
 LAKE COUNTY, IL

DATE: 07-05-24
 TIME: 11:21
 PAGE: 2

LINE 17 DETAIL: ACTIVITIES TO CONSIDER IN DETERMINING THE AMOUNT TO ENTER ON LINE 17

No data returned for this view. This might be because the applied filter excludes all data.

LINE 18 DETAIL: ACTIVITIES TO CONSIDER IN DETERMINING THE AMOUNT TO ENTER ON LINE 18

Plan Year	IDIS Project	IDIS	Activity	Activity Name	Matrix Code	National Objective	Drawn Amount
2022	14	4381		Library Lane Rehab - Debruler Co.	14B	LMH	\$72,958.44
					14B	Matrix Code	\$72,958.44
Total							\$72,958.44

LINE 19 DETAIL: ACTIVITIES INCLUDED IN THE COMPUTATION OF LINE 19

Plan Year	IDIS Project	IDIS Activity	Voucher Number	Activity Name	Matrix Code	National Objective	Drawn Amount
2021	13	4398	6794663	CPAH - LCHA Acquisitions - 39139 Geraghty	01	LMH	\$191,000.00
2022	3	4400	6806106	CPAH-CLT- 1269 Cavell Ave. HP	01	LMH	\$109,550.00
2022	3	4414	6808162	Clearbrook - CILA Acq.	01	LMH	\$115,172.00
2022	4	4443	6868408	CPAH - CLT - 1464 Lincoln Pl	01	LMH	\$110,000.00
2023	3	4450	6888477	Lake County Haven - Acquisition	01	LMH	\$211,291.00
2023	4	4434	6849968	CPAH CLT - Park Ave. West	01	LMH	\$130,000.00
2023	4	4441	6868165	CPAH - CLT - 909 Jenkisson	01	LMH	\$156,900.00
					01	Matrix Code	\$1,023,913.00
2023	7	4427	6837788	Clearbrook - CMHC	03B	LMC	\$881.40
2023	7	4427	6841490	Clearbrook - CMHC	03B	LMC	\$275,494.00
					03B	Matrix Code	\$276,375.40
2021	13	4349	6836598	A Safe Place - LCHA Acquisition	03C	LMC	\$28,032.00
					03C	Matrix Code	\$28,032.00
2020	5	4430	6840251	Highwood Library - Accessibility Improvements	03E	LMA	\$45,100.00
2021	1	4355	6822465	Waukegan Park District - Carnegie Building	03E	LMA	\$99,100.00
					03E	Matrix Code	\$144,200.00
2023	7	4425	6836806	Edina Bike Trail- Zion Park District	03F	LMA	\$70,386.00
2023	7	4425	6837784	Edina Bike Trail- Zion Park District	03F	LMA	\$894.11
					03F	Matrix Code	\$71,280.11
2022	16	4428	6837790	Village of Round Lake Beach - Parking Improvements	03G	LMA	\$881.40
2022	16	4428	6859432	Village of Round Lake Beach - Parking Improvements	03G	LMA	\$87,913.17
2022	16	4428	6887149	Village of Round Lake Beach - Parking Improvements	03G	LMA	\$11,186.83
					03G	Matrix Code	\$99,981.40
2022	10	4420	6817924	City of North Chicago - Sewer Lining	03J	LMA	\$57,209.99
2022	10	4420	6817925	City of North Chicago - Sewer Lining	03J	LMA	\$148,465.11
2022	10	4420	6817927	City of North Chicago - Sewer Lining	03J	LMA	\$366,430.56
2022	10	4420	6891463	City of North Chicago - Sewer Lining	03J	LMA	\$242,876.10
					03J	Matrix Code	\$814,981.76
2023	7	4424	6836312	City of Zion - Sidewalks 2023	03L	LMA	\$80,000.00
					03L	Matrix Code	\$80,000.00
2021	14	4290	6788955	PADS Lake County Street Outreach	03T	LMC	\$26,583.00
2022	2	4352	6825936	PADS Lake County Street Outreach	03T	LMC	\$7,796.29
2022	2	4352	6827335	PADS Lake County Street Outreach	03T	LMC	\$5,851.12
2022	2	4352	6838597	PADS Lake County Street Outreach	03T	LMC	\$4,740.27
2022	2	4352	6847318	PADS Lake County Street Outreach	03T	LMC	\$1,006.32
2023	2	4421	6872974	PADS Lake County Intake (NC)	03T	LMC	\$6,088.70
2023	2	4421	6879180	PADS Lake County Intake (NC)	03T	LMC	\$3,396.30
					03T	Matrix Code	\$55,462.00
2023	2	4405	6838875	ElderCare - Age in Place	05A	LMC	\$25,207.00
					05A	Matrix Code	\$25,207.00
2022	2	4357	6775724	GLASA Transportation	05B	LMC	\$14,394.00
2022	2	4372	6776089	Center for Enriched Living - Employment Opportunity Program	05B	LMC	\$3,994.00
2023	2	4404	6828399	Center for Enriched Living - Employment Opportunity Program	05B	LMC	\$7,953.00
2023	2	4404	6838387	Center for Enriched Living - Employment Opportunity Program	05B	LMC	\$6,000.00
2023	2	4404	6868515	Center for Enriched Living - Employment Opportunity Program	05B	LMC	\$4,680.00
2023	2	4406	6873027	GLASA Transportation	05B	LMC	\$9,193.59
					05B	Matrix Code	\$46,214.59
2022	2	4358	6777901	PSLS - Housing Advocacy Project	05C	LMC	\$22,229.28
2022	2	4377	6786193	North Suburban Legal Aid Clinic - Homelessness Prevention	05C	LMC	\$3,500.00
2022	2	4377	6786325	North Suburban Legal Aid Clinic - Homelessness Prevention	05C	LMC	\$3,500.00



Office of Community Planning and Development
 U.S. Department of Housing and Urban Development
 Integrated Disbursement and Information System
 PR26 - CDBG Financial Summary Report
 Program Year 2023
 LAKE COUNTY , IL

DATE: 07-05-24
 TIME: 11:21
 PAGE: 3

Plan Year	IDIS Project	IDIS Activity	Voucher Number	Activity Name	Matrix Code	National Objective	Drawn Amount
2023	2	4407	6880333	North Suburban Legal Aid Clinic - Homelessness Prevention	05C	LMC	\$7,747.92
2023	2	4408	6825940	Prairie State Legal Services - Legal Advocacy Project	05C	LMC	\$11,490.52
2023	2	4408	6839931	Prairie State Legal Services - Legal Advocacy Project	05C	LMC	\$9,652.27
2023	2	4408	6867402	Prairie State Legal Services - Legal Advocacy Project	05C	LMC	\$8,857.21
					05C	Matrix Code	\$66,977.20
2022	2	4363	6780101	CASA Lake County - Legal Advocacy (NC)	05D	LMC	\$1,411.62
2023	2	4402	6838626	CASA Lake County - Legal Advocacy (NC)	05D	LMC	\$3,742.50
2023	2	4402	6873016	CASA Lake County - Legal Advocacy (NC)	05D	LMC	\$1,871.25
					05D	Matrix Code	\$7,025.37
2022	2	4353	6868593	PADS Lake County Custom Travel - Uber	05E	LMC	\$4,033.52
2023	2	4401	6872964	AAHAA - Healthcare and Transportation	05E	LMC	\$22,500.00
2023	2	4423	6836236	PADS Lake County Custom Travel - Uber	05E	LMC	\$6,753.46
					05E	Matrix Code	\$33,286.98
2022	2	4350	6775722	Youth Conservation Corps (YCC) - YouthBuild	05H	LMC	\$6,651.45
2022	2	4366	6762968	Mano a Mano - Productive Parents Program	05H	LMC	\$4,099.08
2022	2	4366	6763285	Mano a Mano - Productive Parents Program	05H	LMC	\$4,485.28
2022	2	4366	6786523	Mano a Mano - Productive Parents Program	05H	LMC	\$9,285.08
2022	2	4366	6786535	Mano a Mano - Productive Parents Program	05H	LMC	\$3,290.77
2022	2	4373	6775717	YouthBuild Lake County - Employment Training	05H	LMC	\$3,781.50
2022	2	4374	6775703	YouthBuild Lake County - Employment Training (NC)	05H	LMC	\$11,092.00
2023	2	4410	6825944	Youth Conservation Corps (YCC) - YouthBuild	05H	LMC	\$1,666.69
2023	2	4410	6847264	Youth Conservation Corps (YCC) - YouthBuild	05H	LMC	\$938.63
2023	2	4410	6855284	Youth Conservation Corps (YCC) - YouthBuild	05H	LMC	\$1,663.71
2023	2	4410	6855539	Youth Conservation Corps (YCC) - YouthBuild	05H	LMC	\$1,276.88
2023	2	4410	6867399	Youth Conservation Corps (YCC) - YouthBuild	05H	LMC	\$1,706.47
2023	2	4410	6879198	Youth Conservation Corps (YCC) - YouthBuild	05H	LMC	\$4,939.91
2023	2	4410	6889423	Youth Conservation Corps (YCC) - YouthBuild	05H	LMC	\$4,905.99
2023	2	4411	6875019	YouthBuild Lake County - Employment Training	05H	LMC	\$25,000.00
2023	2	4412	6879192	YouthBuild Lake County - Employment Training (NC)	05H	LMC	\$11,030.00
					05H	Matrix Code	\$95,813.44
2022	2	4375	6775712	Prairie State Legal Services - Fair Housing	05J	LMC	\$21,995.07
2022	2	4375	6812823	Prairie State Legal Services - Fair Housing	05J	LMC	\$16,314.70
2023	11	4409	6837490	Prairie State Legal Services - Fair Housing	05J	LMC	\$19,088.20
2023	11	4409	6872966	Prairie State Legal Services - Fair Housing	05J	LMC	\$17,308.49
					05J	Matrix Code	\$74,706.46
2022	2	4351	6775705	Zacharias Center - Counseling (NC)	05N	LMC	\$712.64
2023	2	4413	6825947	Zacharias Center - Counseling (NC)	05N	LMC	\$2,128.62
2023	2	4413	6836324	Zacharias Center - Counseling (NC)	05N	LMC	\$2,678.69
2023	2	4413	6867455	Zacharias Center - Counseling (NC)	05N	LMC	\$3,032.80
					05N	Matrix Code	\$8,552.75
2022	2	4364	6779958	Catholic Charities - Homelessness Prevention	05Q	LMC	\$32,666.59
2022	2	4364	6857390	Catholic Charities - Homelessness Prevention	05Q	LMC	\$6,634.27
2023	2	4403	6857487	Catholic Charities - Homelessness Prevention	05Q	LMC	\$34,065.61
2023	2	4403	6889421	Catholic Charities - Homelessness Prevention	05Q	LMC	\$12,829.50
					05Q	Matrix Code	\$86,195.97
2022	2	4362	6786553	Northern Illinois Food Bank - Senior Nutrition Program (NC)	05W	LMC	\$2,994.86
					05W	Matrix Code	\$2,994.86
2022	2	4367	6797062	United Way - 211 (NC)	05Z	LMC	\$1,424.81
2022	2	4367	6823782	United Way - 211 (NC)	05Z	LMC	\$1,043.47
					05Z	Matrix Code	\$2,468.28
2021	13	4448	6886694	C2115-C CPAH - 1913 Hazelwood	14A	LMH	\$151,920.00
2021	18	4302	6785669	YCC - LCHA Acquisition, Rehab and Resale - 37898 New York Ave.	14A	LMH	\$9,560.37
2021	18	4383	6769977	YCC - Rehab and Resale	14A	LMH	\$2,809.87
2021	18	4383	6785660	YCC - Rehab and Resale	14A	LMH	\$1,345.19
2022	4	4399	6793754	YCC - Rehab and Resale	14A	LMH	\$2,313.36
2022	4	4399	6806679	YCC - Rehab and Resale	14A	LMH	\$4,935.51
2022	4	4399	6815310	YCC - Rehab and Resale	14A	LMH	\$3,608.08
2022	4	4399	6851402	YCC - Rehab and Resale	14A	LMH	\$650.00
2022	4	4399	6878745	YCC - Rehab and Resale	14A	LMH	\$6,820.00
2022	4	4399	6888986	YCC - Rehab and Resale	14A	LMH	\$199.00
2022	14	4426	6837792	Glenkirk - Indian Spring	14A	LMH	\$894.11
2022	14	4426	6847398	Glenkirk - Indian Spring	14A	LMH	\$103,100.00
					14A	Matrix Code	\$288,155.49
2021	13	4440	6859465	C2115-C CPAH - 2320 Springhill Ln.	14G	LMH	\$158,634.35
					14G	Matrix Code	\$158,634.35
2022	11	4340	6788938	CPAH OOR PD	14H	LMH	\$1,460.97
2023	10	4415	6815141	CPAH - OOR -PD	14H	LMH	\$7,793.03
2023	10	4415	6815145	CPAH - OOR -PD	14H	LMH	\$8,884.54
2023	10	4415	6815147	CPAH - OOR -PD	14H	LMH	\$5,262.00
2023	10	4415	6824684	CPAH - OOR -PD	14H	LMH	\$7,459.76



Office of Community Planning and Development
 U.S. Department of Housing and Urban Development
 Integrated Disbursement and Information System
 PR26 - CDBG Financial Summary Report
 Program Year 2023
 LAKE COUNTY , IL

DATE: 07-05-24
 TIME: 11:21
 PAGE: 4

Plan Year	IDIS Project	IDIS Activity	Voucher Number	Activity Name	Matrix Code	National Objective	Drawn Amount
2023	10	4415	6831511	CPAH - OOR -PD	14H	LMH	\$11,529.74
2023	10	4415	6862575	CPAH - OOR -PD	14H	LMH	\$10,979.82
2023	10	4415	6862576	CPAH - OOR -PD	14H	LMH	\$11,275.95
2023	10	4415	6880884	CPAH - OOR -PD	14H	LMH	\$10,298.83
					14H	Matrix Code	\$74,944.64
2019	5	4128	6806265	LCML - Lake County Land Bank	19C	LMH	\$1,047.50
					19C	Matrix Code	\$1,047.50
Total							\$3,566,450.55

LINE 27 DETAIL: ACTIVITIES INCLUDED IN THE COMPUTATION OF LINE 27

Plan Year	IDIS Project	IDIS Activity	Voucher Number	Activity to prevent, prepare for, and respond to Coronavirus	Activity Name	Grant Number	Fund Type	Matrix Code	National Objective	Drawn Amount
2021	14	4290	6788955	No	PADS Lake County Street Outreach	B21UC170003	EN	03T	LMC	\$26,583.00
2022	2	4352	6825936	No	PADS Lake County Street Outreach	B22UC170003	EN	03T	LMC	\$7,796.29
2022	2	4352	6827335	No	PADS Lake County Street Outreach	B22UC170003	EN	03T	LMC	\$5,851.12
2022	2	4352	6838597	No	PADS Lake County Street Outreach	B22UC170003	EN	03T	LMC	\$4,740.27
2022	2	4352	6847318	No	PADS Lake County Street Outreach	B22UC170003	EN	03T	LMC	\$1,006.32
2023	2	4421	6872974	No	PADS Lake County Intake (NC)	B23UC170003	EN	03T	LMC	\$6,088.70
2023	2	4421	6879180	No	PADS Lake County Intake (NC)	B23UC170003	EN	03T	LMC	\$3,396.30
								03T	Matrix Code	\$55,462.00
2023	2	4405	6838875	No	ElderCare - Age in Place	B23UC170003	EN	05A	LMC	\$25,207.00
								05A	Matrix Code	\$25,207.00
2022	2	4357	6775724	No	GLASA Transportation	B22UC170003	EN	05B	LMC	\$14,394.00
2022	2	4372	6776089	No	Center for Enriched Living - Employment Opportunity Program	B22UC170003	EN	05B	LMC	\$3,994.00
2023	2	4404	6828399	No	Center for Enriched Living - Employment Opportunity Program	B23UC170003	EN	05B	LMC	\$7,953.00
2023	2	4404	6838387	No	Center for Enriched Living - Employment Opportunity Program	B23UC170003	EN	05B	LMC	\$6,000.00
2023	2	4404	6868515	No	Center for Enriched Living - Employment Opportunity Program	B23UC170003	EN	05B	LMC	\$4,680.00
2023	2	4406	6873027	No	GLASA Transportation	B23UC170003	EN	05B	LMC	\$9,193.59
								05B	Matrix Code	\$46,214.59
2022	2	4358	6777901	No	PSLS - Housing Advocacy Project	B22UC170003	EN	05C	LMC	\$22,229.28
2022	2	4377	6786193	No	North Suburban Legal Aid Clinic - Homelessness Prevention	B22UC170003	EN	05C	LMC	\$3,500.00
2022	2	4377	6786325	No	North Suburban Legal Aid Clinic - Homelessness Prevention	B22UC170003	EN	05C	LMC	\$3,500.00
2023	2	4407	6880333	No	North Suburban Legal Aid Clinic - Homelessness Prevention	B23UC170003	EN	05C	LMC	\$7,747.92
2023	2	4408	6825940	No	Prairie State Legal Services - Legal Advocacy Project	B23UC170003	EN	05C	LMC	\$11,490.52
2023	2	4408	6839931	No	Prairie State Legal Services - Legal Advocacy Project	B23UC170003	EN	05C	LMC	\$9,652.27
2023	2	4408	6867402	No	Prairie State Legal Services - Legal Advocacy Project	B23UC170003	EN	05C	LMC	\$8,857.21
								05C	Matrix Code	\$66,977.20
2022	2	4363	6780101	No	CASA Lake County - Legal Advocacy (NC)	B22UC170003	EN	05D	LMC	\$1,411.62
2023	2	4402	6838626	No	CASA Lake County - Legal Advocacy (NC)	B23UC170003	EN	05D	LMC	\$3,742.50
2023	2	4402	6873016	No	CASA Lake County - Legal Advocacy (NC)	B23UC170003	EN	05D	LMC	\$1,871.25
								05D	Matrix Code	\$7,025.37
2022	2	4353	6868593	No	PADS Lake County Custom Travel - Uber	B22UC170003	EN	05E	LMC	\$4,033.52
2023	2	4401	6872964	No	AAHAA - Healthcare and Transportation	B23UC170003	EN	05E	LMC	\$22,500.00
2023	2	4423	6836236	No	PADS Lake County Custom Travel - Uber	B23UC170003	EN	05E	LMC	\$6,753.46
								05E	Matrix Code	\$33,286.98
2022	2	4350	6775722	No	Youth Conservation Corps (YCC) - YouthBuild	B22UC170003	EN	05H	LMC	\$6,651.45
2022	2	4366	6762968	No	Mano a Mano - Productive Parents Program	B22UC170003	EN	05H	LMC	\$4,099.08
2022	2	4366	6763285	No	Mano a Mano - Productive Parents Program	B22UC170003	EN	05H	LMC	\$4,485.28
2022	2	4366	6786523	No	Mano a Mano - Productive Parents Program	B22UC170003	EN	05H	LMC	\$9,285.08
2022	2	4366	6786535	No	Mano a Mano - Productive Parents Program	B22UC170003	EN	05H	LMC	\$3,290.77
2022	2	4373	6775717	No	YouthBuild Lake County - Employment Training	B22UC170003	EN	05H	LMC	\$3,781.50
2022	2	4374	6775703	No	YouthBuild Lake County - Employment Training (NC)	B22UC170003	EN	05H	LMC	\$11,092.00
2023	2	4410	6825944	No	Youth Conservation Corps (YCC) - YouthBuild	B23UC170003	EN	05H	LMC	\$1,666.69
2023	2	4410	6847264	No	Youth Conservation Corps (YCC) - YouthBuild	B23UC170003	EN	05H	LMC	\$938.63
2023	2	4410	6855284	No	Youth Conservation Corps (YCC) - YouthBuild	B23UC170003	EN	05H	LMC	\$1,663.71
2023	2	4410	6855539	No	Youth Conservation Corps (YCC) - YouthBuild	B23UC170003	EN	05H	LMC	\$1,276.88
2023	2	4410	6867399	No	Youth Conservation Corps (YCC) - YouthBuild	B23UC170003	EN	05H	LMC	\$1,706.47
2023	2	4410	6879198	No	Youth Conservation Corps (YCC) - YouthBuild	B23UC170003	EN	05H	LMC	\$4,939.91
2023	2	4410	6889423	No	Youth Conservation Corps (YCC) - YouthBuild	B23UC170003	EN	05H	LMC	\$4,905.99
2023	2	4411	6875019	No	YouthBuild Lake County - Employment Training	B23UC170003	EN	05H	LMC	\$25,000.00
2023	2	4412	6879192	No	YouthBuild Lake County - Employment Training (NC)	B23UC170003	EN	05H	LMC	\$11,030.00
								05H	Matrix Code	\$95,813.44
2022	2	4375	6775712	No	Prairie State Legal Services - Fair Housing	B22UC170003	EN	05J	LMC	\$21,995.07
2022	2	4375	6812823	No	Prairie State Legal Services - Fair Housing	B22UC170003	EN	05J	LMC	\$16,314.70
2023	11	4409	6837490	No	Prairie State Legal Services - Fair Housing	B23UC170003	EN	05J	LMC	\$19,088.20
2023	11	4409	6872966	No	Prairie State Legal Services - Fair Housing	B23UC170003	EN	05J	LMC	\$17,308.49



PART I: SUMMARY OF CDBG-CV RESOURCES

01 CDBG-CV GRANT	4,772,657.00
02 FUNDS RETURNED TO THE LINE-OF-CREDIT	0.00
03 FUNDS RETURNED TO THE LOCAL CDBG ACCOUNT	0.00
04 TOTAL CDBG-CV FUNDS AWARDED	4,772,657.00

PART II: SUMMARY OF CDBG-CV EXPENDITURES

05 DISBURSEMENTS OTHER THAN SECTION 108 REPAYMENTS AND PLANNING/ADMINISTRATION	3,486,076.74
06 DISBURSED IN IDIS FOR PLANNING/ADMINISTRATION	815,511.77
07 DISBURSED IN IDIS FOR SECTION 108 REPAYMENTS	0.00
08 TOTAL EXPENDITURES (SUM, LINES 05 - 07)	4,301,588.51
09 UNEXPENDED BALANCE (LINE 04 - LINE8)	471,068.49

PART III: LOWMOD BENEFIT FOR THE CDBG-CV GRANT

10 EXPENDED FOR LOW/MOD HOUSING IN SPECIAL AREAS	0.00
11 EXPENDED FOR LOW/MOD MULTI-UNIT HOUSING	0.00
12 DISBURSED FOR OTHER LOW/MOD ACTIVITIES	3,486,076.74
13 TOTAL LOW/MOD CREDIT (SUM, LINES 10 - 12)	3,486,076.74
14 AMOUNT SUBJECT TO LOW/MOD BENEFIT (LINE 05)	3,486,076.74
15 PERCENT LOW/MOD CREDIT (LINE 13/LINE 14)	100.00%

PART IV: PUBLIC SERVICE (PS) CALCULATIONS

16 DISBURSED IN IDIS FOR PUBLIC SERVICES	3,060,688.92
17 CDBG-CV GRANT	4,772,657.00
18 PERCENT OF FUNDS DISBURSED FOR PS ACTIVITIES (LINE 16/LINE 17)	64.13%

PART V: PLANNING AND ADMINISTRATION (PA) CAP

19 DISBURSED IN IDIS FOR PLANNING/ADMINISTRATION	815,511.77
20 CDBG-CV GRANT	4,772,657.00
21 PERCENT OF FUNDS DISBURSED FOR PA ACTIVITIES (LINE 19/LINE 20)	17.09%



LINE 10 DETAIL: ACTIVITIES TO CONSIDER IN DETERMINING THE AMOUNT TO ENTER ON LINE 10

No data returned for this view. This might be because the applied filter excludes all data.

LINE 11 DETAIL: ACTIVITIES TO CONSIDER IN DETERMINING THE AMOUNT TO ENTER ON LINE 11

No data returned for this view. This might be because the applied filter excludes all data.

LINE 12 DETAIL: ACTIVITIES INCLUDED IN THE COMPUTATION OF LINE 12

Plan Year	IDIS Project	IDIS Activity	Voucher Number	Activity Name	Matrix Code	National Objective	Drawn Amount
2019	3	4154	6481199	Prairie State Legal Services - Legal Services	05C	LMC	\$3,105.42
			6481210	Prairie State Legal Services - Legal Services	05C	LMC	\$22,248.48
			6487103	Prairie State Legal Services - Legal Services	05C	LMC	\$23,812.50
			6514385	Prairie State Legal Services - Legal Services	05C	LMC	\$24,447.50
			6514387	Prairie State Legal Services - Legal Services	05C	LMC	\$3,530.91
			6546080	Prairie State Legal Services - Legal Services	05C	LMC	\$22,855.19
		4209	6475690	North Suburban Legal Aid Clinic - Legal Services	05C	LMC	\$21,191.84
			6475695	North Suburban Legal Aid Clinic - Legal Services	05C	LMC	\$4,381.81
			6475697	North Suburban Legal Aid Clinic - Legal Services	05C	LMC	\$5,829.03
			6475699	North Suburban Legal Aid Clinic - Legal Services	05C	LMC	\$6,845.89
			6476303	North Suburban Legal Aid Clinic - Legal Services	05C	LMC	\$9,600.71
			6486129	North Suburban Legal Aid Clinic - Legal Services	05C	LMC	\$2,150.72
			6537366	North Suburban Legal Aid Clinic - Legal Services	05C	LMC	\$4,556.41
			6543340	North Suburban Legal Aid Clinic - Legal Services	05C	LMC	\$6,056.02
			6543347	North Suburban Legal Aid Clinic - Legal Services	05C	LMC	\$4,618.58
			6555077	North Suburban Legal Aid Clinic - Legal Services	05C	LMC	\$5,478.55
			6565448	North Suburban Legal Aid Clinic - Legal Services	05C	LMC	\$5,683.93
			6568648	North Suburban Legal Aid Clinic - Legal Services	05C	LMC	\$5,744.30
			6577076	North Suburban Legal Aid Clinic - Legal Services	05C	LMC	\$5,359.79
			6600221	North Suburban Legal Aid Clinic - Legal Services	05C	LMC	\$5,766.78
			6602450	North Suburban Legal Aid Clinic - Legal Services	05C	LMC	\$5,486.67
			6615797	North Suburban Legal Aid Clinic - Legal Services	05C	LMC	\$4,772.36
			6630693	North Suburban Legal Aid Clinic - Legal Services	05C	LMC	\$14,866.07
			6640506	North Suburban Legal Aid Clinic - Legal Services	05C	LMC	\$6,610.54
		4218	6514384	PADS - CV Shelter	03T	LMC	\$60,000.00
			6756545	PADS - CV Shelter	03T	LMC	\$30,249.26
			6756572	PADS - CV Shelter	03T	LMC	\$73,583.96
			6786326	PADS - CV Shelter	03T	LMC	\$96,166.78
		4251	6544073	NSLAC - DV	05C	LMC	\$4,518.96
			6544076	NSLAC - DV	05C	LMC	\$4,884.23
			6544077	NSLAC - DV	05C	LMC	\$5,353.95
			6557453	NSLAC - DV	05C	LMC	\$5,935.73
			6565303	NSLAC - DV	05C	LMC	\$6,354.49
			6568625	NSLAC - DV	05C	LMC	\$2,620.01
			6577081	NSLAC - DV	05C	LMC	\$2,214.17
			6602179	NSLAC - DV	05C	LMC	\$1,637.54
			6602470	NSLAC - DV	05C	LMC	\$4,716.70



Office of Community Planning and Development
 U.S. Department of Housing and Urban Development
 Integrated Disbursement and Information System
 PR26 - CDBG-CV Financial Summary Report
 LAKE COUNTY , IL

DATE: 07-05-24
 TIME: 11:22
 PAGE: 3

Plan Year	IDIS Project	IDIS Activity	Voucher Number	Activity Name	Matrix Code	National Objective	Drawn Amount			
2019	3	4251	6615792	NSLAC - DV	05C	LMC	\$5,310.74			
			6630817	NSLAC - DV	05C	LMC	\$6,309.66			
			6650278	NSLAC - DV	05C	LMC	\$143.82			
		4252	4252	6546142	PSLS - Homelessness Prevention	05C	LMC	\$3,033.96		
				6569411	PSLS - Homelessness Prevention	05C	LMC	\$26,841.81		
				6587627	PSLS - Homelessness Prevention	05C	LMC	\$8,957.46		
				6602488	PSLS - Homelessness Prevention	05C	LMC	\$17,917.24		
				6638837	PSLS - Homelessness Prevention	05C	LMC	\$27,431.84		
				6680864	PSLS - Homelessness Prevention	05C	LMC	\$27,886.22		
				6719402	PSLS - Homelessness Prevention	05C	LMC	\$31,416.31		
				8	4191	6455149	United Way 211 - Information and referrals	05Z	LMC	\$16,504.74
						6470990	United Way 211 - Information and referrals	05Z	LMC	\$17,396.40
	6486010	United Way 211 - Information and referrals	05Z			LMC	\$45,220.00			
	6498010	United Way 211 - Information and referrals	05Z			LMC	\$19,850.40			
	6555042	United Way 211 - Information and referrals	05Z			LMC	\$26,303.27			
	6593569	United Way 211 - Information and referrals	05Z			LMC	\$44,278.01			
	6659831	United Way 211 - Information and referrals	05Z			LMC	\$20,757.77			
	6659833	United Way 211 - Information and referrals	05Z			LMC	\$29,689.41			
	6688626	United Way 211 - Information and referrals	05Z			LMC	\$32,452.59			
	6718937	United Way 211 - Information and referrals	05Z			LMC	\$23,144.84			
	6734606	United Way 211 - Information and referrals	05Z			LMC	\$4,402.57			
	4219	4219	6497799			Northern IL Food Bank	05W	LMC	\$199,998.80	
			6571951			Northern IL Food Bank	05W	LMC	\$34,160.00	
			6571969			Northern IL Food Bank	05W	LMC	\$88,176.20	
			6584599			Northern IL Food Bank	05W	LMC	\$28,120.00	
			6618386			Northern IL Food Bank	05W	LMC	\$77,481.74	
			6630987			Northern IL Food Bank	05W	LMC	\$9,539.04	
			6630994			Northern IL Food Bank	05W	LMC	\$12,524.22	
			6735361	Northern IL Food Bank	05W	LMC	\$100,133.36			
			6744253	Northern IL Food Bank	05W	LMC	\$4,210.90			
			6744286	Northern IL Food Bank	05W	LMC	\$19,200.64			
			6753779	Northern IL Food Bank	05W	LMC	\$65,965.24			
			6760225	Northern IL Food Bank	05W	LMC	\$61,737.76			
	4267	4267	6785248	Northern IL Food Bank	05W	LMC	\$116,406.10			
			6680364	Mano a Mano - Community Health Case Workers	05M	LMC	\$17,795.47			
			6686088	Mano a Mano - Community Health Case Workers	05M	LMC	\$22,064.56			
			6686107	Mano a Mano - Community Health Case Workers	05M	LMC	\$8,005.65			
			6686113	Mano a Mano - Community Health Case Workers	05M	LMC	\$2,134.32			
			4370	4370	6710620	ServicePoint	05Z	LMC	\$3,145.28	
	6779024	ServicePoint			05Z	LMC	\$2,823.54			
	6845281	ServicePoint			05Z	LMC	\$10,483.63			
	6845282	ServicePoint			05Z	LMC	\$3,196.11			
6854145	ServicePoint	05Z			LMC	\$351.44				
9	9	4153	6390753	Black Chamber of Commerce - CV Loan Program (Fatal-4)	18C	LMC	\$5,662.02			
		4155	6391018	Black Chamber of Commerce - CV Loan Program 02	18C	LMC	\$5,400.00			
		4156	6391019	Black Chamber of Commerce - CV Loan Program 03	18C	LMC	\$3,784.56			
		4157	6399278	Black Chamber of Commerce - CV Loan Program 04	18C	LMC	\$9,000.00			
		4158	6391021	Black Chamber of Commerce - CV Loan Program 05	18C	LMC	\$4,147.38			
			6452373	Black Chamber of Commerce - CV Loan Program 05	18C	LMC	\$27.00			
		4159	6391022	Black Chamber of Commerce - CV Loan Program 06	18C	LMC	\$3,803.94			
		4160	6391023	Black Chamber of Commerce - CV Loan Program 07	18C	LMC	\$8,846.16			
		4161	6391024	Black Chamber of Commerce - CV Loan Program 08	18C	LMC	\$9,000.00			
		4162	6391026	Black Chamber of Commerce - CV Loan Program 09	18C	LMC	\$9,000.00			
		4163	6391028	Black Chamber of Commerce - CV Loan Program 10	18C	LMC	\$9,000.00			
		4164	6391029	Black Chamber of Commerce - CV Loan Program 11	18C	LMC	\$4,800.78			
		4173	6411962	Black Chamber of Commerce - CV Loan Program	18C	LMC	\$9,995.22			
		12	4301	6613365	PADS - Rehabilitation - Day Center	03C	LMC	\$20,000.00		
				4200	6461093	Catholic Charities - Subsistence Payments	05Q	LMC	\$12,006.81	
6480198	Catholic Charities - Subsistence Payments				05Q	LMC	\$110,537.46			
6493630	Catholic Charities - Subsistence Payments	05Q	LMC		\$108,472.68					
2020	49	4200	6499323	Catholic Charities - Subsistence Payments	05Q	LMC	\$18,983.05			



Office of Community Planning and Development
 U.S. Department of Housing and Urban Development
 Integrated Disbursement and Information System
 PR26 - CDBG-CV Financial Summary Report
 LAKE COUNTY , IL

DATE: 07-05-24
 TIME: 11:22
 PAGE: 4

Plan Year	IDIS Project	IDIS Activity	Voucher Number	Activity Name	Matrix Code	National Objective	Drawn Amount
2020	49	4201	6454944	Community Action Partnership - Subsistence Payments	05Q	LMC	\$5,150.00
			6461045	Community Action Partnership - Subsistence Payments	05Q	LMC	\$29,976.77
			6470454	Community Action Partnership - Subsistence Payments	05Q	LMC	\$26,009.00
			6483758	Community Action Partnership - Subsistence Payments	05Q	LMC	\$46,829.70
			6494199	Community Action Partnership - Subsistence Payments	05Q	LMC	\$20,000.00
			6496006	Community Action Partnership - Subsistence Payments	05Q	LMC	\$61,913.80
		4202	6454997	Community Partners for Affordable Housing - Subsistence Payments	05Q	LMC	\$13,242.48
			6454999	Community Partners for Affordable Housing - Subsistence Payments	05Q	LMC	\$11,807.74
			6459450	Community Partners for Affordable Housing - Subsistence Payments	05Q	LMC	\$38,625.00
			6463595	Community Partners for Affordable Housing - Subsistence Payments	05Q	LMC	\$12,239.36
			6470397	Community Partners for Affordable Housing - Subsistence Payments	05Q	LMC	\$35,508.29
			6475880	Community Partners for Affordable Housing - Subsistence Payments	05Q	LMC	\$14,870.69
			6483760	Community Partners for Affordable Housing - Subsistence Payments	05Q	LMC	\$90,313.76
			6493619	Community Partners for Affordable Housing - Subsistence Payments	05Q	LMC	\$15,227.68
			6493621	Community Partners for Affordable Housing - Subsistence Payments	05Q	LMC	\$18,165.00
		4300	6588357	CPAH - Mortgage Assist. & Housing Counseling	13B	LMH	\$2,917.83
			6601677	CPAH - Mortgage Assist. & Housing Counseling	13B	LMH	\$4,310.17
			6601687	CPAH - Mortgage Assist. & Housing Counseling	13B	LMH	\$5,074.24
			6604556	CPAH - Mortgage Assist. & Housing Counseling	13B	LMH	\$2,972.14
			6609416	CPAH - Mortgage Assist. & Housing Counseling	13B	LMH	\$5,204.74
			6624128	CPAH - Mortgage Assist. & Housing Counseling	13B	LMH	\$3,663.81
			6648567	CPAH - Mortgage Assist. & Housing Counseling	13B	LMH	\$402.24
			6658906	CPAH - Mortgage Assist. & Housing Counseling	13B	LMH	\$8,052.85
			6662244	CPAH - Mortgage Assist. & Housing Counseling	13B	LMH	\$5,336.80
			6670330	CPAH - Mortgage Assist. & Housing Counseling	13B	LMH	\$9,749.54
			6681131	CPAH - Mortgage Assist. & Housing Counseling	13B	LMH	\$9,095.28
			6695771	CPAH - Mortgage Assist. & Housing Counseling	13B	LMH	\$12,991.05
			6705940	CPAH - Mortgage Assist. & Housing Counseling	13B	LMH	\$10,725.06
			6718056	CPAH - Mortgage Assist. & Housing Counseling	13B	LMH	\$10,496.75
			6728417	CPAH - Mortgage Assist. & Housing Counseling	13B	LMH	\$10,100.38
			6739016	CPAH - Mortgage Assist. & Housing Counseling	13B	LMH	\$10,040.24
			6752158	CPAH - Mortgage Assist. & Housing Counseling	13B	LMH	\$12,734.58
			6769831	CPAH - Mortgage Assist. & Housing Counseling	13B	LMH	\$15,032.66
			6773884	CPAH - Mortgage Assist. & Housing Counseling	13B	LMH	\$12,258.26
			6788970	CPAH - Mortgage Assist. & Housing Counseling	13B	LMH	\$10,106.29
			6797553	CPAH - Mortgage Assist. & Housing Counseling	13B	LMH	\$9,797.86
			6808393	CPAH - Mortgage Assist. & Housing Counseling	13B	LMH	\$7,345.38
			6824894	CPAH - Mortgage Assist. & Housing Counseling	13B	LMH	\$7,232.81
			6830472	CPAH - Mortgage Assist. & Housing Counseling	13B	LMH	\$6,915.95
			6862579	CPAH - Mortgage Assist. & Housing Counseling	13B	LMH	\$6,252.22
			6862582	CPAH - Mortgage Assist. & Housing Counseling	13B	LMH	\$6,162.72
			6869665	CPAH - Mortgage Assist. & Housing Counseling	13B	LMH	\$3,013.14
			6884352	CPAH - Mortgage Assist. & Housing Counseling	13B	LMH	\$6,633.34
			6890290	CPAH - Mortgage Assist. & Housing Counseling	13B	LMH	\$10,889.06
			6911969	CPAH - Mortgage Assist. & Housing Counseling	13B	LMH	\$5,135.27
			6911989	CPAH - Mortgage Assist. & Housing Counseling	13B	LMH	\$3,452.52
			6912006	CPAH - Mortgage Assist. & Housing Counseling	13B	LMH	\$3,671.90
			6912009	CPAH - Mortgage Assist. & Housing Counseling	13B	LMH	\$4,461.68
		4328	6663607	LCHA - Mortgage Relief Program	05U	LMC	\$34,502.56
			6699519	LCHA - Mortgage Relief Program	05U	LMC	\$20,686.41
			6710912	LCHA - Mortgage Relief Program	05U	LMC	\$12,520.20
			6747442	LCHA - Mortgage Relief Program	05U	LMC	\$23,904.14
			6779510	LCHA - Mortgage Relief Program	05U	LMC	\$27,491.31
			6815471	LCHA - Mortgage Relief Program	05U	LMC	\$37,107.29
			6851493	LCHA - Mortgage Relief Program	05U	LMC	\$11,674.09
			6857911	LCHA - Mortgage Relief Program	05U	LMC	\$18,247.98
			6884315	LCHA - Mortgage Relief Program	05U	LMC	\$24,085.40
			6913564	LCHA - Mortgage Relief Program	05U	LMC	\$17,997.41
		4391	6787309	Catholic Charities - Subsistence Payments - PD	05Q	LMC	\$202,419.85
			6797057	Catholic Charities - Subsistence Payments - PD	05Q	LMC	\$1,989.17
	50	4214	6485989	Northern IL Food Bank	05W	LMC	\$30,000.00



Office of Community Planning and Development
 U.S. Department of Housing and Urban Development
 Integrated Disbursement and Information System
 PR26 - CDBG-CV Financial Summary Report
 LAKE COUNTY , IL

DATE: 07-05-24
 TIME: 11:22
 PAGE: 5

Plan Year	IDIS Project	IDIS Activity	Voucher Number	Activity Name	Matrix Code	National Objective	Drawn Amount
2020	50	4214	6566660	Northern IL Food Bank	05W	LMC	\$12,471.26
			6595016	Northern IL Food Bank	05W	LMC	\$6,027.39
			6602255	Northern IL Food Bank	05W	LMC	\$13,022.89
			6638511	Northern IL Food Bank	05W	LMC	\$30,523.46
			4303	6597932	Highwood Public Library - Food Bank Accessibility	03E	LMA
	53	4265	6558467	North Chicago - CV Fire Equipment	03O	LMA	\$47,296.00
Total							\$3,486,076.74

LINE 16 DETAIL: ACTIVITIES INCLUDED IN THE COMPUTATION OF LINE 16

Plan Year	IDIS Project	IDIS Activity	Voucher Number	Activity Name	Matrix Code	National Objective	Drawn Amount	
2019	3	4154	6481199	Prairie State Legal Services - Legal Services	05C	LMC	\$3,105.42	
			6481210	Prairie State Legal Services - Legal Services	05C	LMC	\$22,248.48	
			6487103	Prairie State Legal Services - Legal Services	05C	LMC	\$23,812.50	
			6514385	Prairie State Legal Services - Legal Services	05C	LMC	\$24,447.50	
			6514387	Prairie State Legal Services - Legal Services	05C	LMC	\$3,530.91	
			6546080	Prairie State Legal Services - Legal Services	05C	LMC	\$22,855.19	
			4209	6475690	North Suburban Legal Aid Clinic - Legal Services	05C	LMC	\$21,191.84
				6475695	North Suburban Legal Aid Clinic - Legal Services	05C	LMC	\$4,381.81
				6475697	North Suburban Legal Aid Clinic - Legal Services	05C	LMC	\$5,829.03
				6475699	North Suburban Legal Aid Clinic - Legal Services	05C	LMC	\$6,845.89
				6476303	North Suburban Legal Aid Clinic - Legal Services	05C	LMC	\$9,600.71
				6486129	North Suburban Legal Aid Clinic - Legal Services	05C	LMC	\$2,150.72
				6537366	North Suburban Legal Aid Clinic - Legal Services	05C	LMC	\$4,556.41
				6543340	North Suburban Legal Aid Clinic - Legal Services	05C	LMC	\$6,056.02
				6543347	North Suburban Legal Aid Clinic - Legal Services	05C	LMC	\$4,618.58
				6555077	North Suburban Legal Aid Clinic - Legal Services	05C	LMC	\$5,478.55
				6565448	North Suburban Legal Aid Clinic - Legal Services	05C	LMC	\$5,683.93
				6568648	North Suburban Legal Aid Clinic - Legal Services	05C	LMC	\$5,744.30
				6577076	North Suburban Legal Aid Clinic - Legal Services	05C	LMC	\$5,359.79
				6600221	North Suburban Legal Aid Clinic - Legal Services	05C	LMC	\$5,766.78
				6602450	North Suburban Legal Aid Clinic - Legal Services	05C	LMC	\$5,486.67
				6615797	North Suburban Legal Aid Clinic - Legal Services	05C	LMC	\$4,772.36
				6630693	North Suburban Legal Aid Clinic - Legal Services	05C	LMC	\$14,866.07
			6640506	North Suburban Legal Aid Clinic - Legal Services	05C	LMC	\$6,610.54	
			4218	6514384	PADS - CV Shelter	03T	LMC	\$60,000.00
				6756545	PADS - CV Shelter	03T	LMC	\$30,249.26
				6756572	PADS - CV Shelter	03T	LMC	\$73,583.96
				6786326	PADS - CV Shelter	03T	LMC	\$96,166.78
			4251	6544073	NSLAC - DV	05C	LMC	\$4,518.96
				6544076	NSLAC - DV	05C	LMC	\$4,884.23
				6544077	NSLAC - DV	05C	LMC	\$5,353.95
				6557453	NSLAC - DV	05C	LMC	\$5,935.73
				6565303	NSLAC - DV	05C	LMC	\$6,354.49
				6568625	NSLAC - DV	05C	LMC	\$2,620.01
				6577081	NSLAC - DV	05C	LMC	\$2,214.17
				6602179	NSLAC - DV	05C	LMC	\$1,637.54
				6602470	NSLAC - DV	05C	LMC	\$4,716.70
				6615792	NSLAC - DV	05C	LMC	\$5,310.74
				6630817	NSLAC - DV	05C	LMC	\$6,309.66
				6650278	NSLAC - DV	05C	LMC	\$143.82
				4252	6546142	PSLS - Homelessness Prevention	05C	LMC
			6569411		PSLS - Homelessness Prevention	05C	LMC	\$26,841.81
			6587627		PSLS - Homelessness Prevention	05C	LMC	\$8,957.46
			6602488		PSLS - Homelessness Prevention	05C	LMC	\$17,917.24
			6638837		PSLS - Homelessness Prevention	05C	LMC	\$27,431.84
			6680864		PSLS - Homelessness Prevention	05C	LMC	\$27,886.22
			6719402		PSLS - Homelessness Prevention	05C	LMC	\$31,416.31
8	4191	6455149	United Way 211 - Information and referrals	05Z	LMC	\$16,504.74		



Office of Community Planning and Development
 U.S. Department of Housing and Urban Development
 Integrated Disbursement and Information System
 PR26 - CDBG-CV Financial Summary Report
 LAKE COUNTY , IL

DATE: 07-05-24
 TIME: 11:22
 PAGE: 6

Plan Year	IDIS Project	IDIS Activity	Voucher Number	Activity Name	Matrix Code	National Objective	Drawn Amount		
2019	8	4191	6470990	United Way 211 - Information and referrals	05Z	LMC	\$17,396.40		
			6486010	United Way 211 - Information and referrals	05Z	LMC	\$45,220.00		
			6498010	United Way 211 - Information and referrals	05Z	LMC	\$19,850.40		
			6555042	United Way 211 - Information and referrals	05Z	LMC	\$26,303.27		
			6593569	United Way 211 - Information and referrals	05Z	LMC	\$44,278.01		
			6659831	United Way 211 - Information and referrals	05Z	LMC	\$20,757.77		
			6659833	United Way 211 - Information and referrals	05Z	LMC	\$29,689.41		
			6688626	United Way 211 - Information and referrals	05Z	LMC	\$32,452.59		
			6718937	United Way 211 - Information and referrals	05Z	LMC	\$23,144.84		
			6734606	United Way 211 - Information and referrals	05Z	LMC	\$4,402.57		
			4219	6497799	Northern IL Food Bank	05W	LMC	\$199,998.80	
				6571951	Northern IL Food Bank	05W	LMC	\$34,160.00	
				6571969	Northern IL Food Bank	05W	LMC	\$88,176.20	
				6584599	Northern IL Food Bank	05W	LMC	\$28,120.00	
				6618386	Northern IL Food Bank	05W	LMC	\$77,481.74	
		6630987		Northern IL Food Bank	05W	LMC	\$9,539.04		
		6630994		Northern IL Food Bank	05W	LMC	\$12,524.22		
		6735361		Northern IL Food Bank	05W	LMC	\$100,133.36		
		6744253		Northern IL Food Bank	05W	LMC	\$4,210.90		
		6744286		Northern IL Food Bank	05W	LMC	\$19,200.64		
		6753779		Northern IL Food Bank	05W	LMC	\$65,965.24		
		6760225		Northern IL Food Bank	05W	LMC	\$61,737.76		
		6785248		Northern IL Food Bank	05W	LMC	\$116,406.10		
		4267		6680364	Mano a Mano - Community Health Case Workers	05M	LMC	\$17,795.47	
				6686088	Mano a Mano - Community Health Case Workers	05M	LMC	\$22,064.56	
			6686107	Mano a Mano - Community Health Case Workers	05M	LMC	\$8,005.65		
			6686113	Mano a Mano - Community Health Case Workers	05M	LMC	\$2,134.32		
		4370	6710620	ServicePoint	05Z	LMC	\$3,145.28		
			6779024	ServicePoint	05Z	LMC	\$2,823.54		
			6845281	ServicePoint	05Z	LMC	\$10,483.63		
			6845282	ServicePoint	05Z	LMC	\$3,196.11		
					6854145	ServicePoint	05Z	LMC	\$351.44
		2020	49	4200	6461093	Catholic Charities - Subsistence Payments	05Q	LMC	\$12,006.81
					6480198	Catholic Charities - Subsistence Payments	05Q	LMC	\$110,537.46
					6493630	Catholic Charities - Subsistence Payments	05Q	LMC	\$108,472.68
					6499323	Catholic Charities - Subsistence Payments	05Q	LMC	\$18,983.05
				4201	6454944	Community Action Partnership - Subsistence Payments	05Q	LMC	\$5,150.00
					6461045	Community Action Partnership - Subsistence Payments	05Q	LMC	\$29,976.77
					6470454	Community Action Partnership - Subsistence Payments	05Q	LMC	\$26,009.00
					6483758	Community Action Partnership - Subsistence Payments	05Q	LMC	\$46,829.70
					6494199	Community Action Partnership - Subsistence Payments	05Q	LMC	\$20,000.00
					6496006	Community Action Partnership - Subsistence Payments	05Q	LMC	\$61,913.80
				4202	6454997	Community Partners for Affordable Housing - Subsistence Payments	05Q	LMC	\$13,242.48
					6454999	Community Partners for Affordable Housing - Subsistence Payments	05Q	LMC	\$11,807.74
					6459450	Community Partners for Affordable Housing - Subsistence Payments	05Q	LMC	\$38,625.00
6463595	Community Partners for Affordable Housing - Subsistence Payments				05Q	LMC	\$12,239.36		
6470397	Community Partners for Affordable Housing - Subsistence Payments				05Q	LMC	\$35,508.29		
6475880	Community Partners for Affordable Housing - Subsistence Payments				05Q	LMC	\$14,870.69		
6483760	Community Partners for Affordable Housing - Subsistence Payments				05Q	LMC	\$90,313.76		
6493619	Community Partners for Affordable Housing - Subsistence Payments				05Q	LMC	\$15,227.68		
6493621	Community Partners for Affordable Housing - Subsistence Payments				05Q	LMC	\$18,165.00		
4328	6663607				LCHA - Mortgage Relief Program	05U	LMC	\$34,502.56	
	6699519			LCHA - Mortgage Relief Program	05U	LMC	\$20,686.41		
	6710912			LCHA - Mortgage Relief Program	05U	LMC	\$12,520.20		
	6747442			LCHA - Mortgage Relief Program	05U	LMC	\$23,904.14		
	6779510			LCHA - Mortgage Relief Program	05U	LMC	\$27,491.31		
	6815471			LCHA - Mortgage Relief Program	05U	LMC	\$37,107.29		
	6851493			LCHA - Mortgage Relief Program	05U	LMC	\$11,674.09		
	6857911			LCHA - Mortgage Relief Program	05U	LMC	\$18,247.98		
	6884315			LCHA - Mortgage Relief Program	05U	LMC	\$24,085.40		
6913564	LCHA - Mortgage Relief Program			05U	LMC	\$17,997.41			



Office of Community Planning and Development
 U.S. Department of Housing and Urban Development
 Integrated Disbursement and Information System
 PR26 - CDBG-CV Financial Summary Report
 LAKE COUNTY , IL

DATE: 07-05-24
 TIME: 11:22
 PAGE: 7

Plan Year	IDIS Project	IDIS Activity	Voucher Number	Activity Name	Matrix Code	National Objective	Drawn Amount
2020	49	4391	6787309	Catholic Charities - Subsistence Payments - PD	05Q	LMC	\$202,419.85
			6797057	Catholic Charities - Subsistence Payments - PD	05Q	LMC	\$1,989.17
	50	4214	6485989	Northern IL Food Bank	05W	LMC	\$30,000.00
			6566660	Northern IL Food Bank	05W	LMC	\$12,471.26
			6595016	Northern IL Food Bank	05W	LMC	\$6,027.39
			6602255	Northern IL Food Bank	05W	LMC	\$13,022.89
			6638511	Northern IL Food Bank	05W	LMC	\$30,523.46
Total							\$3,060,688.92

LINE 19 DETAIL: ACTIVITIES INCLUDED IN THE COMPUTATION OF LINE 19

Plan Year	IDIS Project	IDIS Activity	Voucher Number	Activity Name	Matrix Code	National Objective	Drawn Amount
2019	11	4195	6442198	CDBG-CV1 Admin	21A		\$12,446.11
			6512913	CDBG-CV1 Admin	21A		\$37,333.54
			6587660	CDBG-CV1 Admin	21A		\$31,006.79
			6601963	CDBG-CV1 Admin	21A		\$16,684.45
			6641492	CDBG-CV1 Admin	21A		\$151,346.75
			6687062	CDBG-CV1 Admin	21A		\$149,859.27
			6755214	CDBG-CV1 Admin	21A		\$179,151.11
			6869301	CDBG-CV1 Admin	21A		\$1,387.98
			6906143	CDBG-CV1 Admin	21A		\$236,295.77
Total							\$815,511.77



U.S. Department of Housing and Urban Development
 Office of Community Planning and Development
 Integrated Disbursement and Information System
 Status of HOME Grants
 LAKE COUNTY CONSORTIUM

DATE: 07-05-24
 TIME: 11:24
 PAGE: 1

IDIS - PR27

Commitments from Authorized Funds

Fiscal Year	Total Authorization	Admin/CHDO OP Authorization	CR/CL/CC – Amount Committed to CHDOS	% CHDO Cmtd	SU Funds-Subgrants to Other Entities	EN Funds-PJ Committed to Activities	Total Authorized Commitments	% of Auth Cmtd
1992	\$1,283,000.00	\$114,150.00	\$398,380.46	31.0%	\$0.00	\$770,469.54	\$1,283,000.00	100.0%
1993	\$847,000.00	\$116,200.00	\$351,632.21	41.5%	\$0.00	\$379,167.79	\$847,000.00	100.0%
1994	\$1,208,000.00	\$181,200.00	\$532,091.52	44.0%	\$0.00	\$494,708.48	\$1,208,000.00	100.0%
1995	\$1,298,000.00	\$148,394.88	\$219,316.31	16.8%	\$0.00	\$930,288.81	\$1,298,000.00	100.0%
1996	\$1,198,000.00	\$30,407.00	\$270,000.00	22.5%	\$0.00	\$897,593.00	\$1,198,000.00	100.0%
1997	\$1,180,000.00	\$177,000.00	\$544,500.00	46.1%	\$0.00	\$458,500.00	\$1,180,000.00	100.0%
1998	\$1,248,000.00	\$186,750.00	\$394,658.00	31.6%	\$0.00	\$666,592.00	\$1,248,000.00	100.0%
1999	\$1,349,000.00	\$179,900.00	\$202,350.00	15.0%	\$0.00	\$966,750.00	\$1,349,000.00	100.0%
2000	\$1,220,000.00	\$172,000.00	\$200,000.00	16.3%	\$0.00	\$848,000.00	\$1,220,000.00	100.0%
2001	\$1,506,000.00	\$216,600.00	\$265,000.00	17.5%	\$0.00	\$1,024,400.00	\$1,506,000.00	100.0%
2002	\$1,510,000.00	\$201,000.00	\$226,500.00	15.0%	\$0.00	\$1,082,500.00	\$1,510,000.00	100.0%
2003	\$1,747,850.00	\$262,177.00	\$262,177.50	15.0%	\$0.00	\$1,223,495.50	\$1,747,850.00	100.0%
2004	\$1,948,573.00	\$270,350.00	\$293,164.37	15.0%	\$0.00	\$1,385,058.63	\$1,948,573.00	100.0%
2005	\$1,732,356.00	\$250,104.00	\$250,104.00	14.4%	\$0.00	\$1,232,148.00	\$1,732,356.00	100.0%
2006	\$1,596,541.00	\$234,615.90	\$234,616.35	14.6%	\$0.00	\$1,127,308.75	\$1,596,541.00	100.0%
2007	\$1,599,070.00	\$234,868.80	\$234,995.70	14.6%	\$0.00	\$1,129,205.50	\$1,599,070.00	100.0%
2008	\$1,761,824.96	\$238,444.20	\$469,477.76	26.6%	\$25,973.00	\$1,027,930.00	\$1,761,824.96	100.0%
2009	\$1,676,147.00	\$258,624.00	\$575,388.41	34.3%	\$449,818.69	\$392,315.90	\$1,676,147.00	100.0%
2010	\$1,671,260.00	\$253,413.70	\$445,000.00	26.6%	\$859,378.37	\$113,467.93	\$1,671,260.00	100.0%
2011	\$1,504,745.00	\$247,743.70	\$802,501.30	53.3%	\$250,000.00	\$204,500.00	\$1,504,745.00	100.0%
2012	\$995,134.00	\$149,269.40	\$260,000.00	26.1%	\$508,896.35	\$76,968.25	\$995,134.00	100.0%
2013	\$1,000,453.00	\$130,045.30	\$664,884.34	66.4%	\$179,784.35	\$25,739.01	\$1,000,453.00	100.0%
2014	\$1,114,833.00	\$165,342.30	\$727,170.95	65.2%	\$222,319.75	\$0.00	\$1,114,833.00	100.0%
2015	\$1,041,188.00	\$144,118.80	\$157,500.00	15.1%	\$474,615.24	\$264,953.96	\$1,041,188.00	100.0%
2016	\$1,125,701.00	\$142,570.10	\$492,049.00	43.7%	\$434,598.90	\$56,483.00	\$1,125,701.00	100.0%
2017	\$1,157,197.00	\$160,719.70	\$255,981.84	22.1%	\$664,250.89	\$76,244.57	\$1,157,197.00	100.0%
2018	\$1,684,900.00	\$168,490.00	\$486,743.00	28.8%	\$1,029,667.00	\$0.00	\$1,684,900.00	100.0%
2019	\$1,509,922.00	\$200,992.20	\$465,699.80	30.8%	\$843,230.00	\$0.00	\$1,509,922.00	100.0%
2020	\$1,669,965.00	\$166,996.50	\$0.00	0.0%	\$606,642.70	\$0.00	\$773,639.20	46.3%
2021	\$1,662,483.00	\$196,248.00	\$85,000.00	5.1%	\$649,839.84	\$0.00	\$931,087.84	56.0%
2022	\$1,838,302.00	\$263,830.20	\$0.00	0.0%	\$800,016.00	\$0.00	\$1,063,846.20	57.8%
2023	\$1,774,805.00	\$257,480.50	\$0.00	0.0%	\$16,755.00	\$0.00	\$274,235.50	15.4%



U.S. Department of Housing and Urban Development
 Office of Community Planning and Development
 Integrated Disbursement and Information System
 Status of HOME Grants
 LAKE COUNTY CONSORTIUM

DATE: 07-05-24
 TIME: 11:24
 PAGE: 2

IDIS - PR27

Fiscal Year	Total Authorization	Admin/CHDO OP Authorization	CR/CL/CC – Amount Committed to CHDOS	% CHDO Cmtd	SU Funds-Subgrants to Other Entities	EN Funds-PJ Committed to Activities	Total Authorized Commitments	% of Auth Cmtd
Total	\$45,660,249.96	\$6,120,046.18	\$10,766,882.82	23.5%	\$8,015,786.08	\$16,854,788.62	\$41,757,503.70	91.4%



U.S. Department of Housing and Urban Development
 Office of Community Planning and Development
 Integrated Disbursement and Information System
 Status of HOME Grants
 LAKE COUNTY CONSORTIUM

DATE: 07-05-24
 TIME: 11:24
 PAGE: 3

IDIS - PR27

Program Income (PI)

Program Year	Total Receipts	Amount Suballocated to PA	Amount Committed to Activities	% Committed	Net Disbursed	Disbursed Pending Approval	Total Disbursed	% Disbursed
1992	\$0.00	N/A	\$0.00	0.0%	\$0.00	\$0.00	\$0.00	0.0%
1993	\$0.00	N/A	\$0.00	0.0%	\$0.00	\$0.00	\$0.00	0.0%
1994	\$0.00	N/A	\$0.00	0.0%	\$0.00	\$0.00	\$0.00	0.0%
1995	\$0.00	N/A	\$0.00	0.0%	\$0.00	\$0.00	\$0.00	0.0%
1996	\$0.00	N/A	\$0.00	0.0%	\$0.00	\$0.00	\$0.00	0.0%
1997	\$371,150.46	N/A	\$371,150.46	100.0%	\$371,150.46	\$0.00	\$371,150.46	100.0%
1998	\$123,883.56	N/A	\$123,883.56	100.0%	\$123,883.56	\$0.00	\$123,883.56	100.0%
1999	\$125,857.74	N/A	\$125,857.74	100.0%	\$125,857.74	\$0.00	\$125,857.74	100.0%
2000	\$257,359.35	N/A	\$257,359.35	100.0%	\$257,359.35	\$0.00	\$257,359.35	100.0%
2001	\$148,904.81	N/A	\$148,904.81	100.0%	\$148,904.81	\$0.00	\$148,904.81	100.0%
2002	\$107,976.60	N/A	\$107,976.60	100.0%	\$107,976.60	\$0.00	\$107,976.60	100.0%
2003	\$100,151.46	N/A	\$100,151.46	100.0%	\$100,151.46	\$0.00	\$100,151.46	100.0%
2004	\$170,007.13	N/A	\$170,007.13	100.0%	\$170,007.13	\$0.00	\$170,007.13	100.0%
2005	\$511,791.61	N/A	\$511,791.61	100.0%	\$511,791.61	\$0.00	\$511,791.61	100.0%
2006	\$242,558.78	N/A	\$242,558.78	100.0%	\$242,558.78	\$0.00	\$242,558.78	100.0%
2007	\$479,993.18	N/A	\$479,993.18	100.0%	\$479,993.18	\$0.00	\$479,993.18	100.0%
2008	\$126,990.90	N/A	\$126,990.90	100.0%	\$126,990.90	\$0.00	\$126,990.90	100.0%
2009	\$72,023.00	N/A	\$72,023.00	100.0%	\$72,023.00	\$0.00	\$72,023.00	100.0%
2010	\$27,247.02	N/A	\$27,247.02	100.0%	\$27,247.02	\$0.00	\$27,247.02	100.0%
2011	\$220,331.98	N/A	\$220,331.98	100.0%	\$220,331.98	\$0.00	\$220,331.98	100.0%
2012	\$46,308.75	\$0.00	\$46,308.75	100.0%	\$46,308.75	\$0.00	\$46,308.75	100.0%
2013	\$45,779.96	\$0.00	\$45,779.96	100.0%	\$45,779.96	\$0.00	\$45,779.96	100.0%
2014	\$28,290.06	\$0.00	\$28,290.06	100.0%	\$28,290.06	\$0.00	\$28,290.06	100.0%
2015	\$46,181.32	\$4,618.13	\$41,563.19	100.0%	\$41,563.19	\$0.00	\$41,563.19	100.0%
2016	\$45,549.00	\$4,554.90	\$40,994.10	100.0%	\$40,994.10	\$0.00	\$40,994.10	100.0%
2017	\$175,528.94	\$17,552.89	\$157,976.05	100.0%	\$157,976.05	\$0.00	\$157,976.05	100.0%
2018	\$96,340.66	\$9,529.90	\$86,810.76	99.9%	\$86,810.76	\$0.00	\$86,810.76	99.9%
2019	\$117,111.20	\$34.60	\$117,076.60	100.0%	\$117,076.60	\$0.00	\$117,076.60	100.0%
2020	\$65,376.50	\$0.00	\$65,376.50	100.0%	\$65,376.50	\$0.00	\$65,376.50	100.0%
2021	\$602,802.88	\$0.00	\$602,802.88	100.0%	\$491,485.50	\$0.00	\$491,485.50	81.5%
2022	\$6,499.66	\$0.00	\$6,499.66	100.0%	\$0.00	\$0.00	\$0.00	0.0%
2023	\$6,499.66	\$0.00	\$6,499.66	100.0%	\$0.00	\$0.00	\$0.00	0.0%
Total	\$4,368,496.17	\$36,290.42	\$4,332,205.75	100.0%	\$4,207,889.05	\$0.00	\$4,207,889.05	97.1%



U.S. Department of Housing and Urban Development
 Office of Community Planning and Development
 Integrated Disbursement and Information System
 Status of HOME Grants
 LAKE COUNTY CONSORTIUM

DATE: 07-05-24
 TIME: 11:24
 PAGE: 4

IDIS - PR27

Program Income for Administration (PA)

Program Year	Authorized Amount	Amount Committed to Activities	% Committed	Net Disbursed	Disbursed Pending Approval	Total Disbursed	% Disbursed
2012	\$0.00	\$0.00	0.0%	\$0.00	\$0.00	\$0.00	0.0%
2013	\$0.00	\$0.00	0.0%	\$0.00	\$0.00	\$0.00	0.0%
2014	\$0.00	\$0.00	0.0%	\$0.00	\$0.00	\$0.00	0.0%
2015	\$4,618.13	\$4,618.13	100.0%	\$4,618.13	\$0.00	\$4,618.13	100.0%
2016	\$4,554.90	\$4,554.90	100.0%	\$4,554.90	\$0.00	\$4,554.90	100.0%
2017	\$17,552.89	\$17,552.89	100.0%	\$17,552.89	\$0.00	\$17,552.89	100.0%
2018	\$9,529.90	\$9,529.90	100.0%	\$9,529.90	\$0.00	\$9,529.90	100.0%
2019	\$34.60	\$34.60	100.0%	\$34.60	\$0.00	\$34.60	100.0%
2020	\$0.00	\$0.00	0.0%	\$0.00	\$0.00	\$0.00	0.0%
2021	\$0.00	\$0.00	0.0%	\$0.00	\$0.00	\$0.00	0.0%
2022	\$0.00	\$0.00	0.0%	\$0.00	\$0.00	\$0.00	0.0%
2023	\$0.00	\$0.00	0.0%	\$0.00	\$0.00	\$0.00	0.0%
Total	\$36,290.42	\$36,290.42	100.0%	\$36,290.42	\$0.00	\$36,290.42	100.0%



U.S. Department of Housing and Urban Development
 Office of Community Planning and Development
 Integrated Disbursement and Information System
 Status of HOME Grants
 LAKE COUNTY CONSORTIUM

DATE: 07-05-24
 TIME: 11:24
 PAGE: 5

IDIS - PR27

Recaptured Homebuyer Funds (HP)

Program Year	Total Receipts	Amount Committed to Activities	% Committed	Net Disbursed	Disbursed Pending Approval	Total Disbursed	% Disbursed
2015	\$23,043.76	\$23,043.76	100.0%	\$23,043.76	\$0.00	\$23,043.76	100.0%
2016	\$17,816.50	\$17,816.50	100.0%	\$17,816.50	\$0.00	\$17,816.50	100.0%
2017	\$19,700.00	\$19,700.00	100.0%	\$19,700.00	\$0.00	\$19,700.00	100.0%
2018	\$7,800.00	\$7,800.00	100.0%	\$7,800.00	\$0.00	\$7,800.00	100.0%
2019	\$16,374.80	\$16,374.80	100.0%	\$16,374.80	\$0.00	\$16,374.80	100.0%
2020	\$35,357.69	\$20,312.00	57.4%	\$0.00	\$20,312.00	\$20,312.00	57.4%
2021	\$21,683.75	\$0.00	0.0%	\$0.00	\$0.00	\$0.00	0.0%
2022	\$25,317.00	\$0.00	0.0%	\$0.00	\$0.00	\$0.00	0.0%
2023	\$4,347.50	\$0.00	0.0%	\$0.00	\$0.00	\$0.00	0.0%
2024	\$33,300.00	\$0.00	0.0%	\$0.00	\$0.00	\$0.00	0.0%
Total	\$204,741.00	\$105,047.06	51.3%	\$84,735.06	\$20,312.00	\$105,047.06	51.3%



U.S. Department of Housing and Urban Development
 Office of Community Planning and Development
 Integrated Disbursement and Information System
 Status of HOME Grants
 LAKE COUNTY CONSORTIUM

DATE: 07-05-24
 TIME: 11:24
 PAGE: 6

IDIS - PR27

Repayments to Local Account (IU)

Program Year	Total Receipts	Amount Committed to Activities	% Committed	Net Disbursed	Disbursed Pending Approval	Total Disbursed	% Disbursed
2015	\$65,000.00	\$65,000.00	100.0%	\$65,000.00	\$0.00	\$65,000.00	100.0%
2016	\$0.00	\$0.00	0.0%	\$0.00	\$0.00	\$0.00	0.0%
2017	\$69,011.44	\$69,011.00	99.9%	\$69,011.00	\$0.00	\$69,011.00	99.9%
2018	\$0.00	\$0.00	0.0%	\$0.00	\$0.00	\$0.00	0.0%
2019	\$0.00	\$0.00	0.0%	\$0.00	\$0.00	\$0.00	0.0%
2020	\$0.00	\$0.00	0.0%	\$0.00	\$0.00	\$0.00	0.0%
2021	\$0.00	\$0.00	0.0%	\$0.00	\$0.00	\$0.00	0.0%
2022	\$0.00	\$0.00	0.0%	\$0.00	\$0.00	\$0.00	0.0%
2023	\$179,688.00	\$179,688.00	100.0%	\$149,378.00	\$30,310.00	\$179,688.00	100.0%
2024	\$0.00	\$0.00	0.0%	\$0.00	\$0.00	\$0.00	0.0%
Total	\$313,699.44	\$313,699.00	99.9%	\$283,389.00	\$30,310.00	\$313,699.00	99.9%



U.S. Department of Housing and Urban Development
 Office of Community Planning and Development
 Integrated Disbursement and Information System
 Status of HOME Grants
 LAKE COUNTY CONSORTIUM

DATE: 07-05-24
 TIME: 11:24
 PAGE: 7

IDIS - PR27

Disbursements from Treasury Account

Fiscal Year	Total Authorization	Disbursed	Returned	Net Disbursed	Disbursed Pending Approval	Total Disbursed	% Disb	Available to Disburse
1992	\$1,283,000.00	\$1,283,000.00	\$0.00	\$1,283,000.00	\$0.00	\$1,283,000.00	100.0%	\$0.00
1993	\$847,000.00	\$847,000.00	\$0.00	\$847,000.00	\$0.00	\$847,000.00	100.0%	\$0.00
1994	\$1,208,000.00	\$1,208,000.00	\$0.00	\$1,208,000.00	\$0.00	\$1,208,000.00	100.0%	\$0.00
1995	\$1,298,000.00	\$1,298,000.00	\$0.00	\$1,298,000.00	\$0.00	\$1,298,000.00	100.0%	\$0.00
1996	\$1,198,000.00	\$1,198,000.00	\$0.00	\$1,198,000.00	\$0.00	\$1,198,000.00	100.0%	\$0.00
1997	\$1,180,000.00	\$1,180,000.00	\$0.00	\$1,180,000.00	\$0.00	\$1,180,000.00	100.0%	\$0.00
1998	\$1,248,000.00	\$1,248,000.00	\$0.00	\$1,248,000.00	\$0.00	\$1,248,000.00	100.0%	\$0.00
1999	\$1,349,000.00	\$1,349,000.00	\$0.00	\$1,349,000.00	\$0.00	\$1,349,000.00	100.0%	\$0.00
2000	\$1,220,000.00	\$1,323,720.23	(\$103,720.23)	\$1,220,000.00	\$0.00	\$1,220,000.00	100.0%	\$0.00
2001	\$1,506,000.00	\$1,506,000.00	\$0.00	\$1,506,000.00	\$0.00	\$1,506,000.00	100.0%	\$0.00
2002	\$1,510,000.00	\$1,510,000.00	\$0.00	\$1,510,000.00	\$0.00	\$1,510,000.00	100.0%	\$0.00
2003	\$1,747,850.00	\$1,747,850.00	\$0.00	\$1,747,850.00	\$0.00	\$1,747,850.00	100.0%	\$0.00
2004	\$1,948,573.00	\$1,948,573.00	\$0.00	\$1,948,573.00	\$0.00	\$1,948,573.00	100.0%	\$0.00
2005	\$1,732,356.00	\$1,732,356.00	\$0.00	\$1,732,356.00	\$0.00	\$1,732,356.00	100.0%	\$0.00
2006	\$1,596,541.00	\$1,596,541.00	\$0.00	\$1,596,541.00	\$0.00	\$1,596,541.00	100.0%	\$0.00
2007	\$1,599,070.00	\$1,599,070.00	\$0.00	\$1,599,070.00	\$0.00	\$1,599,070.00	100.0%	\$0.00
2008	\$1,761,824.96	\$1,761,824.96	\$0.00	\$1,761,824.96	\$0.00	\$1,761,824.96	100.0%	\$0.00
2009	\$1,676,147.00	\$1,676,147.00	\$0.00	\$1,676,147.00	\$0.00	\$1,676,147.00	100.0%	\$0.00
2010	\$1,671,260.00	\$1,726,260.00	(\$55,000.00)	\$1,671,260.00	\$0.00	\$1,671,260.00	100.0%	\$0.00
2011	\$1,504,745.00	\$1,512,747.50	(\$8,002.50)	\$1,504,745.00	\$0.00	\$1,504,745.00	100.0%	\$0.00
2012	\$995,134.00	\$995,134.00	\$0.00	\$995,134.00	\$0.00	\$995,134.00	100.0%	\$0.00
2013	\$1,000,453.00	\$1,000,453.00	\$0.00	\$1,000,453.00	\$0.00	\$1,000,453.00	100.0%	\$0.00
2014	\$1,114,833.00	\$1,114,833.00	\$0.00	\$1,114,833.00	\$0.00	\$1,114,833.00	100.0%	\$0.00
2015	\$1,041,188.00	\$1,041,188.00	\$0.00	\$1,041,188.00	\$0.00	\$1,041,188.00	100.0%	\$0.00
2016	\$1,125,701.00	\$1,125,701.00	\$0.00	\$1,125,701.00	\$0.00	\$1,125,701.00	100.0%	\$0.00
2017	\$1,157,197.00	\$1,157,197.00	\$0.00	\$1,157,197.00	\$0.00	\$1,157,197.00	100.0%	\$0.00
2018	\$1,684,900.00	\$1,684,900.00	\$0.00	\$1,684,900.00	\$0.00	\$1,684,900.00	100.0%	\$0.00
2019	\$1,509,922.00	\$1,334,168.50	\$0.00	\$1,334,168.50	\$0.00	\$1,334,168.50	88.3%	\$175,753.50
2020	\$1,669,965.00	\$730,649.50	\$0.00	\$730,649.50	\$40,367.70	\$771,017.20	46.1%	\$898,947.80
2021	\$1,662,483.00	\$910,418.34	\$0.00	\$910,418.34	\$0.00	\$910,418.34	54.7%	\$752,064.66
2022	\$1,838,302.00	\$762,266.96	\$0.00	\$762,266.96	\$0.00	\$762,266.96	41.4%	\$1,076,035.04
2023	\$1,774,805.00	\$81,595.00	\$0.00	\$81,595.00	\$0.00	\$81,595.00	4.5%	\$1,693,210.00
Total	\$45,660,249.96	\$41,190,593.99	(\$166,722.73)	\$41,023,871.26	\$40,367.70	\$41,064,238.96	89.9%	\$4,596,011.00



U.S. Department of Housing and Urban Development
 Office of Community Planning and Development
 Integrated Disbursement and Information System
 Status of HOME Grants
 LAKE COUNTY CONSORTIUM

DATE: 07-05-24
 TIME: 11:24
 PAGE: 8

IDIS - PR27

Home Activities Commitments/Disbursements from Treasury Account

Fiscal Year	Authorized for Activities	Amount Committed to Activities	% Cmtd	Disbursed	Returned	Net Disbursed	% Net Disb	Disbursed Pending Approval	Total Disbursed	% Disb
1992	\$1,168,850.00	\$1,168,850.00	100.0%	\$1,168,850.00	\$0.00	\$1,168,850.00	100.0%	\$0.00	\$1,168,850.00	100.0%
1993	\$730,800.00	\$730,800.00	100.0%	\$730,800.00	\$0.00	\$730,800.00	100.0%	\$0.00	\$730,800.00	100.0%
1994	\$1,026,800.00	\$1,026,800.00	100.0%	\$1,026,800.00	\$0.00	\$1,026,800.00	100.0%	\$0.00	\$1,026,800.00	100.0%
1995	\$1,149,605.12	\$1,149,605.12	100.0%	\$1,149,605.12	\$0.00	\$1,149,605.12	100.0%	\$0.00	\$1,149,605.12	100.0%
1996	\$1,167,593.00	\$1,167,593.00	100.0%	\$1,167,593.00	\$0.00	\$1,167,593.00	100.0%	\$0.00	\$1,167,593.00	100.0%
1997	\$1,003,000.00	\$1,003,000.00	100.0%	\$1,003,000.00	\$0.00	\$1,003,000.00	100.0%	\$0.00	\$1,003,000.00	100.0%
1998	\$1,061,250.00	\$1,061,250.00	100.0%	\$1,061,250.00	\$0.00	\$1,061,250.00	100.0%	\$0.00	\$1,061,250.00	100.0%
1999	\$1,169,100.00	\$1,169,100.00	100.0%	\$1,169,100.00	\$0.00	\$1,169,100.00	100.0%	\$0.00	\$1,169,100.00	100.0%
2000	\$1,048,000.00	\$1,048,000.00	100.0%	\$1,151,720.23	(\$103,720.23)	\$1,048,000.00	100.0%	\$0.00	\$1,048,000.00	100.0%
2001	\$1,289,400.00	\$1,289,400.00	100.0%	\$1,289,400.00	\$0.00	\$1,289,400.00	100.0%	\$0.00	\$1,289,400.00	100.0%
2002	\$1,309,000.00	\$1,309,000.00	100.0%	\$1,309,000.00	\$0.00	\$1,309,000.00	100.0%	\$0.00	\$1,309,000.00	100.0%
2003	\$1,485,673.00	\$1,485,673.00	100.0%	\$1,485,673.00	\$0.00	\$1,485,673.00	100.0%	\$0.00	\$1,485,673.00	100.0%
2004	\$1,678,223.00	\$1,678,223.00	100.0%	\$1,678,223.00	\$0.00	\$1,678,223.00	100.0%	\$0.00	\$1,678,223.00	100.0%
2005	\$1,482,252.00	\$1,482,252.00	100.0%	\$1,482,252.00	\$0.00	\$1,482,252.00	100.0%	\$0.00	\$1,482,252.00	100.0%
2006	\$1,361,925.10	\$1,361,925.10	100.0%	\$1,361,925.10	\$0.00	\$1,361,925.10	100.0%	\$0.00	\$1,361,925.10	100.0%
2007	\$1,364,201.20	\$1,364,201.20	100.0%	\$1,364,201.20	\$0.00	\$1,364,201.20	100.0%	\$0.00	\$1,364,201.20	100.0%
2008	\$1,523,380.76	\$1,523,380.76	100.0%	\$1,523,380.76	\$0.00	\$1,523,380.76	100.0%	\$0.00	\$1,523,380.76	100.0%
2009	\$1,417,523.00	\$1,417,523.00	100.0%	\$1,417,523.00	\$0.00	\$1,417,523.00	100.0%	\$0.00	\$1,417,523.00	100.0%
2010	\$1,417,846.30	\$1,417,846.30	100.0%	\$1,472,846.30	(\$55,000.00)	\$1,417,846.30	100.0%	\$0.00	\$1,417,846.30	100.0%
2011	\$1,257,001.30	\$1,257,001.30	100.0%	\$1,265,003.80	(\$8,002.50)	\$1,257,001.30	100.0%	\$0.00	\$1,257,001.30	100.0%
2012	\$845,864.60	\$845,864.60	100.0%	\$845,864.60	\$0.00	\$845,864.60	100.0%	\$0.00	\$845,864.60	100.0%
2013	\$870,407.70	\$870,407.70	100.0%	\$870,407.70	\$0.00	\$870,407.70	100.0%	\$0.00	\$870,407.70	100.0%
2014	\$949,490.70	\$949,490.70	100.0%	\$949,490.70	\$0.00	\$949,490.70	100.0%	\$0.00	\$949,490.70	100.0%
2015	\$897,069.20	\$897,069.20	100.0%	\$897,069.20	\$0.00	\$897,069.20	100.0%	\$0.00	\$897,069.20	100.0%
2016	\$983,130.90	\$983,130.90	100.0%	\$983,130.90	\$0.00	\$983,130.90	100.0%	\$0.00	\$983,130.90	100.0%
2017	\$996,477.30	\$996,477.30	100.0%	\$996,477.30	\$0.00	\$996,477.30	100.0%	\$0.00	\$996,477.30	100.0%
2018	\$1,516,410.00	\$1,516,410.00	100.0%	\$1,516,410.00	\$0.00	\$1,516,410.00	100.0%	\$0.00	\$1,516,410.00	100.0%
2019	\$1,308,929.80	\$1,133,176.30	86.6%	\$1,133,176.30	\$0.00	\$1,133,176.30	86.6%	\$0.00	\$1,133,176.30	86.6%
2020	\$1,502,968.50	\$604,070.70	40.2%	\$563,653.00	\$0.00	\$563,653.00	37.5%	\$40,367.70	\$604,020.70	40.2%
2021	\$1,466,235.00	\$732,170.34	49.9%	\$714,170.34	\$0.00	\$714,170.34	48.7%	\$0.00	\$714,170.34	48.7%
2022	\$1,574,471.80	\$663,152.00	42.1%	\$653,152.00	\$0.00	\$653,152.00	41.5%	\$0.00	\$653,152.00	41.5%
2023	\$1,517,324.50	\$16,755.00	1.1%	\$16,755.00	\$0.00	\$16,755.00	1.1%	\$0.00	\$16,755.00	1.1%



U.S. Department of Housing and Urban Development
 Office of Community Planning and Development
 Integrated Disbursement and Information System
 Status of HOME Grants
 LAKE COUNTY CONSORTIUM

DATE: 07-05-24
 TIME: 11:24
 PAGE: 9

IDIS - PR27

Fiscal Year	Authorized for Activities	Amount Committed to Activities	% Cmtd	Disbursed	Returned	Net Disbursed	% Net Disb	Disbursed Pending Approval	Total Disbursed	% Disb
Total	\$39,540,203.78	\$35,319,598.52	89.3%	\$35,417,903.55	(\$166,722.73)	\$35,251,180.82	89.2%	\$40,367.70	\$35,291,548.52	89.3%



U.S. Department of Housing and Urban Development
 Office of Community Planning and Development
 Integrated Disbursement and Information System
 Status of HOME Grants
 LAKE COUNTY CONSORTIUM

DATE: 07-05-24
 TIME: 11:24
 PAGE: 10

IDIS - PR27

Administrative Funds (AD)

Fiscal Year	Authorized Amount	Amount Committed	% Auth Cmtd	Balance to Commit	Total Disbursed	% Auth Disb	Available to Disburse
1992	\$64,150.00	\$64,150.00	100.0%	\$0.00	\$64,150.00	100.0%	\$0.00
1993	\$84,700.00	\$84,700.00	100.0%	\$0.00	\$84,700.00	100.0%	\$0.00
1994	\$120,800.00	\$120,800.00	100.0%	\$0.00	\$120,800.00	100.0%	\$0.00
1995	\$83,494.88	\$83,494.88	100.0%	\$0.00	\$83,494.88	100.0%	\$0.00
1996	\$0.00	\$0.00	0.0%	\$0.00	\$0.00	0.0%	\$0.00
1997	\$118,000.00	\$118,000.00	100.0%	\$0.00	\$118,000.00	100.0%	\$0.00
1998	\$124,500.00	\$124,500.00	100.0%	\$0.00	\$124,500.00	100.0%	\$0.00
1999	\$134,900.00	\$134,900.00	100.0%	\$0.00	\$134,900.00	100.0%	\$0.00
2000	\$122,000.00	\$122,000.00	100.0%	\$0.00	\$122,000.00	100.0%	\$0.00
2001	\$150,600.00	\$150,600.00	100.0%	\$0.00	\$150,600.00	100.0%	\$0.00
2002	\$151,000.00	\$151,000.00	100.0%	\$0.00	\$151,000.00	100.0%	\$0.00
2003	\$174,785.00	\$174,785.00	100.0%	\$0.00	\$174,785.00	100.0%	\$0.00
2004	\$183,459.00	\$183,459.00	100.0%	\$0.00	\$183,459.00	100.0%	\$0.00
2005	\$166,736.00	\$166,736.00	100.0%	\$0.00	\$166,736.00	100.0%	\$0.00
2006	\$156,410.90	\$156,410.90	100.0%	\$0.00	\$156,410.90	100.0%	\$0.00
2007	\$156,663.80	\$156,663.80	100.0%	\$0.00	\$156,663.80	100.0%	\$0.00
2008	\$163,198.20	\$163,198.20	100.0%	\$0.00	\$163,198.20	100.0%	\$0.00
2009	\$174,817.00	\$174,817.00	100.0%	\$0.00	\$174,817.00	100.0%	\$0.00
2010	\$169,850.70	\$169,850.70	100.0%	\$0.00	\$169,850.70	100.0%	\$0.00
2011	\$172,507.70	\$172,507.70	100.0%	\$0.00	\$172,507.70	100.0%	\$0.00
2012	\$99,513.40	\$99,513.40	100.0%	\$0.00	\$99,513.40	100.0%	\$0.00
2013	\$100,045.30	\$100,045.30	100.0%	\$0.00	\$100,045.30	100.0%	\$0.00
2014	\$111,483.30	\$111,483.30	100.0%	\$0.00	\$111,483.30	100.0%	\$0.00
2015	\$104,118.80	\$104,118.80	100.0%	\$0.00	\$104,118.80	100.0%	\$0.00
2016	\$112,570.10	\$112,570.10	100.0%	\$0.00	\$112,570.10	100.0%	\$0.00
2017	\$115,719.70	\$115,719.70	100.0%	\$0.00	\$115,719.70	100.0%	\$0.00
2018	\$168,490.00	\$168,490.00	100.0%	\$0.00	\$168,490.00	100.0%	\$0.00
2019	\$150,992.20	\$150,992.20	100.0%	\$0.00	\$150,992.20	100.0%	\$0.00
2020	\$166,996.50	\$166,996.50	100.0%	\$0.00	\$166,996.50	100.0%	\$0.00
2021	\$166,248.00	\$166,248.00	100.0%	\$0.00	\$166,248.00	100.0%	\$0.00
2022	\$183,830.20	\$183,830.20	100.0%	\$0.00	\$29,114.96	15.8%	\$154,715.24
2023	\$177,480.50	\$0.00	0.0%	\$177,480.50	\$0.00	0.0%	\$177,480.50
Total	\$4,330,061.18	\$4,152,580.68	95.9%	\$177,480.50	\$3,997,865.44	92.3%	\$332,195.74



U.S. Department of Housing and Urban Development
 Office of Community Planning and Development
 Integrated Disbursement and Information System
 Status of HOME Grants
 LAKE COUNTY CONSORTIUM

DATE: 07-05-24
 TIME: 11:24
 PAGE: 11

IDIS - PR27

CHDO Operating Funds (CO)

Fiscal Year	Authorized Amount	Amount Committed	% Auth Cmtd	Balance to Commit	Total Disbursed	% Auth Disb	Available to Disburse
1992	\$50,000.00	\$50,000.00	100.0%	\$0.00	\$50,000.00	100.0%	\$0.00
1993	\$31,500.00	\$31,500.00	100.0%	\$0.00	\$31,500.00	100.0%	\$0.00
1994	\$60,400.00	\$60,400.00	100.0%	\$0.00	\$60,400.00	100.0%	\$0.00
1995	\$64,900.00	\$64,900.00	100.0%	\$0.00	\$64,900.00	100.0%	\$0.00
1996	\$30,407.00	\$30,407.00	100.0%	\$0.00	\$30,407.00	100.0%	\$0.00
1997	\$59,000.00	\$59,000.00	100.0%	\$0.00	\$59,000.00	100.0%	\$0.00
1998	\$62,250.00	\$62,250.00	100.0%	\$0.00	\$62,250.00	100.0%	\$0.00
1999	\$45,000.00	\$45,000.00	100.0%	\$0.00	\$45,000.00	100.0%	\$0.00
2000	\$50,000.00	\$50,000.00	100.0%	\$0.00	\$50,000.00	100.0%	\$0.00
2001	\$66,000.00	\$66,000.00	100.0%	\$0.00	\$66,000.00	100.0%	\$0.00
2002	\$50,000.00	\$50,000.00	100.0%	\$0.00	\$50,000.00	100.0%	\$0.00
2003	\$87,392.00	\$87,392.00	100.0%	\$0.00	\$87,392.00	100.0%	\$0.00
2004	\$86,891.00	\$86,891.00	100.0%	\$0.00	\$86,891.00	100.0%	\$0.00
2005	\$83,368.00	\$83,368.00	100.0%	\$0.00	\$83,368.00	100.0%	\$0.00
2006	\$78,205.00	\$78,205.00	100.0%	\$0.00	\$78,205.00	100.0%	\$0.00
2007	\$78,205.00	\$78,205.00	100.0%	\$0.00	\$78,205.00	100.0%	\$0.00
2008	\$75,246.00	\$75,246.00	100.0%	\$0.00	\$75,246.00	100.0%	\$0.00
2009	\$83,807.00	\$83,807.00	100.0%	\$0.00	\$83,807.00	100.0%	\$0.00
2010	\$83,563.00	\$83,563.00	100.0%	\$0.00	\$83,563.00	100.0%	\$0.00
2011	\$75,236.00	\$75,236.00	100.0%	\$0.00	\$75,236.00	100.0%	\$0.00
2012	\$49,756.00	\$49,756.00	100.0%	\$0.00	\$49,756.00	100.0%	\$0.00
2013	\$30,000.00	\$30,000.00	100.0%	\$0.00	\$30,000.00	100.0%	\$0.00
2014	\$53,859.00	\$53,859.00	100.0%	\$0.00	\$53,859.00	100.0%	\$0.00
2015	\$40,000.00	\$40,000.00	100.0%	\$0.00	\$40,000.00	100.0%	\$0.00
2016	\$30,000.00	\$30,000.00	100.0%	\$0.00	\$30,000.00	100.0%	\$0.00
2017	\$45,000.00	\$45,000.00	100.0%	\$0.00	\$45,000.00	100.0%	\$0.00
2018	\$0.00	\$0.00	0.0%	\$0.00	\$0.00	0.0%	\$0.00
2019	\$50,000.00	\$50,000.00	100.0%	\$0.00	\$50,000.00	100.0%	\$0.00
2020	\$0.00	\$0.00	0.0%	\$0.00	\$0.00	0.0%	\$0.00
2021	\$30,000.00	\$30,000.00	100.0%	\$0.00	\$30,000.00	100.0%	\$0.00
2022	\$80,000.00	\$80,000.00	100.0%	\$0.00	\$80,000.00	100.0%	\$0.00
2023	\$80,000.00	\$80,000.00	100.0%	\$0.00	\$64,840.00	81.0%	\$15,160.00
Total	\$1,789,985.00	\$1,789,985.00	100.0%	\$0.00	\$1,774,825.00	99.1%	\$15,160.00



U.S. Department of Housing and Urban Development
 Office of Community Planning and Development
 Integrated Disbursement and Information System
 Status of HOME Grants
 LAKE COUNTY CONSORTIUM

DATE: 07-05-24
 TIME: 11:24
 PAGE: 12

IDIS - PR27

CHDO Funds (CR)

Fiscal Year	CHDO Requirement	Authorized Amount	Amount Suballocated to CL/CC	Amount Subgranted to CHDOS	Balance to Subgrant	Funds Committed to Activities	% Subg Cmtd	Balance to Commit	Total Disbursed	% Subg Disb	Available to Disburse
1992	\$192,450.00	\$398,380.46	\$0.00	\$398,380.46	\$0.00	\$398,380.46	100.0%	\$0.00	\$398,380.46	100.0%	\$0.00
1993	\$127,050.00	\$351,632.21	\$0.00	\$351,632.21	\$0.00	\$351,632.21	100.0%	\$0.00	\$351,632.21	100.0%	\$0.00
1994	\$181,200.00	\$532,091.52	\$0.00	\$532,091.52	\$0.00	\$532,091.52	100.0%	\$0.00	\$532,091.52	100.0%	\$0.00
1995	\$194,700.00	\$219,316.31	\$0.00	\$219,316.31	\$0.00	\$219,316.31	100.0%	\$0.00	\$219,316.31	100.0%	\$0.00
1996	\$179,700.00	\$270,000.00	\$0.00	\$270,000.00	\$0.00	\$270,000.00	100.0%	\$0.00	\$270,000.00	100.0%	\$0.00
1997	\$177,000.00	\$544,500.00	\$0.00	\$544,500.00	\$0.00	\$544,500.00	100.0%	\$0.00	\$544,500.00	100.0%	\$0.00
1998	\$187,200.00	\$394,658.00	\$0.00	\$394,658.00	\$0.00	\$394,658.00	100.0%	\$0.00	\$394,658.00	100.0%	\$0.00
1999	\$202,350.00	\$202,350.00	\$0.00	\$202,350.00	\$0.00	\$202,350.00	100.0%	\$0.00	\$202,350.00	100.0%	\$0.00
2000	\$183,000.00	\$200,000.00	\$0.00	\$200,000.00	\$0.00	\$200,000.00	100.0%	\$0.00	\$200,000.00	100.0%	\$0.00
2001	\$225,900.00	\$265,000.00	\$0.00	\$265,000.00	\$0.00	\$265,000.00	100.0%	\$0.00	\$265,000.00	100.0%	\$0.00
2002	\$226,500.00	\$226,500.00	\$0.00	\$226,500.00	\$0.00	\$226,500.00	100.0%	\$0.00	\$226,500.00	100.0%	\$0.00
2003	\$262,177.50	\$262,177.50	\$0.00	\$262,177.50	\$0.00	\$262,177.50	100.0%	\$0.00	\$262,177.50	100.0%	\$0.00
2004	\$260,673.15	\$293,164.37	\$0.00	\$293,164.37	\$0.00	\$293,164.37	100.0%	\$0.00	\$293,164.37	100.0%	\$0.00
2005	\$250,104.00	\$250,104.00	\$0.00	\$250,104.00	\$0.00	\$250,104.00	100.0%	\$0.00	\$250,104.00	100.0%	\$0.00
2006	\$234,616.35	\$234,616.35	\$0.00	\$234,616.35	\$0.00	\$234,616.35	100.0%	\$0.00	\$234,616.35	100.0%	\$0.00
2007	\$234,995.70	\$234,995.70	\$0.00	\$234,995.70	\$0.00	\$234,995.70	100.0%	\$0.00	\$234,995.70	100.0%	\$0.00
2008	\$225,748.80	\$469,477.76	\$0.00	\$469,477.76	\$0.00	\$469,477.76	100.0%	\$0.00	\$469,477.76	100.0%	\$0.00
2009	\$251,422.05	\$575,388.41	\$0.00	\$575,388.41	\$0.00	\$575,388.41	100.0%	\$0.00	\$575,388.41	100.0%	\$0.00
2010	\$250,689.00	\$445,000.00	\$0.00	\$445,000.00	\$0.00	\$445,000.00	100.0%	\$0.00	\$445,000.00	100.0%	\$0.00
2011	\$225,711.75	\$802,501.30	\$0.00	\$802,501.30	\$0.00	\$802,501.30	100.0%	\$0.00	\$802,501.30	100.0%	\$0.00
2012	\$149,270.10	\$260,000.00	\$0.00	\$260,000.00	\$0.00	\$260,000.00	100.0%	\$0.00	\$260,000.00	100.0%	\$0.00
2013	\$150,067.95	\$664,884.34	\$0.00	\$664,884.34	\$0.00	\$664,884.34	100.0%	\$0.00	\$664,884.34	100.0%	\$0.00
2014	\$167,224.95	\$727,170.95	\$0.00	\$727,170.95	\$0.00	\$727,170.95	100.0%	\$0.00	\$727,170.95	100.0%	\$0.00
2015	\$156,178.20	\$157,500.00	\$0.00	\$157,500.00	\$0.00	\$157,500.00	100.0%	\$0.00	\$157,500.00	100.0%	\$0.00
2016	\$168,855.15	\$492,049.00	\$31,871.00	\$460,178.00	\$0.00	\$460,178.00	100.0%	\$0.00	\$460,178.00	100.0%	\$0.00
2017	\$173,579.55	\$255,981.84	\$0.00	\$255,981.84	\$0.00	\$255,981.84	100.0%	\$0.00	\$255,981.84	100.0%	\$0.00
2018	\$252,735.00	\$486,743.00	\$0.00	\$486,743.00	\$0.00	\$486,743.00	100.0%	\$0.00	\$486,743.00	100.0%	\$0.00
2019	\$226,488.30	\$465,699.80	\$0.00	\$465,699.80	\$0.00	\$465,699.80	100.0%	\$0.00	\$465,699.80	100.0%	\$0.00
2020	\$250,494.75	\$250,546.65	\$0.00	\$0.00	\$250,546.65	\$0.00	0.0%	\$250,546.65	\$0.00	0.0%	\$250,546.65
2021	\$249,372.45	\$549,372.45	\$0.00	\$300,000.00	\$249,372.45	\$85,000.00	28.3%	\$464,372.45	\$85,000.00	28.3%	\$464,372.45
2022	\$275,745.30	\$275,745.30	\$0.00	\$0.00	\$275,745.30	\$0.00	0.0%	\$275,745.30	\$0.00	0.0%	\$275,745.30
2023	\$266,220.75	\$266,220.75	\$0.00	\$0.00	\$266,220.75	\$0.00	0.0%	\$266,220.75	\$0.00	0.0%	\$266,220.75



U.S. Department of Housing and Urban Development
 Office of Community Planning and Development
 Integrated Disbursement and Information System
 Status of HOME Grants
 LAKE COUNTY CONSORTIUM

DATE: 07-05-24
 TIME: 11:24
 PAGE: 13

IDIS - PR27

Fiscal Year	CHDO Requirement	Authorized Amount	Amount Suballocated to CL/CC	Amount Subgranted to CHDOS	Balance to Subgrant	Funds Committed to Activities	% Subg Cmdt	Balance to Commit	Total Disbursed	% Subg Disb	Available to Disburse
Total	\$6,759,420.75	\$12,023,767.97	\$31,871.00	\$10,950,011.82	\$1,041,885.15	\$10,735,011.82	98.0%	\$1,256,885.15	\$10,735,011.82	98.0%	\$1,256,885.15



U.S. Department of Housing and Urban Development
 Office of Community Planning and Development
 Integrated Disbursement and Information System
 Status of HOME Grants
 LAKE COUNTY CONSORTIUM

DATE: 07-05-24
 TIME: 11:24
 PAGE: 14

IDIS - PR27

CHDO Loans (CL)

Fiscal Year	Authorized Amount	Amount Subgranted	Amount Committed	% Auth Cmtd	Balance to Commit	Total Disbursed	% Auth Disb	Available to Disburse
1992	\$0.00	\$0.00	\$0.00	0.0%	\$0.00	\$0.00	0.0%	\$0.00
1993	\$0.00	\$0.00	\$0.00	0.0%	\$0.00	\$0.00	0.0%	\$0.00
1994	\$0.00	\$0.00	\$0.00	0.0%	\$0.00	\$0.00	0.0%	\$0.00
1995	\$0.00	\$0.00	\$0.00	0.0%	\$0.00	\$0.00	0.0%	\$0.00
1996	\$0.00	\$0.00	\$0.00	0.0%	\$0.00	\$0.00	0.0%	\$0.00
1997	\$0.00	\$0.00	\$0.00	0.0%	\$0.00	\$0.00	0.0%	\$0.00
1998	\$0.00	\$0.00	\$0.00	0.0%	\$0.00	\$0.00	0.0%	\$0.00
1999	\$0.00	\$0.00	\$0.00	0.0%	\$0.00	\$0.00	0.0%	\$0.00
2000	\$0.00	\$0.00	\$0.00	0.0%	\$0.00	\$0.00	0.0%	\$0.00
2001	\$0.00	\$0.00	\$0.00	0.0%	\$0.00	\$0.00	0.0%	\$0.00
2002	\$0.00	\$0.00	\$0.00	0.0%	\$0.00	\$0.00	0.0%	\$0.00
2003	\$0.00	\$0.00	\$0.00	0.0%	\$0.00	\$0.00	0.0%	\$0.00
2004	\$0.00	\$0.00	\$0.00	0.0%	\$0.00	\$0.00	0.0%	\$0.00
2005	\$0.00	\$0.00	\$0.00	0.0%	\$0.00	\$0.00	0.0%	\$0.00
2006	\$0.00	\$0.00	\$0.00	0.0%	\$0.00	\$0.00	0.0%	\$0.00
2007	\$0.00	\$0.00	\$0.00	0.0%	\$0.00	\$0.00	0.0%	\$0.00
2008	\$0.00	\$0.00	\$0.00	0.0%	\$0.00	\$0.00	0.0%	\$0.00
2009	\$0.00	\$0.00	\$0.00	0.0%	\$0.00	\$0.00	0.0%	\$0.00
2010	\$0.00	\$0.00	\$0.00	0.0%	\$0.00	\$0.00	0.0%	\$0.00
2011	\$0.00	\$0.00	\$0.00	0.0%	\$0.00	\$0.00	0.0%	\$0.00
2012	\$0.00	\$0.00	\$0.00	0.0%	\$0.00	\$0.00	0.0%	\$0.00
2013	\$0.00	\$0.00	\$0.00	0.0%	\$0.00	\$0.00	0.0%	\$0.00
2014	\$0.00	\$0.00	\$0.00	0.0%	\$0.00	\$0.00	0.0%	\$0.00
2015	\$0.00	\$0.00	\$0.00	0.0%	\$0.00	\$0.00	0.0%	\$0.00
2016	\$31,871.00	\$31,871.00	\$31,871.00	100.0%	\$0.00	\$31,871.00	100.0%	\$0.00
2017	\$0.00	\$0.00	\$0.00	0.0%	\$0.00	\$0.00	0.0%	\$0.00
2018	\$0.00	\$0.00	\$0.00	0.0%	\$0.00	\$0.00	0.0%	\$0.00
2019	\$0.00	\$0.00	\$0.00	0.0%	\$0.00	\$0.00	0.0%	\$0.00
2020	\$0.00	\$0.00	\$0.00	0.0%	\$0.00	\$0.00	0.0%	\$0.00
2021	\$0.00	\$0.00	\$0.00	0.0%	\$0.00	\$0.00	0.0%	\$0.00
2022	\$0.00	\$0.00	\$0.00	0.0%	\$0.00	\$0.00	0.0%	\$0.00
2023	\$0.00	\$0.00	\$0.00	0.0%	\$0.00	\$0.00	0.0%	\$0.00
Total	\$31,871.00	\$31,871.00	\$31,871.00	100.0%	\$0.00	\$31,871.00	100.0%	\$0.00



U.S. Department of Housing and Urban Development
 Office of Community Planning and Development
 Integrated Disbursement and Information System
 Status of HOME Grants
 LAKE COUNTY CONSORTIUM

DATE: 07-05-24
 TIME: 11:24
 PAGE: 15

IDIS - PR27

CHDO Capacity (CC)

Fiscal Year	Authorized Amount	Amount Subgranted	Amount Committed	% Auth Cmtd	Balance to Commit	Total Disbursed	% Auth Disb	Available to Disburse
1992	\$0.00	\$0.00	\$0.00	0.0%	\$0.00	\$0.00	0.0%	\$0.00
1993	\$0.00	\$0.00	\$0.00	0.0%	\$0.00	\$0.00	0.0%	\$0.00
1994	\$0.00	\$0.00	\$0.00	0.0%	\$0.00	\$0.00	0.0%	\$0.00
1995	\$0.00	\$0.00	\$0.00	0.0%	\$0.00	\$0.00	0.0%	\$0.00
1996	\$0.00	\$0.00	\$0.00	0.0%	\$0.00	\$0.00	0.0%	\$0.00
1997	\$0.00	\$0.00	\$0.00	0.0%	\$0.00	\$0.00	0.0%	\$0.00
1998	\$0.00	\$0.00	\$0.00	0.0%	\$0.00	\$0.00	0.0%	\$0.00
1999	\$0.00	\$0.00	\$0.00	0.0%	\$0.00	\$0.00	0.0%	\$0.00
2000	\$0.00	\$0.00	\$0.00	0.0%	\$0.00	\$0.00	0.0%	\$0.00
2001	\$0.00	\$0.00	\$0.00	0.0%	\$0.00	\$0.00	0.0%	\$0.00
2002	\$0.00	\$0.00	\$0.00	0.0%	\$0.00	\$0.00	0.0%	\$0.00
2003	\$0.00	\$0.00	\$0.00	0.0%	\$0.00	\$0.00	0.0%	\$0.00
2004	\$0.00	\$0.00	\$0.00	0.0%	\$0.00	\$0.00	0.0%	\$0.00
2005	\$0.00	\$0.00	\$0.00	0.0%	\$0.00	\$0.00	0.0%	\$0.00
2006	\$0.00	\$0.00	\$0.00	0.0%	\$0.00	\$0.00	0.0%	\$0.00
2007	\$0.00	\$0.00	\$0.00	0.0%	\$0.00	\$0.00	0.0%	\$0.00
2008	\$0.00	\$0.00	\$0.00	0.0%	\$0.00	\$0.00	0.0%	\$0.00
2009	\$0.00	\$0.00	\$0.00	0.0%	\$0.00	\$0.00	0.0%	\$0.00
2010	\$0.00	\$0.00	\$0.00	0.0%	\$0.00	\$0.00	0.0%	\$0.00
2011	\$0.00	\$0.00	\$0.00	0.0%	\$0.00	\$0.00	0.0%	\$0.00
2012	\$0.00	\$0.00	\$0.00	0.0%	\$0.00	\$0.00	0.0%	\$0.00
2013	\$0.00	\$0.00	\$0.00	0.0%	\$0.00	\$0.00	0.0%	\$0.00
2014	\$0.00	\$0.00	\$0.00	0.0%	\$0.00	\$0.00	0.0%	\$0.00
2015	\$0.00	\$0.00	\$0.00	0.0%	\$0.00	\$0.00	0.0%	\$0.00
2016	\$0.00	\$0.00	\$0.00	0.0%	\$0.00	\$0.00	0.0%	\$0.00
2017	\$0.00	\$0.00	\$0.00	0.0%	\$0.00	\$0.00	0.0%	\$0.00
2018	\$0.00	\$0.00	\$0.00	0.0%	\$0.00	\$0.00	0.0%	\$0.00
2019	\$0.00	\$0.00	\$0.00	0.0%	\$0.00	\$0.00	0.0%	\$0.00
2020	\$0.00	\$0.00	\$0.00	0.0%	\$0.00	\$0.00	0.0%	\$0.00
2021	\$0.00	\$0.00	\$0.00	0.0%	\$0.00	\$0.00	0.0%	\$0.00
2022	\$0.00	\$0.00	\$0.00	0.0%	\$0.00	\$0.00	0.0%	\$0.00
2023	\$0.00	\$0.00	\$0.00	0.0%	\$0.00	\$0.00	0.0%	\$0.00
Total	\$0.00	\$0.00	\$0.00	0.0%	\$0.00	\$0.00	0.0%	\$0.00



U.S. Department of Housing and Urban Development
 Office of Community Planning and Development
 Integrated Disbursement and Information System
 Status of HOME Grants
 LAKE COUNTY CONSORTIUM

DATE: 07-05-24
 TIME: 11:24
 PAGE: 16

IDIS - PR27

Reservations to State Recipients and Subrecipients (SU)

Fiscal Year	Authorized Amount	Amount Subgranted to Other Entities	Amount Committed	% Auth Cmtd	Balance to Commit	Total Disbursed	% Auth Disb	Available to Disburse
1992	\$0.00	\$0.00	\$0.00	0.0%	\$0.00	\$0.00	0.0%	\$0.00
1993	\$0.00	\$0.00	\$0.00	0.0%	\$0.00	\$0.00	0.0%	\$0.00
1994	\$0.00	\$0.00	\$0.00	0.0%	\$0.00	\$0.00	0.0%	\$0.00
1995	\$0.00	\$0.00	\$0.00	0.0%	\$0.00	\$0.00	0.0%	\$0.00
1996	\$0.00	\$0.00	\$0.00	0.0%	\$0.00	\$0.00	0.0%	\$0.00
1997	\$0.00	\$0.00	\$0.00	0.0%	\$0.00	\$0.00	0.0%	\$0.00
1998	\$0.00	\$0.00	\$0.00	0.0%	\$0.00	\$0.00	0.0%	\$0.00
1999	\$0.00	\$0.00	\$0.00	0.0%	\$0.00	\$0.00	0.0%	\$0.00
2000	\$0.00	\$0.00	\$0.00	0.0%	\$0.00	\$0.00	0.0%	\$0.00
2001	\$0.00	\$0.00	\$0.00	0.0%	\$0.00	\$0.00	0.0%	\$0.00
2002	\$0.00	\$0.00	\$0.00	0.0%	\$0.00	\$0.00	0.0%	\$0.00
2003	\$0.00	\$0.00	\$0.00	0.0%	\$0.00	\$0.00	0.0%	\$0.00
2004	\$0.00	\$0.00	\$0.00	0.0%	\$0.00	\$0.00	0.0%	\$0.00
2005	\$0.00	\$0.00	\$0.00	0.0%	\$0.00	\$0.00	0.0%	\$0.00
2006	\$0.00	\$0.00	\$0.00	0.0%	\$0.00	\$0.00	0.0%	\$0.00
2007	\$0.00	\$0.00	\$0.00	0.0%	\$0.00	\$0.00	0.0%	\$0.00
2008	\$25,973.00	\$25,973.00	\$25,973.00	100.0%	\$0.00	\$25,973.00	100.0%	\$0.00
2009	\$449,818.69	\$449,818.69	\$449,818.69	100.0%	\$0.00	\$449,818.69	100.0%	\$0.00
2010	\$859,378.37	\$859,378.37	\$859,378.37	100.0%	\$0.00	\$859,378.37	100.0%	\$0.00
2011	\$250,000.00	\$250,000.00	\$250,000.00	100.0%	\$0.00	\$250,000.00	100.0%	\$0.00
2012	\$508,896.35	\$508,896.35	\$508,896.35	100.0%	\$0.00	\$508,896.35	100.0%	\$0.00
2013	\$179,784.35	\$179,784.35	\$179,784.35	100.0%	\$0.00	\$179,784.35	100.0%	\$0.00
2014	\$222,319.75	\$222,319.75	\$222,319.75	100.0%	\$0.00	\$222,319.75	100.0%	\$0.00
2015	\$474,615.24	\$474,615.24	\$474,615.24	100.0%	\$0.00	\$474,615.24	100.0%	\$0.00
2016	\$434,598.90	\$434,598.90	\$434,598.90	100.0%	\$0.00	\$434,598.90	100.0%	\$0.00
2017	\$664,250.89	\$664,250.89	\$664,250.89	100.0%	\$0.00	\$664,250.89	100.0%	\$0.00
2018	\$1,029,667.00	\$1,029,667.00	\$1,029,667.00	100.0%	\$0.00	\$1,029,667.00	100.0%	\$0.00
2019	\$843,230.00	\$843,230.00	\$667,476.50	79.1%	\$175,753.50	\$667,476.50	79.1%	\$175,753.50
2020	\$739,036.00	\$606,642.70	\$604,070.70	81.7%	\$134,965.30	\$604,020.70	81.7%	\$135,015.30
2021	\$649,839.84	\$649,839.84	\$647,170.34	99.5%	\$2,669.50	\$629,170.34	96.8%	\$20,669.50
2022	\$800,016.00	\$800,016.00	\$663,152.00	82.8%	\$136,864.00	\$653,152.00	81.6%	\$146,864.00
2023	\$16,755.00	\$16,755.00	\$16,755.00	100.0%	\$0.00	\$16,755.00	100.0%	\$0.00
Total	\$8,148,179.38	\$8,015,786.08	\$7,697,927.08	94.4%	\$450,252.30	\$7,669,877.08	94.1%	\$478,302.30



U.S. Department of Housing and Urban Development
 Office of Community Planning and Development
 Integrated Disbursement and Information System
 Status of HOME Grants
 LAKE COUNTY CONSORTIUM

DATE: 07-05-24
 TIME: 11:24
 PAGE: 17

IDIS - PR27

Total Program Funds

Fiscal Year	Total Authorization	Local Account Funds	Committed Amount	Net Disbursed for Activities	Net Disbursed for AD/CO/CB	Net Disbursed	Disbursed Pending Approval	Total Disbursed	Available to Disburse
1992	\$1,283,000.00	\$0.00	\$1,283,000.00	\$1,168,850.00	\$114,150.00	\$1,283,000.00	\$0.00	\$1,283,000.00	\$0.00
1993	\$847,000.00	\$0.00	\$847,000.00	\$730,800.00	\$116,200.00	\$847,000.00	\$0.00	\$847,000.00	\$0.00
1994	\$1,208,000.00	\$0.00	\$1,208,000.00	\$1,026,800.00	\$181,200.00	\$1,208,000.00	\$0.00	\$1,208,000.00	\$0.00
1995	\$1,298,000.00	\$0.00	\$1,298,000.00	\$1,149,605.12	\$148,394.88	\$1,298,000.00	\$0.00	\$1,298,000.00	\$0.00
1996	\$1,198,000.00	\$0.00	\$1,198,000.00	\$1,167,593.00	\$30,407.00	\$1,198,000.00	\$0.00	\$1,198,000.00	\$0.00
1997	\$1,180,000.00	\$371,150.46	\$1,551,150.46	\$1,374,150.46	\$177,000.00	\$1,551,150.46	\$0.00	\$1,551,150.46	\$0.00
1998	\$1,248,000.00	\$123,883.56	\$1,371,883.56	\$1,185,133.56	\$186,750.00	\$1,371,883.56	\$0.00	\$1,371,883.56	\$0.00
1999	\$1,349,000.00	\$125,857.74	\$1,474,857.74	\$1,294,957.74	\$179,900.00	\$1,474,857.74	\$0.00	\$1,474,857.74	\$0.00
2000	\$1,220,000.00	\$257,359.35	\$1,477,359.35	\$1,305,359.35	\$172,000.00	\$1,477,359.35	\$0.00	\$1,477,359.35	\$0.00
2001	\$1,506,000.00	\$148,904.81	\$1,654,904.81	\$1,438,304.81	\$216,600.00	\$1,654,904.81	\$0.00	\$1,654,904.81	\$0.00
2002	\$1,510,000.00	\$107,976.60	\$1,617,976.60	\$1,416,976.60	\$201,000.00	\$1,617,976.60	\$0.00	\$1,617,976.60	\$0.00
2003	\$1,747,850.00	\$100,151.46	\$1,848,001.46	\$1,585,824.46	\$262,177.00	\$1,848,001.46	\$0.00	\$1,848,001.46	\$0.00
2004	\$1,948,573.00	\$170,007.13	\$2,118,580.13	\$1,848,230.13	\$270,350.00	\$2,118,580.13	\$0.00	\$2,118,580.13	\$0.00
2005	\$1,732,356.00	\$511,791.61	\$2,244,147.61	\$1,994,043.61	\$250,104.00	\$2,244,147.61	\$0.00	\$2,244,147.61	\$0.00
2006	\$1,596,541.00	\$242,558.78	\$1,839,099.78	\$1,604,483.88	\$234,615.90	\$1,839,099.78	\$0.00	\$1,839,099.78	\$0.00
2007	\$1,599,070.00	\$479,993.18	\$2,079,063.18	\$1,844,194.38	\$234,868.80	\$2,079,063.18	\$0.00	\$2,079,063.18	\$0.00
2008	\$1,761,824.96	\$126,990.90	\$1,888,815.86	\$1,650,371.66	\$238,444.20	\$1,888,815.86	\$0.00	\$1,888,815.86	\$0.00
2009	\$1,676,147.00	\$72,023.00	\$1,748,170.00	\$1,489,546.00	\$258,624.00	\$1,748,170.00	\$0.00	\$1,748,170.00	\$0.00
2010	\$1,671,260.00	\$27,247.02	\$1,698,507.02	\$1,445,093.32	\$253,413.70	\$1,698,507.02	\$0.00	\$1,698,507.02	\$0.00
2011	\$1,504,745.00	\$220,331.98	\$1,725,076.98	\$1,477,333.28	\$247,743.70	\$1,725,076.98	\$0.00	\$1,725,076.98	\$0.00
2012	\$995,134.00	\$46,308.75	\$1,041,442.75	\$892,173.35	\$149,269.40	\$1,041,442.75	\$0.00	\$1,041,442.75	\$0.00
2013	\$1,000,453.00	\$45,779.96	\$1,046,232.96	\$916,187.66	\$130,045.30	\$1,046,232.96	\$0.00	\$1,046,232.96	\$0.00
2014	\$1,114,833.00	\$28,290.06	\$1,143,123.06	\$977,780.76	\$165,342.30	\$1,143,123.06	\$0.00	\$1,143,123.06	\$0.00
2015	\$1,041,188.00	\$134,225.08	\$1,175,413.08	\$1,031,294.28	\$144,118.80	\$1,175,413.08	\$0.00	\$1,175,413.08	\$0.00
2016	\$1,125,701.00	\$63,365.50	\$1,189,066.50	\$1,046,496.40	\$142,570.10	\$1,189,066.50	\$0.00	\$1,189,066.50	\$0.00
2017	\$1,157,197.00	\$264,240.38	\$1,421,436.94	\$1,260,717.24	\$160,719.70	\$1,421,436.94	\$0.00	\$1,421,436.94	\$0.44
2018	\$1,684,900.00	\$104,140.66	\$1,789,040.66	\$1,620,550.66	\$168,490.00	\$1,789,040.66	\$0.00	\$1,789,040.66	\$0.00
2019	\$1,509,922.00	\$133,486.00	\$1,467,654.50	\$1,266,662.30	\$200,992.20	\$1,467,654.50	\$0.00	\$1,467,654.50	\$175,753.50
2020	\$1,669,965.00	\$100,734.19	\$856,755.70	\$629,029.50	\$166,996.50	\$796,026.00	\$60,679.70	\$856,705.70	\$913,993.49
2021	\$1,662,483.00	\$624,486.63	\$1,531,221.22	\$1,205,655.84	\$196,248.00	\$1,401,903.84	\$0.00	\$1,401,903.84	\$885,065.79
2022	\$1,838,302.00	\$31,816.66	\$933,481.86	\$653,152.00	\$109,114.96	\$762,266.96	\$0.00	\$762,266.96	\$1,107,851.70
2023	\$1,774,805.00	\$190,535.16	\$282,942.66	\$166,133.00	\$64,840.00	\$230,973.00	\$30,310.00	\$261,283.00	\$1,704,057.16



U.S. Department of Housing and Urban Development
 Office of Community Planning and Development
 Integrated Disbursement and Information System
 Status of HOME Grants
 LAKE COUNTY CONSORTIUM

DATE: 07-05-24
 TIME: 11:24
 PAGE: 18

IDIS - PR27

Fiscal Year	Total Authorization	Local Account Funds	Committed Amount	Net Disbursed for Activities	Net Disbursed for AD/CO/CB	Net Disbursed	Disbursed Pending Approval	Total Disbursed	Available to Disburse
2024	\$0.00	\$33,300.00	\$0.00	\$0.00	\$0.00	\$0.00	\$0.00	\$0.00	\$33,300.00
Total	\$45,660,249.96	\$4,886,936.61	\$46,049,406.43	\$39,863,484.35	\$5,772,690.44	\$45,636,174.79	\$90,989.70	\$45,727,164.49	\$4,820,022.08



U.S. Department of Housing and Urban Development
 Office of Community Planning and Development
 Integrated Disbursement and Information System
 Status of HOME Grants
 LAKE COUNTY CONSORTIUM

DATE: 07-05-24
 TIME: 11:24
 PAGE: 19

IDIS - PR27

Total Program Percent

Fiscal Year	Total Authorization	Local Account Funds	% Committed for Activities	% Disb for Activities	% Disb for AD/CO/CB	% Net Disbursed	% Disbursed Pending Approval	% Total Disbursed	% Available to Disburse
1992	\$1,283,000.00	\$0.00	100.0%	91.1%	8.8%	100.0%	0.0%	100.0%	0.0%
1993	\$847,000.00	\$0.00	100.0%	86.2%	13.7%	100.0%	0.0%	100.0%	0.0%
1994	\$1,208,000.00	\$0.00	100.0%	85.0%	15.0%	100.0%	0.0%	100.0%	0.0%
1995	\$1,298,000.00	\$0.00	100.0%	88.5%	11.4%	100.0%	0.0%	100.0%	0.0%
1996	\$1,198,000.00	\$0.00	100.0%	97.4%	2.5%	100.0%	0.0%	100.0%	0.0%
1997	\$1,180,000.00	\$371,150.46	100.0%	88.5%	15.0%	100.0%	0.0%	100.0%	0.0%
1998	\$1,248,000.00	\$123,883.56	100.0%	86.3%	14.9%	100.0%	0.0%	100.0%	0.0%
1999	\$1,349,000.00	\$125,857.74	100.0%	87.8%	13.3%	100.0%	0.0%	100.0%	0.0%
2000	\$1,220,000.00	\$257,359.35	100.0%	88.3%	14.0%	100.0%	0.0%	100.0%	0.0%
2001	\$1,506,000.00	\$148,904.81	100.0%	86.9%	14.3%	100.0%	0.0%	100.0%	0.0%
2002	\$1,510,000.00	\$107,976.60	100.0%	87.5%	13.3%	100.0%	0.0%	100.0%	0.0%
2003	\$1,747,850.00	\$100,151.46	100.0%	85.8%	14.9%	100.0%	0.0%	100.0%	0.0%
2004	\$1,948,573.00	\$170,007.13	100.0%	87.2%	13.8%	100.0%	0.0%	100.0%	0.0%
2005	\$1,732,356.00	\$511,791.61	100.0%	88.8%	14.4%	100.0%	0.0%	100.0%	0.0%
2006	\$1,596,541.00	\$242,558.78	100.0%	87.2%	14.6%	99.9%	0.0%	99.9%	0.0%
2007	\$1,599,070.00	\$479,993.18	100.0%	88.7%	14.6%	100.0%	0.0%	100.0%	0.0%
2008	\$1,761,824.96	\$126,990.90	100.0%	87.3%	13.5%	100.0%	0.0%	100.0%	0.0%
2009	\$1,676,147.00	\$72,023.00	100.0%	85.2%	15.4%	100.0%	0.0%	100.0%	0.0%
2010	\$1,671,260.00	\$27,247.02	100.0%	85.0%	15.1%	100.0%	0.0%	100.0%	0.0%
2011	\$1,504,745.00	\$220,331.98	100.0%	85.6%	16.4%	100.0%	0.0%	100.0%	0.0%
2012	\$995,134.00	\$46,308.75	100.0%	85.6%	14.9%	100.0%	0.0%	100.0%	0.0%
2013	\$1,000,453.00	\$45,779.96	100.0%	87.5%	12.9%	100.0%	0.0%	100.0%	0.0%
2014	\$1,114,833.00	\$28,290.06	100.0%	85.5%	14.8%	100.0%	0.0%	100.0%	0.0%
2015	\$1,041,188.00	\$134,225.08	100.0%	87.7%	13.8%	100.0%	0.0%	100.0%	0.0%
2016	\$1,125,701.00	\$63,365.50	100.0%	88.0%	12.6%	100.0%	0.0%	100.0%	0.0%
2017	\$1,157,197.00	\$264,240.38	99.9%	88.6%	13.8%	99.9%	0.0%	99.9%	0.0%
2018	\$1,684,900.00	\$104,140.66	100.0%	90.5%	10.0%	100.0%	0.0%	100.0%	0.0%
2019	\$1,509,922.00	\$133,486.00	89.3%	77.0%	13.3%	89.3%	0.0%	89.3%	10.6%
2020	\$1,669,965.00	\$100,734.19	48.3%	35.5%	10.0%	44.9%	3.4%	48.3%	51.6%
2021	\$1,662,483.00	\$624,486.63	66.9%	52.7%	11.8%	61.2%	0.0%	61.2%	38.7%
2022	\$1,838,302.00	\$31,816.66	49.9%	34.9%	5.9%	40.7%	0.0%	40.7%	59.2%
2023	\$1,774,805.00	\$190,535.16	14.3%	8.4%	3.6%	11.7%	1.5%	13.2%	86.7%



U.S. Department of Housing and Urban Development
 Office of Community Planning and Development
 Integrated Disbursement and Information System
 Status of HOME Grants
 LAKE COUNTY CONSORTIUM

DATE: 07-05-24
 TIME: 11:24
 PAGE: 20

IDIS - PR27

Fiscal Year	Total Authorization	Local Account Funds	% Committed for Activities	% Disb for Activities	% Disb for AD/CO/CB	% Net Disbursed	% Disbursed Pending Approval	% Total Disbursed	% Available to Disburse
2024	\$0.00	\$33,300.00	0.0%	0.0%	0.0%	0.0%	0.0%	0.0%	100.0%
Total	\$45,660,249.96	\$4,886,936.61	91.1%	78.8%	12.6%	90.2%	0.1%	90.4%	9.5%



LAKE COUNTY, IL
 2023

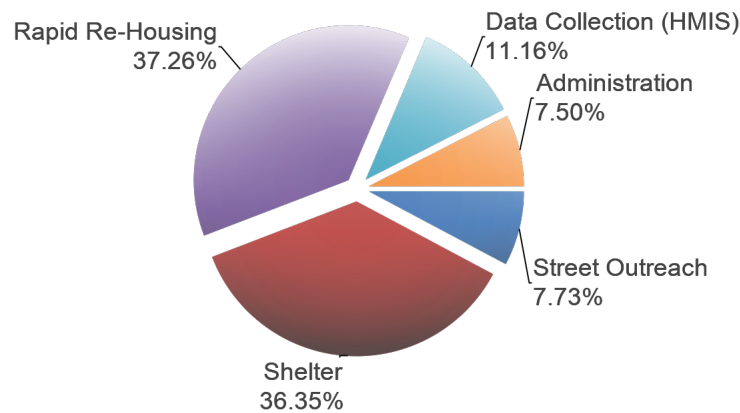
ESG Program Level Summary

Grant Number	Total Grant Amount	Total Funds Committed	Total Funds Available to Commit	% of Grant Funds Not Committed	Grant Funds Drawn	% of Grant Funds Drawn	Available to Draw	% Remaining to Draw
E23UC170003	\$220,057.00	\$220,057.00	\$0.00	0.00%	\$159,861.53	72.65%	\$60,195.47	27.35%

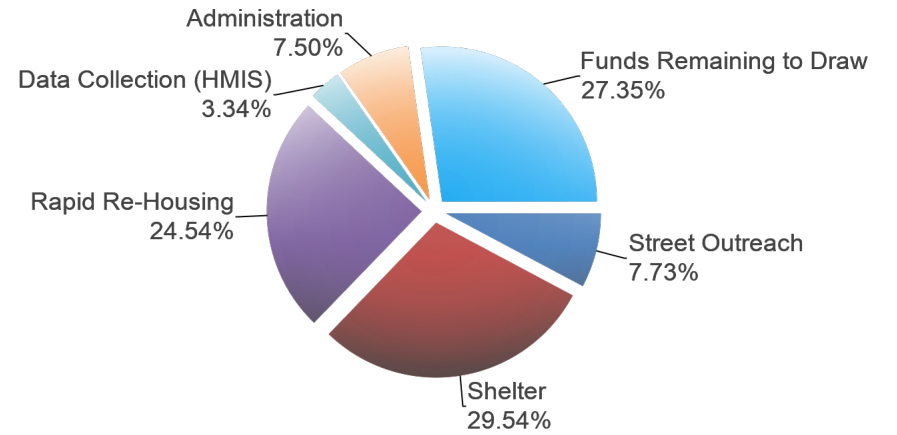
ESG Program Components

Activity Type	Total Committed to Activities	% of Grant Committed	Drawn Amount	% of Grant Drawn
Street Outreach	\$17,000.00	7.73%	\$17,000.00	7.73%
Shelter	\$80,000.00	36.35%	\$65,000.00	29.54%
Homeless Prevention	\$0.00	0.00%	\$0.00	0.00%
Rapid Re-Housing	\$82,000.00	37.26%	\$54,012.52	24.54%
Data Collection (HMIS)	\$24,553.00	11.16%	\$7,345.01	3.34%
Administration	\$16,504.00	7.50%	\$16,504.00	7.50%
Funds Not Committed	\$0.00	0.00%	\$0.00	0.00%
Funds Remaining to Draw	\$0.00	0.00%	\$60,195.47	27.35%
Total	\$220,057.00	100.00%	\$220,057.00	100.00%

Funds Committed



Funds Drawn



- Street Outreach
- Shelter
- Homeless Prevention
- Rapid Re-Housing
- Data Collection (HMIS)
- Administration
- Funds Not Committed
- Funds Remaining to Draw

- Street Outreach
- Shelter
- Homeless Prevention
- Rapid Re-Housing
- Data Collection (HMIS)
- Administration
- Funds Not Committed
- Funds Remaining to Draw



U.S. Department of Housing and Urban Development
 Office of Community Planning and Development
 Integrated Disbursement and Information System
 PR91 - ESG Financial Summary

DATE: 07-05-24
 TIME: 11:26
 PAGE: 2

LAKE COUNTY, IL
 2023

24-Month Grant Expenditure Deadline

All of the recipient's grant must be expended for eligible activity costs within 24 months after the date HUD signs the grant agreement with the recipient. Expenditure means either an actual cash disbursement for a direct charge for a good or service or an indirect cost or the accrual of a direct charge for a good or service or an indirect cost. This report uses draws in IDIS to measure expenditures. HUD allocated Fiscal Year 2011 ESG funds in two allocations. For FY2011, this Obligation Date is the date of the first allocation. This report does not list the Obligation Date, does not calculate the Expenditure Deadline, and does not track the Days Remaining for the FY 2011 second allocation.

Grant Amount: \$220,057.00

Grant Number	Draws to Date	HUD Obligation Date	Expenditure Deadline	Days Remaining to Meet Requirement Date	Expenditures Required
E23UC170003	\$159,861.53	06/28/2023	06/28/2025	358	\$60,195.47

60% Cap on Emergency Shelter and Street Outreach

The cap refers to the total amount of the recipient's fiscal year grant, allowed for emergency shelter and street outreach activities, is capped at 60 percent. This amount cannot exceed the greater of: (1) 60% of the overall grant for the year; or, (2) the amount of Fiscal Year 2010 ESG funds committed for homeless assistance activities. (Note: the HESG-CV grants are currently exempt from the 60% funding cap restrictions.)

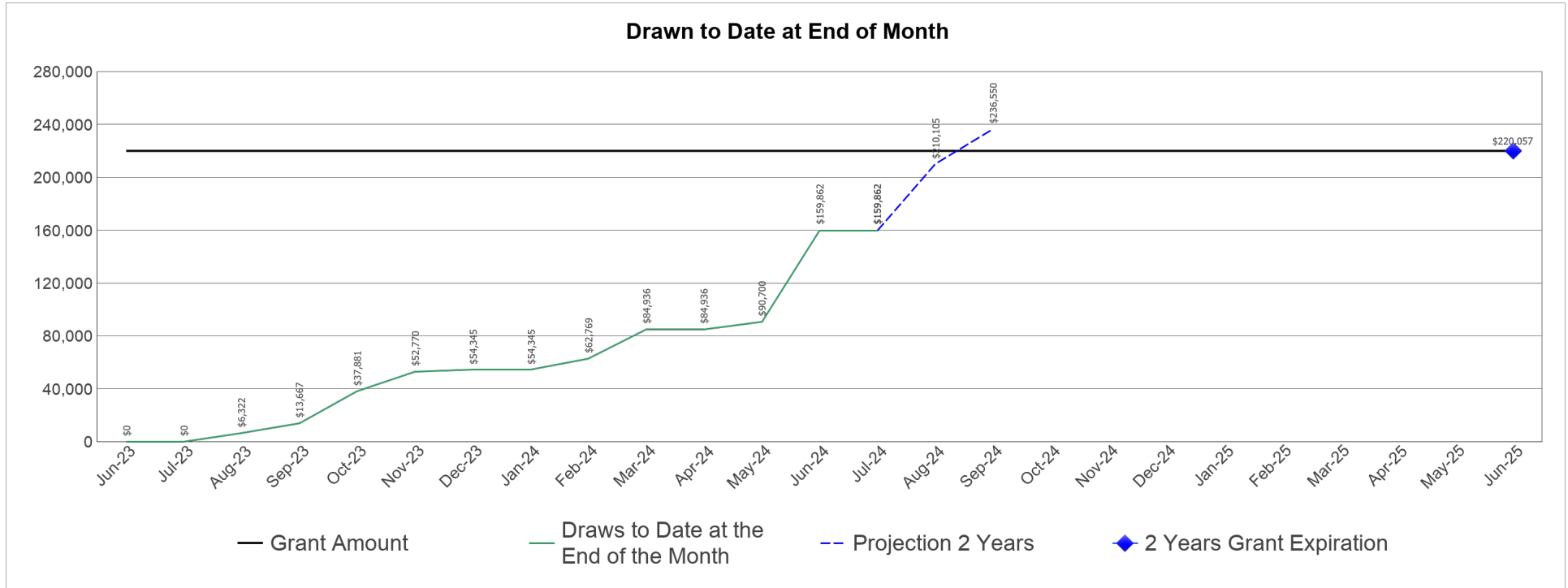
Amount Committed to Shelter	Amount Committed to Street Outreach	Total Amount Committed to Shelter and Street Outreach	% Committed to Shelter and Street Outreach	2010 Funds Committed to Homeless Assistance Activities	Total Drawn for Shelter and Street Outreach	% Drawn for Shelter and Street Outreach
\$80,000.00	\$17,000.00	\$97,000.00	44.08%	\$82,000.00	\$82,000.00	37.26%



LAKE COUNTY, IL
 2023

ESG Draws By Month (at the total grant level):

Grant Amount: 220,057.00



ESG Draws By Quarter (at the total grant level):

Quarter End Date	Draws for the Quarter	Draws to Date at the End of the Quarter	% Drawn for the Quarter	% Drawn to Date at End of Quarter
06/30/2023	\$0.00	\$0.00	0.00%	0.00%
09/30/2023	\$13,666.95	\$13,666.95	6.21%	6.21%
12/31/2023	\$40,678.06	\$54,345.01	18.49%	24.70%
03/31/2024	\$30,591.48	\$84,936.49	13.90%	38.60%
06/30/2024	\$74,925.04	\$159,861.53	34.05%	72.65%
09/30/2024	\$0.00	\$159,861.53	0.00%	72.65%



U.S. Department of Housing and Urban Development
 Office of Community Planning and Development
 Integrated Disbursement and Information System
 PR91 - ESG Financial Summary

DATE: 07-05-24
 TIME: 11:26
 PAGE: 4

LAKE COUNTY, IL
 2023

ESG Subrecipient Commitments and Draws by Activity Category :

Subrecipient	Activity Type	Committed	Drawn
LAKE COUNTY	Data Collection (HMIS)	\$24,553.00	\$7,345.01
	Administration	\$16,504.00	\$16,504.00
	Total	\$41,057.00	\$23,849.01
	Total Remaining to be Drawn	\$0.00	\$17,207.99
	Percentage Remaining to be Drawn	\$0.00	41.91%
LAKE COUNTY HAVEN	Shelter	\$15,000.00	\$15,000.00
	Total	\$15,000.00	\$15,000.00
	Total Remaining to be Drawn	\$0.00	\$0.00
	Percentage Remaining to be Drawn	\$0.00	0.00%
Catholic Charities Lake Cnty Waukegan	Rapid Re-Housing	\$50,000.00	\$22,012.52
	Total	\$50,000.00	\$22,012.52
	Total Remaining to be Drawn	\$0.00	\$27,987.48
	Percentage Remaining to be Drawn	\$0.00	55.97%
Lake County Crisis Cntr DBA A Safe Place	Shelter	\$15,000.00	\$0.00
	Total	\$15,000.00	\$0.00
	Total Remaining to be Drawn	\$0.00	\$15,000.00
	Percentage Remaining to be Drawn	\$0.00	100.00%
PADS Lake County	Street Outreach	\$17,000.00	\$17,000.00
	Shelter	\$50,000.00	\$50,000.00
	Total	\$67,000.00	\$67,000.00
	Total Remaining to be Drawn	\$0.00	\$0.00
	Percentage Remaining to be Drawn	\$0.00	0.00%
Kids Above All	Rapid Re-Housing	\$32,000.00	\$32,000.00
	Total	\$32,000.00	\$32,000.00
	Total Remaining to be Drawn	\$0.00	\$0.00
	Percentage Remaining to be Drawn	\$0.00	0.00%



U.S. Department of Housing and Urban Development
Office of Community Planning and Development
Integrated Disbursement and Information System
PR91 - ESG Financial Summary

DATE: 07-05-24
TIME: 11:26
PAGE: 5

LAKE COUNTY, IL
2023

ESG Subrecipients by Activity Category

Activity Type	Subrecipient
Street Outreach	PADS Lake County
Shelter	LAKE COUNTY HAVEN
	Lake County Crisis Cntr DBA A Safe Place
	PADS Lake County
Rapid Re-Housing	Catholic Charities Lake Cnty Waukegan
	Kids Above All
Data Collection (HMIS)	LAKE COUNTY
Administration	LAKE COUNTY