

Public Feedback on Proposed Budget

Individuals wanting to offer comments on the topic(s) to be addressed at any of the public hearings may do so via the following:

- Attend a public hearing
- Submit a completed Public Hearing Comments Form on Pace’s website at: [www.PaceBus.com/public-hearing-comments](http://www.PaceBus.com/public-hearing-comments)
- Email: [public.hearings@PaceBus.com](mailto:public.hearings@PaceBus.com)
- Mail: Pace, Community Relations Department  
550 W. Algonquin Road, Arlington Heights, IL 60005
- Phone: 847-354-7943

To provide live comments during a virtual public hearing, pre-register at [www.PaceBus.com/public-meetings](http://www.PaceBus.com/public-meetings). To view a virtual hearing without making live comments, you can access the hearing (in view-only mode) at [www.PaceBus.com/streaming](http://www.PaceBus.com/streaming). Closed captioning will be available. Pace must receive comments by 5:00 p.m. on October 30, 2024 for the comments to be part of the official record of the public hearings.

Information on Pace’s proposed 2025 budget will be available on Pace’s website at [www.PaceBus.com/budgets](http://www.PaceBus.com/budgets) on October 16, 2024.

Individuals with disabilities who require accommodations other than transportation and individuals who require translation into a language other than English are requested to contact Pace at (847) 364-7223 (Option 3) no less than five (5) business days prior to the date of the public hearing they plan to attend.

Pace Budget Public Hearings		
Lake County	Thursday October 17 1:00–3:00 pm	Waukegan Public Library Bradbury Room, Lower Level 128 N. County St Waukegan, IL 60085
Will County	Friday October 18 2:00–4:00 pm	Joliet Public Library McGuire Meeting Room 150 N. Ottawa St Joliet, IL 60432
McHenry County	Monday October 21 3:30–5:30 pm	Crystal Lake City Hall Council Chambers, 100 W. Woodstock St Crystal Lake, IL 60014
Virtual Hearing	Tuesday October 22 11:00 am	Pre-register for virtual hearings at <a href="http://www.PaceBus.com/public-meetings">www.PaceBus.com/public-meetings</a>
Cook County	Tuesday October 22 4:00–6:00 pm	Elmer Wolf Community Center 2607 N. Thatcher Ave River Grove, IL 60171
DuPage County	Wednesday October 23 4:00–6:00 pm	DuPage County Admin. Building Room 3500B, 421 N. County Farm Rd Wheaton, IL 60187
Kane County	Thursday October 24 4:00–6:00 pm	Kane County Government Center Auditorium, 719 S. Batavia Ave Geneva, IL 60134
Virtual Hearing	Friday October 25 12:00 pm	Pre-register for virtual hearings at <a href="http://www.PaceBus.com/public-meetings">www.PaceBus.com/public-meetings</a>
Cook County	Monday October 28 1:00–3:00 pm	Woodson Regional Library 9525 S. Halsted Street Chicago, IL 60628



**PaceBus.com**  
(847) 364-8130  
550 W. Algonquin Road  
Arlington Heights, IL 60005



Suburban Service and  
Regional ADA Paratransit  
Budget

2025 Operating Budget  
2025 Capital Program

Proposed Program • October 2024



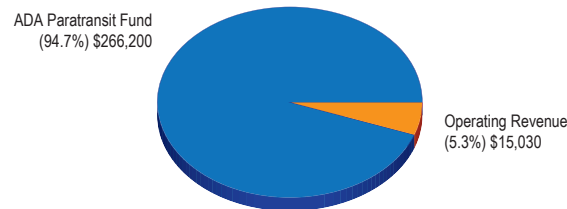
## Regional ADA Paratransit Budget Highlights

- The 2025 budget is balanced to the RTA funding marks with no fare increases.
- Funding includes an increase in state support for Regional ADA Paratransit Services from \$9.1 million to \$10.0 million.
- The 2025 budget includes support for the Ride-share Access Program (RAP), which subsidizes ADA Paratransit customers that use Transportation Network Company (TNC) services as an alternative to dedicated ADA Paratransit services.

## 2025 Regional ADA Paratransit Program Budget (000s)

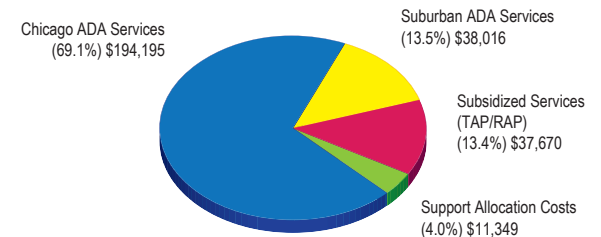
	2024 Estimate			2025 Budget			2024-2025
	Chicago	Suburban	Region Total	Chicago	Suburban	Region Total	Net Change
<b>Revenue</b>							
Fares—Contract	\$6,734	\$2,006	\$8,740	\$6,871	\$2,047	\$8,918	\$178
Fares—Subsidized	2,424	234	2,657	2,653	280	2,933	276
RTA Certification	1,537	230	1,767	1,568	235	1,803	36
Investment Income/Other			1,764			1,376	(388)
<b>Total Revenue</b>	<b>\$10,695</b>	<b>\$2,470</b>	<b>\$14,928</b>	<b>\$11,092</b>	<b>\$2,562</b>	<b>\$15,030</b>	<b>\$102</b>
<b>Expenses</b>							
Contract Services	\$164,815	\$32,416	\$197,231	\$174,967	\$34,478	\$209,445	\$12,214
Subsidized Services	31,125	2,998	34,123	34,073	3,597	37,670	3,547
Fuel	5,063	2,119	7,182	5,370	2,241	7,611	429
Insurance	1,109	226	1,335	1,378	0	1,378	43
Administration	9,784	824	10,608	11,125	1,093	12,218	1,610
RTA Certification	1,284	192	1,476	1,356	203	1,559	83
ADA Support Allocation			9,385			11,349	1,964
<b>Total Expenses</b>	<b>\$213,181</b>	<b>\$38,775</b>	<b>\$261,340</b>	<b>\$228,269</b>	<b>\$41,612</b>	<b>\$281,230</b>	<b>\$19,890</b>
<b>Funding Requirement</b>	<b>\$202,486</b>	<b>\$36,305</b>	<b>\$246,412</b>	<b>\$217,177</b>	<b>\$39,050</b>	<b>\$266,200</b>	<b>\$19,788</b>
<b>Public Funding</b>			<b>\$235,973</b>			<b>\$266,200</b>	<b>\$30,227</b>
<b>Net Funding Available</b>			<b>(\$10,439)</b>			<b>\$0</b>	<b>\$10,439</b>
Recovery Ratio			10.47%			7.50%	
<b>Ridership</b>							
Total Ridership—Contract	2,420	688	3,108	2,470	701	3,171	63
Total Ridership—Subsidized	1,212	117	1,329	1,327	140	1,467	138
<b>Ridership—Total</b>	<b>3,632</b>	<b>805</b>	<b>4,437</b>	<b>3,797</b>	<b>841</b>	<b>4,638</b>	<b>201</b>

Sources of Funds (000s) - Total \$281,230



ADA funding totals \$281.230 million for 2025. Pace expects total ridership demand to increase by 4.5% in 2025 to over 4.6 million trips, while fares remain at 2024 levels.

Uses of Funds (000s) - Total \$281,230



The majority of the ADA budget will be spent on paratransit services in the City of Chicago (69.1%) and suburban counties (13.5%). Subsidized services, including the Taxi Access Program in the City of Chicago and nationwide Rideshare Access Program, account for 13.4% of budgeted expenses.

# 2025 Suburban Service Budget Summary

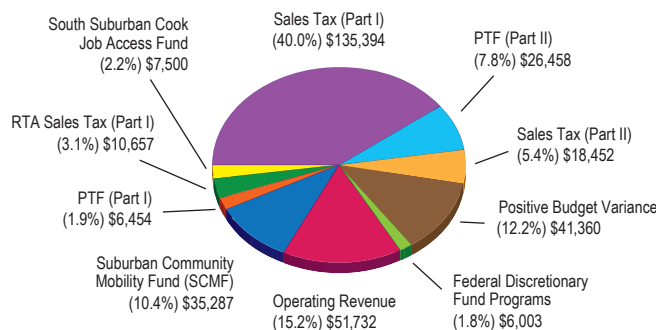


## Suburban Service Budget Highlights

- The 2025 budget is balanced to the RTA funding level with no fare increases. This is achieved through the use of positive budget variance generated from federal coronavirus relief funding.
- In 2025, Pace is increasing support for Demand Response services including one time, county-level grants to assist in implementing or enhancing county-wide service.
- The 2025 budget continues to support innovative services like VanGo, a self-serve travel option providing a connection between designated bus or train stations and a rider's place of work for a \$5 fare.
- Pace expects to have 24 battery electric buses in service in 2025, distributed throughout the service area, supporting the agency's goal of reaching zero emissions by 2040.
- The 2026 and 2027 Suburban Service plan years include preliminary revenue and expense adjustments associated with *ReVision*—Pace's Network Revitalization & Systemwide Restructuring Initiative. The *ReVision* project seeks to modernize and enhance Pace's entire bus route network, with the goal of building upon Pace's principles of accessibility, safety, equity, and productivity for 2026 and beyond.
- The 2025 Suburban Service Capital Program totals \$78.8 million, primarily for support facilities and equipment and rolling stock. The budget includes \$51.7 million to begin the modification and expansion of the River and Southwest Division garages to accommodate an electric bus fleet and continue Pace's pledge to zero emissions. It also includes \$2.2 million for a pilot program of hydrogen para-transit vehicles.

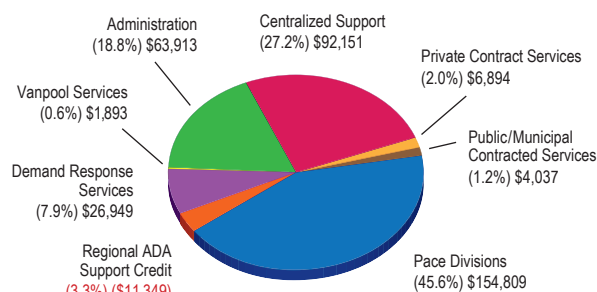
## 2025 Suburban Service Operating Budget

### Sources of Funds (000s) - Total \$339,297



Operating income generated by fares and local support, advertising, and interest income comprises 15.2% of total revenue expected in 2025. Public funding, primarily from RTA sales tax and matching state contributions (PTF) totals 72.6% of the planned budget with federal discretionary fund programs and positive budget variance making up the remaining 12.2%.

### Uses of Funds (000s) - Total \$339,297



The 2025 operating budget is balanced to available funding. The majority of the budget will be spent on the provision of service and the central support efforts (fuel, insurance, supplies, etc.) associated with providing service.

## 2025 Suburban Service Operating Budget (000s)

### Operating Revenue

Pace Divisions	\$20,747
Public/Municipal Contracted Services	1,545
Private Contract Services	727
Demand Response Services	12,069
Vanpool Services	1,061
Half-Fare Reimbursement	1,606
Investment/Other Income	13,132
Advertising Revenue	845

<b>Total Operating Revenue</b>	<b>\$51,732</b>
--------------------------------	-----------------

### Expenses

Pace Divisions	\$154,809
Public/Municipal Contracted Services	4,037
Private Contract Services	6,894
Demand Response Services	26,949
Vanpool Services	1,893
Centralized Support	92,151
Administration	63,913
Regional ADA Support Credit	(11,349)

<b>Total Expenses</b>	<b>\$339,297</b>
-----------------------	------------------

<b>Funding Requirement</b>	<b>\$287,565</b>
----------------------------	------------------

### Public Funding

Sales Tax (Part I)	\$135,394
Sales Tax (Part II)	18,452
PTF (Part I)	6,454
PTF (Part II)	26,458
Suburban Community Mobility Fund	35,287
South Suburban Cook Job Access Fund	7,500
RTA Sales Tax (Part I)	10,657
Federal Discretionary Fund Programs	6,003
Positive Budget Variance	41,360

<b>Total Public Funding</b>	<b>\$287,565</b>
-----------------------------	------------------

<b>Net Funding Available</b>	<b>\$0</b>
------------------------------	------------

<b>Recovery Ratio</b>	<b>17.00%</b>
-----------------------	---------------

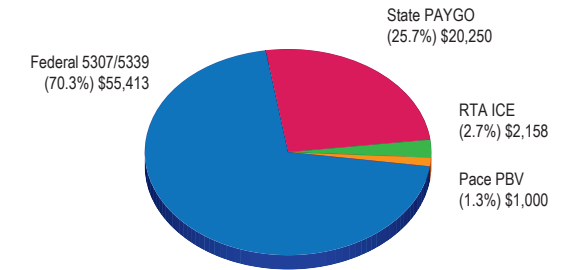


## 2025 Suburban Service Capital Program (000s)

	Funding Source	2025 Budget
<b>Rolling Stock</b>		
Fixed Route OTR Coach Buses (13)	Federal 5307/5339	\$12,450
Fixed Route EV Hybrid Buses (8)	Federal 5307/5339	9,600
Paratransit Vehicles (15)	Federal 5307/5339	1,863
Hydrogen Paratransit Vehicles (3)	RTA ICE	2,158
<b>Subtotal</b>		<b>\$26,071</b>
<b>Support Facilities &amp; Equipment</b>		
Southwest Division Electrification/Expansion (Phase 1)	Federal 5307/5339	\$31,500
River Division Electrification/Expansion	State PAYGO	20,250
<b>Subtotal</b>		<b>\$51,750</b>
<b>Miscellaneous</b>		
Unanticipated Capital	Pace PBV	\$1,000
<b>Subtotal</b>		<b>\$1,000</b>
<b>Total 2025 Suburban Capital Program</b>		<b>\$78,821</b>

## 2025 Suburban Service Capital Program

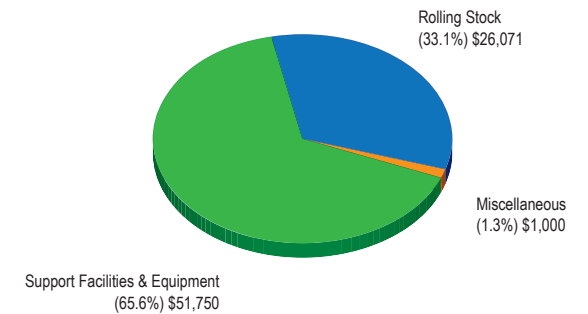
### Sources of Funds (000s) - Total \$78,821



Over 70% of Pace's capital funding is expected to come from federal sources.



### Uses of Funds (000s) - Total \$78,821



Nearly two-thirds of Pace's capital program will be allocated to Support Facilities & Equipment.