



For the August 13, 2013 County Board Meeting

Summary of 2013 Annual Action Plan

Lake County, Illinois
North Chicago, Illinois
Waukegan, Illinois

The following pages are the only changes to the full 2013 Annual Action Plan from the last round of approvals. Previous changes were approved in the June 11, 2013 County Board meeting. The chart below indicates the page numbers where the changes can be found in the full document.

2013 Annual Action Plan Amendments		
Category	Document Page #	Purpose and description of amendment
HOME	3	Revise grant award and funding increases.
ESG	5-6	Revise grant award and funding cuts.
CDBG	7-8	Revise grant award and funding increases.
CDBG	9-10	Revise North Chicago's grant amount and funding increases.
CDBG	11-12	Revise Waukegan's grant amount and funding increases.
CDBG	43	New project description for contract to complete the Analysis of Impediments to Fair Housing Choice.
ESG	59	New project description for ESG funding of the Homeless Management Information System.

NOTE: The revised funding amounts listed in these tables were also revised on each individual project description, also known as a Table 3C.

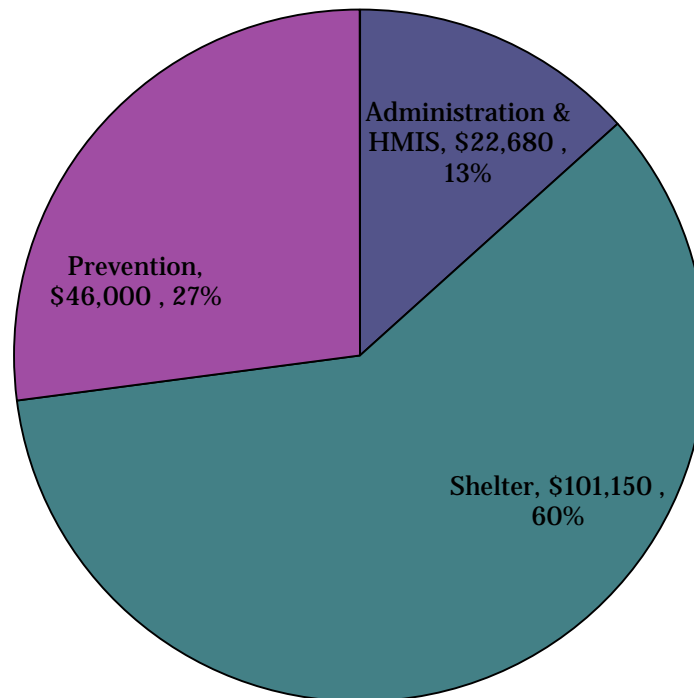
Proposed Allocation of HOME Funds	
*Homebuyer assistance	\$70,000.00
*New Construction-Rental or Homeownership	\$175,095.13
*Rehabilitation-Rental or Homeownership	\$175,095.14
Rehabilitation-Owner-Occupied Rehabilitation Consortium Partners	\$280,126.83
CHDO Reserve	\$150,067.95
CHDO Operating	\$50,022.65
Administration, Technical Assistance & Planning	\$100,045.30
TOTAL	\$1,000,453.00

2013 Lake County Consortium ESG Program Funding Recommendations

Subrecipient	Project Type	Recommended Amount
A Safe Place	Emergency Shelter	\$19,550
Catholic Charities	Emergency Shelter	\$17,000
Lake County Haven	Emergency Shelter	\$13,600
Maristella	Homelessness Prevention	\$10,000
Most Blessed Trinity	Emergency Shelter	\$17,000
PADS Crisis Services	Emergency Shelter	\$34,000
Prairie State Legal Services	Homelessness Prevention	\$36,000
Lake County Homeless Management Information System	HMIS	\$9,943
Lake County ESG Program	Program Administration	\$12,737
TOTAL		\$169,830

Notes	
Total Grant	\$169,830
60% Shelter Limit <i>(no more than 60% of funds may be used for shelter activities per HEARTH Act)</i>	\$101,898
Shelter Expenses	\$101,150
Prevention Expenses	\$46,000
HMIS Expenses	\$9,943
Administration	\$12,737
TOTAL	\$169,830

2013 Lake County Consortium
ESG Program Funding Recommendations

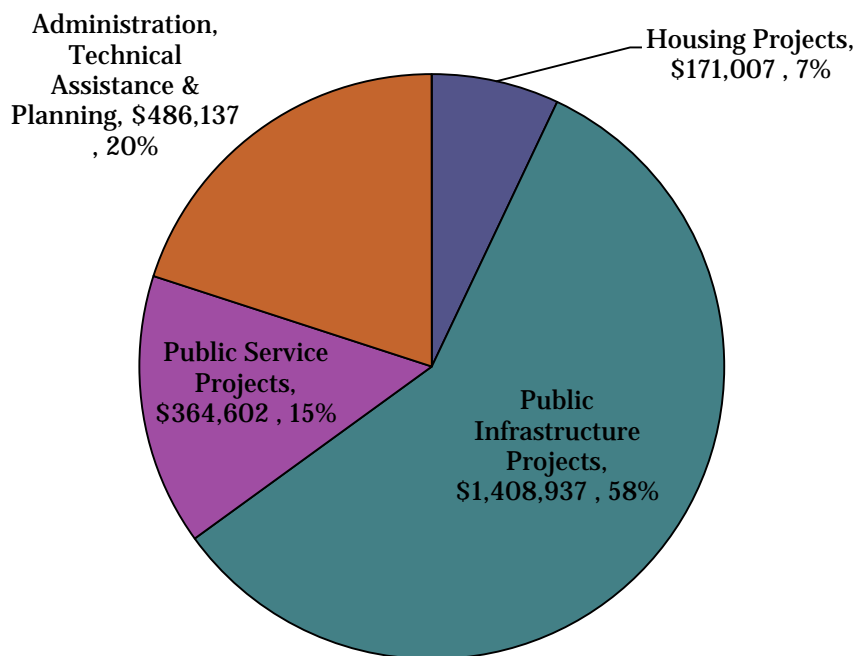


2013 Lake County CDBG Program Funding Recommendations

Available Sources of PY2013 CDBG Funds	
2013 CDBG Entitlement Grant	\$2,427,142
CDBG Program Income	\$3,541
Reprogrammed CDBG Funds	\$0
TOTAL	\$2,430,683

Proposed Allocation of Funds	
Housing Projects	\$171,007
Public Infrastructure Projects	\$1,408,937.40
Public Service Projects	\$364,602
Administration, Technical Assistance & Planning	\$486,136.60
TOTAL	\$2,430,683

2013 Lake County
CDBG Program Funding Recommendations



Public Infrastructure

Organization	Goal	Request	Recommended Award
Avon Township	3.1.4	\$100,000	\$100,000
Fox Lake	3.1.1	\$100,000	\$100,000
Grant Township	3.1.4	\$100,000	\$100,000
Highwood	3.1.1	\$100,000	\$85,000
Island Lake	3.1.4	\$81,600	\$69,646
Lake County Public Works	3.1.2	\$100,000	\$100,000
Lake Villa Township	3.1.3	\$100,000	\$85,000
Lakemoor	3.1.1	\$83,000	\$83,000
Mundelein	3.1.3	\$100,000	\$85,000
Park City	3.1.1	\$100,000	\$100,000
Round Lake	3.1.1	\$100,000	\$100,000
Round Lake Beach	3.1.1	\$100,000	\$100,000
Round Lake Heights	3.1.1	\$100,000	\$100,000
Round Lake Park	3.1.3	\$100,000	\$100,000
Zion	3.1.1	\$100,000	\$100,000
TOTAL			\$1,407,646

Public Services

Organization	Goal	Request	Recommended Award
CASA Lake County	3.3.3	\$35,000	\$29,750
Countryside Association	3.3.1	\$30,000	\$20,650
CREW	3.3.4	\$26,550	\$18,398
ElderCARE@Christ Church	3.3.2	\$25,000	\$18,750
HealthReach	3.2.2	\$50,000	\$37,500
Lake County Center for Independent Living	3.3.1	\$30,000	\$25,500
Mano a Mano	3.3.3	\$25,000	\$21,250
Nicasa	3.3.4	\$50,000	\$42,500
Northern Illinois Food Bank	3.2.1	\$25,000	\$21,250
NorthPointe Resources	3.3.1	\$28,083	\$19,404
Rosalind Franklin University	3.2.2	\$20,000	\$14,150
Zacharias Sexual Abuse Center	3.3.4	\$30,000	\$25,500
Fair Housing Program	1.1	n/a	\$70,000
TOTAL			\$364,602

*NOTES REGARDING THE LAKE COUNTY CDBG PROGRAM
FUNDING RECOMMENDATION TABLE*

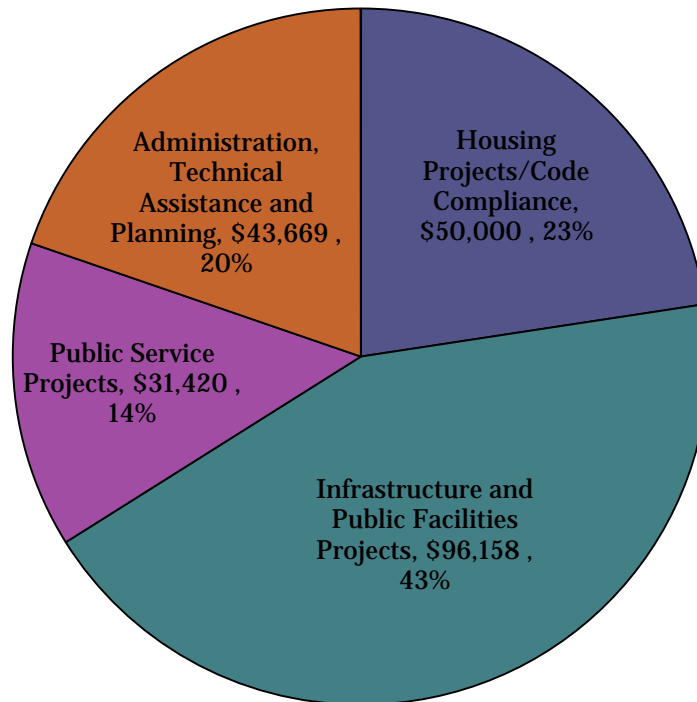
NOTE: Lake County CDBG administration formula calculated as 20% (the maximum allowable Lake County CDBG administration funds that can be used).

NOTE: Lake County CDBG public service formula calculated as 15% (the maximum allowable Lake County CDBG public service funds that can be used).

2013 Proposed CDBG Allocations for North Chicago

Total Available Funds (estimated)		\$221,247
2013 Entitlement Grant (estimated)	\$221,247	
Reprogrammed Funds		
Proposed Allocation of Funds		
Housing Projects		\$50,000
Infrastructure and Fire Equipment Projects		\$96,158
Public Service Projects		\$31,420
Administration, Technical Assistance and Planning		\$43,669

*2013 North Chicago
CDBG Program Funding Recommendations*



2013 Proposed CDBG Allocations for North Chicago

Subrecipient	Project Cost	Allocation
Housing Projects		
Emergency Rehabilitation	\$25,000	\$25,000
Spot Rehabilitation	\$25,000	\$25,000
Total	\$50,000	\$50,000
Infrastructure Projects		
Infrastructure Improvement Projects	\$667,000	\$75,000
Total	\$667,000	\$75,000
Fire Equipment Program		
Fire Equipment Replacement	\$21,158	\$21,158
Total	\$21,158	\$21,158
Public Service Projects		
Christian Outreach of Lutherans (COOL)	\$228,000	\$6,000
I-Plus	\$309,440	\$5,420
Most Blessed Trinity	\$414,700	\$7,000
Northern Illinois Food Bank	\$10,000	\$6,000
PADS Lake County	\$636,266	\$7,000
Total	\$1,598,406	\$31,420
Administration , Technical Assistance and Planning		
General Administration		\$39,669
Fair Housing Pending RFP		\$4,000
Total		\$43,669

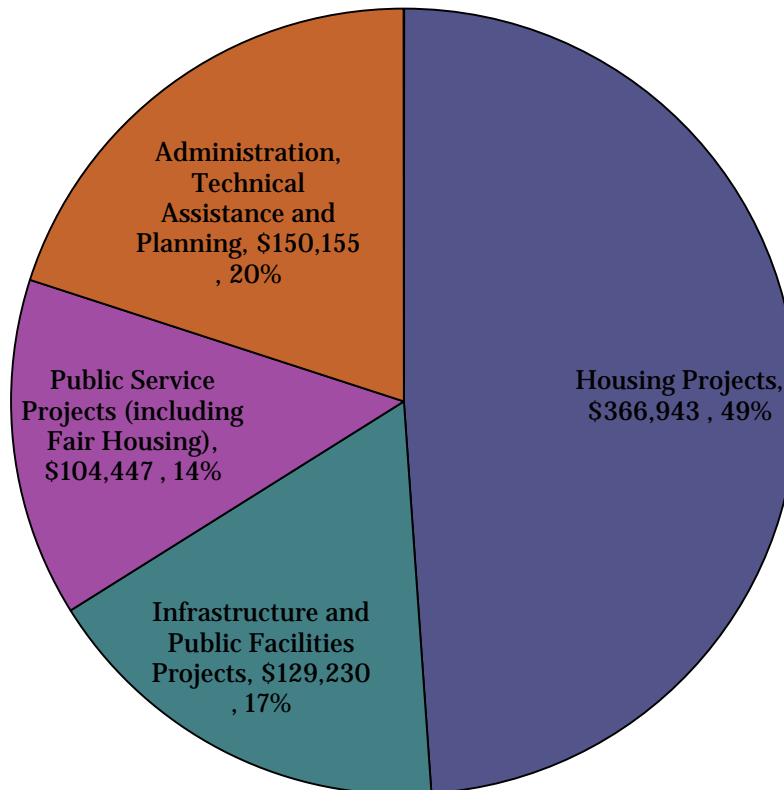
NOTE: North Chicago CDBG administration formula calculated as 20% (the maximum allowable North Chicago CDBG administration funds that can be used).

NOTE: North Chicago CDBG public service formula calculated as 15% (the maximum allowable North Chicago CDBG public service funds that can be used).

2013 Proposed CDBG Allocations for Waukegan

Total Available Funds		\$750,775
2013 Entitlement Grant	\$750,775	
Program Income	\$0	
Reprogrammed Funds	\$0	
Proposed Allocation of Funds		
Housing Projects/Code Compliance		\$366,943
Infrastructure and Public Facilities Projects		\$129,230
Public Service Projects		\$104,447
Administration, Technical Assistance and Planning		\$150,155

*2013 Waukegan
CDBG Program Funding Recommendations*



2013 Proposed CDBG Allocations for Waukegan

Subrecipient	Project Cost	Allocation
Public Service Projects		
A Safe Place/L.C. Crisis Center	\$59,000.00	\$5,000
BCCLC	\$165,000.00	\$5,000
CASA Lake County	\$1,016,000.00	\$5,000
Catholic Charities	\$203,552.00	\$5,000
Christ Church – Eldercare	\$88,172.00	\$5,000
C. O. O. L. – Food Pantry	\$158,000.00	\$5,000
I-Plus – CO-RP	\$293,500.00	\$5,000
Most Blessed Trinity	\$361,325.00	\$5,000
NICASA NFP - Family Advocacy	\$221,200.00	\$5,000
Northern Illinois Food Bank – Senior Food Boxes	\$165,800.00	\$5,000
PADS – The Family Center	\$288,081.00	\$5,000
Prairie State Legal Services – Disability Advocacy	\$66,280.00	\$5,000
Fair Housing - Prairie State Legal Service	\$285,495.00	\$5,000
UMMA - Urban Muslim Minority – Education Empowerment	\$140,000.00	\$5,000
Waukegan Police Department (COPP)	\$170,790.00	\$9,500
Waukegan Township – Home Sweet Home	\$191,000.00	\$9,947
Youth Conservation (YCC) – Youthbuild	\$890,530.00	\$5,000
Youthbuild L. C. - Youthbuild	\$1,179,000.00	\$5,000
Zacharias Sexual Assault (Was LaCASA) – Children’s Advocacy	\$187,069.00	\$5,000
TOTAL	\$6,129,794.00	\$104,447
Housing Projects		
Code Enforcement Program	\$134,614	\$50,000
Housing Rehabilitation	\$300,605	\$316,943
TOTAL	\$435,219	\$366,943
Public Facilities Projects		
City of Waukegan Public Works - Sidewalks	\$410,000	\$129,230
TOTAL	\$410,000	\$129,230
Administration, Technical Assistance & Planning		
Administration, Technical Assistance & Planning	\$150,155	\$150,155
TOTAL	\$150,155	\$150,155
Total 2013 Waukegan CDBG Grant		
Total 2013 Waukegan CDBG Grant	\$750,755	\$750,755
Program Income	\$0	\$0
Reprogrammed Funds	\$0	\$0
Total Funds Available for FY 2013	\$750,755	\$750,755

NOTE: Waukegan CDBG administration formula calculated as 20%; Waukegan CDBG public service formula calculated as 15% (each the maximum allowable use).

Table 3C
Consolidated Plan Listing of Projects

Jurisdiction Name: Lake County

Priority Need: N/A

Project: Analysis of Impediments to Fair Housing Choice

Activity: Completion of the Analysis of Impediments to Fair Housing Choice

Description: The Analysis of Impediments to Fair Housing Choice is a required element of the five-year planning cycle. This report will outline crucial issues for Lake County to address in reducing barriers to fair housing choice for Federally protected classes.

Mullin & Lonergan Associates, Inc. were selected for the contract to complete this work based on a competitive Request for Qualifications.

Objective Category: Suitable Living Environment Decent Housing Economic Opportunity
Outcome Category: Availability/Accessibility Affordability Sustainability

Location/Target Area:
Lake County

Objective Number DH1	Project ID TBD
HUD Matrix Code 21D and 05J	CDBG Citation 24 CFR 570.208(a)(2)
Type of Recipient For-profit	National Objective LMC
Start Date 9/1/13	Completion Date 12/31/13
Performance Indicator N/A	Annual Units N/A
Local ID TBD	Units Upon Completion N/A

Funding Sources:	Awarded	Expended	Balance
CDBG	\$23,178		
ESG			
HOME	\$6,822		
Prior Year Funds			
Other CPD Funds			
Total	\$30,000		

Financial Narrative:
The costs were allocated based on the proportional size of grants to: \$16,550 Lake County CDBG, \$6,822 HOME; \$5,119 Waukegan CDBG, \$1,500 North Chicago CDBG.

The primary purpose of the project is to help:
 the Homeless Persons with HIV/AIDS Persons with Disabilities Public Housing Needs

Table 3C
Consolidated Plan Listing of Projects

Jurisdiction Name:	Lake County
Priority Need:	N/A
Project:	Homelessness Management Information System
Activity:	ServicePoint Administration
Description:	ServicePoint is the local Homeless Management Information System in Lake County. This system has tremendous benefit to clients to better access the full array of services throughout Lake County utilizing electronic referral. The shared database also allows decisions-makers to have system level data on how services are being used and where gaps exist. This investment will assist Lake County in implementing new programs.

Objective Category: Suitable Living Environment Decent Housing Economic Opportunity
Outcome Category: Availability/Accessibility Affordability Sustainability

Location/Target Area:
 500 West Winchester Road, Unit 101
 Libertyville, IL 60048

Objective Number SL1	Project ID TBD
HUD Matrix Code N/A	CDBG Citation 24 CFR 570.208(a)(2)
Type of Recipient Local Government	National Objective LMC (Presumed Benefit)
Start Date 5/1/2013	Completion Date 4/30/2014
Performance Indicator N/A	Anticipated Units N/A
Local ID TBD	Actual Units N/A

Funding Sources:	Awarded	Expended	Balance
CDBG			
ESG	\$9,943		
HOME			
Prior Year Funds			
Other CPD Funds			
Total	\$9,943		

Financial Narrative:
 Project has sufficient leverage funds for 50% match requirement.

The primary purpose of the project is to help:
 the Homeless Persons with HIV/AIDS Persons with Disabilities Public Housing Needs