

MONTHLY REPORTS



December 20, 2021
Finance Department
Melissa Gallagher/Ruby Acosta
847-377-2163/mgallagher@lakecountyiil.gov

LAKE COUNTY MONTHLY FINANCIAL REPORTS

Summary: This report shows data as unaudited and is subject to change based on year-end audit entries. In accordance with Lake County's Budget and Financial Policies, financial reports are submitted to the Finance and Administrative Committee that provide a current snapshot comparing actual revenues and expenditures to budgeted amounts. In addition, the Finance Department provides other financial information that may be of interest to the County Board.

Background:

Three reports are attached:

- a Revenue & Expense Budget vs. Actual Report, through 11/30/2021,
- an Economic Indicator Report, reflecting the most recent information available, and
- a P-Card Summary Report for the November 2021 activity.

Analysis:

- The **Revenue & Expense Report** reflects activity through the end of November, twelve months of activity, so a straight-line benchmark would indicate that 100% of budgeted expenditures or revenues would be spent/received. However, fiscal year-end adjusting entries will impact actual activity. Special Revenue for FY 2021 includes revenues for the CARES Act, ARPA Funds, ERA (Emergency Rental Assistance) Funds.
- The **Economic Indicator Report** reflects the status of the County's economically sensitive indicators, in a color-coded fashion. State-shared revenues, reflecting collection in most cases through September, are coming in higher than expected budget. Internet sales that are coming through for the first time are speculated to make up some of the increase in sales tax. The recorder fees for the month of November 2021 are lower than expected due to year-end close-out. However, recorder fees year-to-date continue to far exceed budgeted expectations.
- The **P-Card Summary Report** reflects the activity for November 2021. There were 1,227 transactions totaling \$578,795, which was 24% more than October 2021. The top five spend categories are IT Hardware, Security Supplies, and Consumer Retail. The suppliers with the highest spend were A Rifkin, CDW, and Amazon.

Please contact me with any questions.

Attachments: (1) Revenue & Expense Budget vs. Actual Report, (2) Economic Indicator Report, (3) P-Card Summary Report

Revenue Summary
Lake County
Current Period: Nov-21

Date: 17-DEC-2021

	Budgeted Revenues	Y-T-D Collections	Percent Collected	Prior Year Budgeted Revenues	Prior Year Y-T-D Collections	Prior Year Percent Collected
SUMMARY - ALL FUNDS						
Property Tax Funds						
General Fund	192,300,326	186,109,015	96.78%	207,606,402	209,063,196	100.70%
Other Property Tax Operating Funds	177,083,367	144,684,584	81.70%	161,081,569	130,365,170	80.93%
Capital Project Funds	12,325,138	12,190,016	98.90%	12,273,477	11,608,442	94.58%
Sub Total	381,708,831	342,983,615	89.85%	380,961,448	351,036,809	92.14%
Special Revenue Funds	136,258,624	131,552,725	96.55%	154,352,288	140,006,892	90.71%
Capital Project Funds	66,330,347	56,449,833	85.10%	70,343,650	55,820,534	79.35%
Internal Service Funds	47,564,900	47,131,371	99.09%	46,046,544	45,526,123	98.87%
Public Works	54,221,144	54,239,212	100.03%	52,252,478	49,671,119	95.06%
GRAND TOTAL - ALL FUNDS	686,083,846	632,356,757	92.17%	703,956,408	642,061,477	91.21%

PROPERTY TAX FUNDS

General Fund	192,300,326	186,109,015	96.78%	207,606,402	209,063,196	100.70%
Other Property Tax Operating Funds						
FICA	10,011,090	9,940,712	99.30%	11,511,000	10,916,826	94.84%
IMRF	18,507,950	18,249,575	98.60%	14,025,450	13,283,948	94.71%
Liability Insurance	873,410	613,994	70.30%	1,381,409	1,612,772	116.75%
Veterans Assistance Commission	559,628	558,082	99.72%	651,124	627,007	96.30%
Stormwater Management	13,447,648	5,298,064	39.40%	12,949,700	4,314,182	33.31%
Division of Transportation	24,192,926	21,687,970	89.65%	24,955,568	23,285,610	93.31%
Hulse Detention Center	8,741,349	6,543,815	74.86%	6,695,820	6,259,073	93.48%
Winchester House	0	-2,871	n/m	100,000	94,380	94.38%
Health Department	100,119,712	81,208,435	81.11%	88,182,548	69,452,907	78.76%
Tuberculosis Clinic	629,654	586,808	93.20%	628,951	518,465	82.43%
Total - Other Property Tax Op Funds	177,083,367	144,684,584	81.70%	161,081,569	130,365,170	80.93%
Total Operating Funds	369,383,693	330,793,599	89.55%	368,687,971	339,428,366	92.06%

Revenue Summary
Lake County
Current Period: Nov-21

Date: 17-DEC-2021

	Budgeted Revenues	Y-T-D Collections	Percent Collected	Prior Year Budgeted Revenues	Prior Year Y-T-D Collections	Prior Year Percent Collected
Propety Tax Capital Funds						
Long Term Capital	5,000,000	0	0.00%	0	0	n/m
Bridge Tax	3,967,045	4,001,629	100.87%	3,967,651	3,750,900	94.54%
Matching Tax	8,358,093	8,188,387	97.97%	8,305,826	7,857,542	94.60%
Sub Total - Capital	12,325,138	12,190,016	98.90%	12,273,477	11,608,442	94.58%
TOTAL PROPERTY TAX	381,708,831	342,983,615	89.85%	380,961,448	351,036,809	92.14%
SPECIAL REVENUE						
Law Library	395,800	404,370	102.17%	400,800	291,324	72.69%
Children's Waiting Room Fund	180,500	168,430	93.31%	170,500	156,713	91.91%
Court Automation	756,512	923,924	122.13%	1,496,500	883,355	59.03%
Court Document Storage	757,943	934,028	123.23%	1,488,800	881,668	59.22%
Probation Services Fee	1,445,000	1,252,495	86.68%	1,607,619	1,183,296	73.61%
Vital Records Automation	79,937	76,067	95.16%	71,200	61,291	86.08%
GIS Automation Fee	1,957,000	2,783,132	142.21%	1,842,000	2,283,256	123.96%
Tax Sale Automation Fees	104,802	91,503	87.31%	90,770	0	
Recorder Automation	1,278,715	1,958,375	153.15%	1,203,715	1,607,947	133.58%
Solid Waste Management Tax	201,635	197,511	97.95%	201,635	176,277	87.42%
Coroner Fees	250,300	29,896	11.94%	140,300	202,389	144.25%
Electronic Citation Fund	165,673	231,743	139.88%	87,800	217,025	247.18%
Neutral Site Custody Exchange Fee	175,200	153,192	87.44%	115,200	177,625	154.19%
Transportation Hire Back	31,200	70,981	227.50%	30,000	40,220	134.07%
CARES Act Fund	0	13,897,141	n/m	121,539,986	121,615,613	-100.06%
ARPA Fund	67,646,879	67,649,956	100.00%	0	0	n/m
ERA Fund	20,646,763	20,646,763	100.00%	0	0	n/m
ERA 2 Fund	6,534,726	6,534,727	100.00%	0	0	n/m
HUD Grants	23,659,545	6,379,742	26.96%	13,720,496	4,813,917	35.09%
Workforce Development	9,256,965	6,466,762	69.86%	9,410,764	4,905,492	52.13%
Video Gaming	733,528	701,988	95.70%	734,203	509,484	-69.39%
TOTAL SPECIAL REVENUE	136,258,624	131,552,725	96.55%	154,352,288	140,006,892	90.71%

Revenue Summary
Lake County
Current Period: Nov-21

Date: 17-DEC-2021

	Budgeted Revenues	Y-T-D Collections	Percent Collected	Prior Year Budgeted Revenues	Prior Year Y-T-D Collections	Prior Year Percent Collected
CAPITAL PROJECT FUNDS						
2010A Bond Road Construction Project	0	6	n/m	0	3,930	n/m
2013 Bond	0	0	n/m	0	0	n/m
2015 Bond	0	4,411	n/m	0	16,939	n/m
1/4% Sales Tax	42,882,134	32,831,547	76.56%	53,435,077	32,217,996	60.29%
Motor Fuel Tax	23,448,213	23,613,868	100.71%	16,908,573	23,581,669	139.47%
TOTAL CAPITAL PROJECT FUNDS	66,330,347	56,449,833	85.10%	70,343,650	55,820,534	79.35%
INTERNAL SERVICE FUNDS						
HEALTH-LIFE-DENTAL INSURANCE FUND	47,564,900	47,131,371	99.09%	46,046,544	45,526,123	98.87%
ENTERPRISE FUND						
PUBLIC WORKS	54,221,144	54,239,212	100.03%	52,252,478	49,671,119	95.06%
GRAND TOTAL - ALL REVENUES	686,083,846	632,356,757	92.17%	703,956,408	642,061,477	91.21%

Expense Summary
Lake County
Current Period: Nov-21

Date: 17-DEC-2021

	Current Appropriation	Y-T-D Expenditures	Percent Expensed	Prior Year Budgeted Expenditures	Prior Year Y-T-D Expenditures	Prior Year Percent Expensed
SUMMARY - ALL FUNDS						
Property Tax Funds						
General Fund	201,103,921	167,311,684	83.20%	218,863,184	185,799,278	84.89%
Other Property Tax Operating Funds	184,446,727	151,111,147	81.93%	177,340,291	148,746,312	83.88%
Capital Project Funds	23,773,158	9,340,442	39.29%	21,057,103	9,572,531	45.46%
Sub Total	409,323,806	327,763,273	80.07%	417,260,578	344,118,121	82.47%
Special Revenue Funds	83,200,598	46,037,143	55.33%	148,495,599	124,461,533	83.81%
Capital Project Funds	170,421,588	56,537,930	33.18%	168,154,476	47,118,130	28.02%
Internal Service Funds	47,564,900	46,810,161	98.41%	46,046,544	44,059,408	95.68%
Public Works	64,535,847	40,009,414	62.00%	55,058,964	44,478,844	80.78%
GRAND TOTAL - ALL FUNDS	775,046,738	517,157,921	66.73%	835,016,161	604,236,035	72.36%
	=====	=====	=====	=====	=====	=====

GENERAL FUND

County Board	1,994,669	1,892,212	94.86%	2,064,293	1,949,768	94.45%
County Administrator	2,958,129	2,419,270	81.78%	3,251,583	2,875,766	88.44%
General Operating Expense	26,904,995	10,002,580	37.18%	30,846,977	10,218,819	33.13%
Corporate Capital Improvements	3,705,204	3,447,786	93.05%	18,548,250	12,539,625	67.61%
FAS	3,380,842	3,128,074	92.52%	3,247,142	3,006,715	92.60%
Information Technology	13,927,189	12,154,651	87.27%	13,872,611	12,375,778	89.21%
Human Resources	2,037,579	1,920,896	94.27%	2,122,752	1,623,394	76.48%
Construction and Facilities	10,628,244	9,401,319	88.46%	10,175,336	10,198,768	100.23%
Treasurer	1,478,393	1,375,546	93.04%	1,355,092	1,354,094	99.93%
Recorder of Deeds	397,006	374,847	94.42%	463,420	456,845	98.58%
County Clerk	4,271,986	4,006,990	93.80%	5,114,694	4,121,533	80.58%
Chief County Assessment Officer	2,978,899	2,816,836	94.56%	2,648,345	2,622,510	99.02%
Regional Office of Education	727,615	648,960	89.19%	774,556	682,558	88.12%
Planning & Development	3,431,579	3,185,518	92.83%	3,471,087	3,226,407	92.95%
Sheriff	72,484,150	65,383,476	90.20%	70,723,957	71,301,962	100.82%
Clerk of the Circuit Court	8,773,139	8,394,870	95.69%	9,250,345	9,172,839	99.16%
Circuit Courts	16,533,981	14,098,433	85.27%	16,238,766	15,144,975	93.26%
States Attorney	16,941,292	15,555,849	91.82%	16,680,270	15,176,968	90.99%
County Coroner	1,826,126	1,740,679	95.32%	1,895,794	2,008,497	105.94%
Public Defender	5,688,142	5,340,935	93.90%	5,963,631	5,652,105	94.78%
Merit Commission	34,763	21,959	63.17%	154,283	89,352	57.91%
TOTAL GENERAL FUND	201,103,921	167,311,684	83.20%	218,863,184	185,799,278	84.89%
	=====	=====	=====	=====	=====	=====

Expense Summary
Lake County
Current Period: Nov-21

Date: 17-DEC-2021

	Current Appropriation	Y-T-D Expenditures	Percent Expensed	Prior Year Budgeted Expenditures	Prior Year Y-T-D Expenditures	Prior Year Percent Expensed
OTHER PROPERTY TAX OPERATING FUNDS						
FICA	12,332,818	11,086,755	89.90%	12,583,764	11,758,857	93.44%
IMRF	18,266,043	16,107,134	88.18%	18,069,854	17,233,278	95.37%
Liability Insurance	7,465,888	7,127,577	95.47%	6,540,452	5,049,626	77.21%
Veterans Assistance Commission	699,135	632,966	90.54%	634,627	661,975	104.31%
Stormwater Management	9,434,585	4,783,940	50.71%	12,456,736	5,921,058	47.53%
Division of Transportation	21,557,136	19,555,709	90.72%	22,875,600	21,051,680	92.03%
Hulse Detention Center	7,648,169	7,163,727	93.67%	7,736,177	7,414,016	95.84%
Winchester House	0	0	n/m	1,202,352	993,999	82.67%
Health Department	106,270,952	84,068,921	79.11%	94,420,367	78,289,048	82.92%
Tuberculosis Clinic	772,002	584,418	75.70%	820,363	372,775	45.44%
Total - Other Property Tax Op Funds	184,446,727	151,111,147	81.93%	177,340,291	148,746,312	83.88%
Total Operating Funds	385,550,648	318,422,831	82.59%	396,203,475	334,545,590	84.44%
PROPERTY TAX CAPITAL FUNDS						
Long Term Capital	21,822,568	9,393,697	43.05%	25,675,755	10,473,031	40.79%
Bridge Tax	7,097,579	2,620,068	36.91%	7,418,253	4,241,978	57.18%
Matching Tax	16,675,579	6,720,374	40.30%	13,638,851	5,330,553	39.08%
TOTAL PROPERTY TAX CAPITAL FUNDS	23,773,158	9,340,442	39.29%	21,057,103	9,572,531	45.46%
TOTAL PROPERTY TAX	409,323,806	327,763,273	80.07%	417,260,578	344,118,121	82.47%
	=====	=====	=====	=====	=====	=====

Expense Summary
Lake County
Current Period: Nov-21

Date: 17-DEC-2021

	Current Appropriation	Y-T-D Expenditures	Percent Expensed	Prior Year Budgeted Expenditures	Prior Year Y-T-D Expenditures	Prior Year Percent Expensed
SPECIAL REVENUE						
Law Library	404,337	366,472	90.64%	432,191	427,592	98.94%
Children's Waiting Room Fund	181,358	151,348	83.45%	190,366	186,756	98.10%
Court Automation	1,679,801	1,273,649	75.82%	1,487,653	1,043,109	70.12%
Court Document Storage	1,482,245	990,517	66.83%	1,403,877	269,363	19.19%
Probation Services Fee	2,759,485	456,443	16.54%	2,772,951	1,861,102	67.12%
Vital Records Automation	73,046	71,533	97.93%	104,198	74,852	71.84%
GIS Automation Fee	1,955,500	0	0.00%	1,842,000	1,842,000	100.00%
Tax Sale Automation Fees	223,545	76,084	34.04%	140,300	84,719	60.38%
Recorder Automation	1,536,722	1,448,085	94.23%	1,468,373	1,388,879	94.59%
Solid Waste Management Tax	200,000	200,000	100.00%	200,000	159,663	79.83%
Coroner Fees	204,870	204,391	99.77%	169,332	200,008	118.12%
Electronic Citation Fund	450,000	91,023	20.23%	94,000	23,500	25.00%
Neutral Site Custody Exchange Fee	175,000	83,280	47.59%	160,000	160,000	100.00%
Transportation Hire Back	55,000	0	0.00%	73,080	54,880	75.10%
CARES Act Fund	13,800,718	13,376,988	96.93%	121,539,986	111,717,321	91.92%
ARPA Fund	4,260,547	43,846	1.03%	0	0	n/m
ERA Fund	20,646,763	17,955,550	86.97%	0	0	n/m
ERA 2 Fund	6,534,726	2,506,500	38.36%	0	0	n/m
HUD Grants	26,576,935	6,741,436	25.37%	16,417,293	4,967,789	30.26%
Workforce Development	9,256,966	7,644,807	82.58%	9,410,765	6,140,118	65.25%
Video Gaming	1,547,576	629,865	40.70%	1,269,417	593,358	46.74%
TOTAL SPECIAL REVENUE	83,200,598	46,037,143	55.33%	148,495,599	124,461,533	83.81%
CAPITAL PROJECT FUNDS						
2010A Bond Road Construction Project	0	0	n/m	0	0	n/m
1/4% Sales Tax	127,438,617	42,208,534	33.12%	136,672,799	35,306,238	25.83%
Motor Fuel Tax	42,982,970	14,329,396	33.34%	31,481,676	11,811,892	37.52%
TOTAL CAPITAL PROJECTS	170,421,588	56,537,930	33.18%	168,154,476	47,118,130	28.02%
INTERNAL SERVICE FUNDS						
HEALTH-LIFE-DENTAL INSURANCE FUND	47,564,900	46,810,161	98.41%	46,046,544	44,059,408	95.68%
ENTERPRISE FUND						
PUBLIC WORKS	64,535,847	40,009,414	62.00%	55,058,964	44,478,844	80.78%
GRAND TOTAL - ALL FUNDS	775,046,738	517,157,921	66.73%	835,016,161	604,236,035	72.36%

LAKE COUNTY SELECTED ECONOMIC INDICATORS

Year to Date - as of November 30, 2021

<u>Selected Property Tax Fund Revenues</u>		<u>As of</u>	<u>FY21 Budget</u>	<u>Expected</u>	<u>Actual</u>	<u>% Change</u>
Sales Taxes Total		Sep-21	29,250,000	24,338,437	29,809,157	22.5%
1/4% Sales Tax: SEASONALLY ADJUSTED		Sep-21	25,250,000	20,973,781	25,972,157	23.8%
1% Sales Tax: SEASONALLY ADJUSTED		Sep-21	4,000,000	3,364,656	3,837,000	14.0%
Income Tax SEASONALLY ADJUSTED		Oct-21	8,440,000	7,934,990	10,221,436	28.8%
Personal Property Repl Tax SEASONALLY ADJUSTED		Jul-21	3,830,000	3,830,000	6,188,564	61.6%
Use Tax SEASONALLY ADJUSTED		Aug-21	3,000,000	2,169,086	2,450,081	13.0%
Building Permits		Nov-21	1,300,000	1,300,000	1,381,912	6.3%
Interest Income (101-220)		Nov-21	2,272,045	2,272,045	884,008	-61.1%
Recorder Fees		Nov-21	3,315,000	3,315,000	5,409,966	63.2%
Total Selected Property Tax Fund Revenues			51,407,045	45,159,558	56,345,124	24.8%
<u>Selected Non Property Tax Fund Revenues</u>				<u>Expected</u>	<u>Actual</u>	
1/4% Sales Tax for Trans SEASONALLY ADJUSTED		Sep-21	31,000,000	25,749,989	30,315,847	17.7%
Motor Fuel Tax SEASONALLY ADJUSTED		Nov-21	14,500,000	15,500,000	16,281,378	5.0%
<u>Other</u>				<u>Expected</u>	<u>Actual</u>	
Salaries Over (+) Under (-) Budget (Funds 101-220)		Nov-21	159,551,889	161,655,742	154,609,895	-4.4%
Overtime (Funds 101-220)		Nov-21	4,313,595	4,313,595	6,928,443	60.6%
Utility Costs (Funds 101-220)		Nov-21	2,688,672	2,688,672	2,500,885	-7.0%
Motor Fuel Costs		Nov-21	1,804,244	1,804,244	1,629,165	-9.7%
<u>Other</u>				<u>Prior Year</u>	<u>Current Month</u>	
Gasoline (Average Price Per Gallon)		Nov-21		1.620	2.820	74.2%
<u>Labor and Employment</u>						
Unemployment Rate				<u>Prior Year</u>	<u>Current Month</u>	
Lake County		Oct-21		5.9%	4.0%	-32.2%
Illinois		Oct-21		7.5%	5.0%	-33.3%
Labor Force Data - NOT seasonally adjusted						
Lake County Estimates		Oct-21		380,222	357,375	-6.0%
Illinois Estimates		Oct-21		6,324,429	6,263,001	-1.0%
<u>Economic Data</u>						
Consumer Price Index - CPI-U		Nov-21		260.229	277.948	6.8%
Interest Rate - Effective Federal Funds Rate		Nov-21		0.09%	0.08%	-11.1%
Dow Jones Industrial Average		Nov-21		29,638.64	34,483.72	16.3%

LAKE COUNTY SELECTED ECONOMIC INDICATORS - FY2021 MONTHLY

Selected Property Tax Fund Revenues	As of	Expected	Actual	% Change
Sales Taxes Total	Sep-21	2,626,132	3,187,757	21.4%
1/4% Sales Tax: SEASONALLY ADJUSTED	Sep-21	2,186,660	2,761,354	26.3%
1% Sales Tax: SEASONALLY ADJUSTED	Sep-21	439,472	426,403	-3.0%
Income Tax SEASONALLY ADJUSTED	Oct-21	570,519	672,062	17.8%
Personal Property Repl Tax ADJUSTED	Jul-21	137,050	332,490	142.6%
Use Tax SEASONALLY ADJUSTED	Aug-21	241,666	255,889	5.9%
Building Permits	Nov-21	122,445	97,726	-20.2%
Interest Income (101-220)	Nov-21	812,528	87,460	-89.2%
Recorder Fees	Nov-21	244,665	-158,866	-164.9%
Total Selected Property Tax Fund Revenues		4,755,005	4,474,518	-5.9%
Selected Non Property Tax Fund Revenues		Expected	Actual	
1/4% Sales Tax for Trans SEASONALLY ADJUSTED	Sep-21	2,684,612	3,133,352	16.7%
Motor Fuel Tax SEASONALLY ADJUSTED	Nov-21	1,401,101	1,314,345	-6.2%
Other		Expected	Actual	
Salaries Over (+) Under (-) Budget (Funds 101-220)	Nov-21	14,832,927	12,580,965	-15.2%
Overtime (Funds 101-220)	Nov-21	658,634	840,755	27.7%
Utility Costs (Funds 101-220)	Nov-21	445,436	377,497	-15.3%
Motor Fuel Costs	Nov-21	289,688	376,693	30.0%
Other		Prior Month	Current month	
Gasoline (Average Price Per Gallon)	Nov-21	2.806	2.820	0.5%
Labor and Employment				
Unemployment Rate		Prior Month	Current month	
Lake County	Oct-21	4.0%	4.0%	0.0%
Illinois	Oct-21	5.1%	5.0%	-2.0%
Labor Force Data - NOT seasonally adjusted				
Lake County Estimates	Oct-21	361,205	357,375	-1.1%
Illinois Estimates	Oct-21	6,223,103	6,263,001	0.6%
Economic Data		Prior Month	Current month	
Consumer Price Index - CPI-U	Nov-21	276.589	277.948	0.5%
Interest Rate - Effective Federal Funds Rate	Nov-21	0.08%	0.08%	0.0%
Dow Jones Industrial Average	Nov-21	35,819.56	34,483.72	-3.7%

LAKE COUNTY IL OVERVIEW

11/1/21 - 11/30/21



Spend
\$578,795

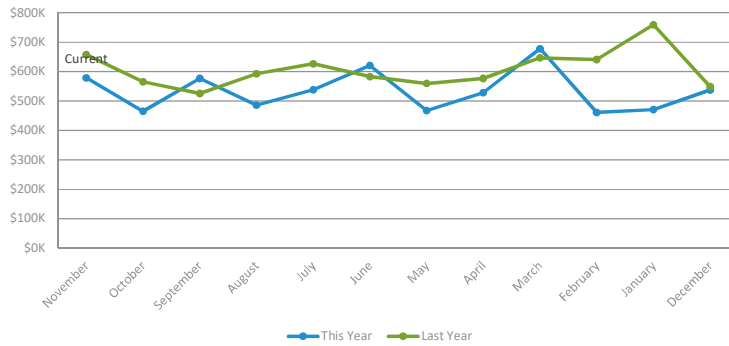
vs. Last Month
24%
▲

Transactions
1,227

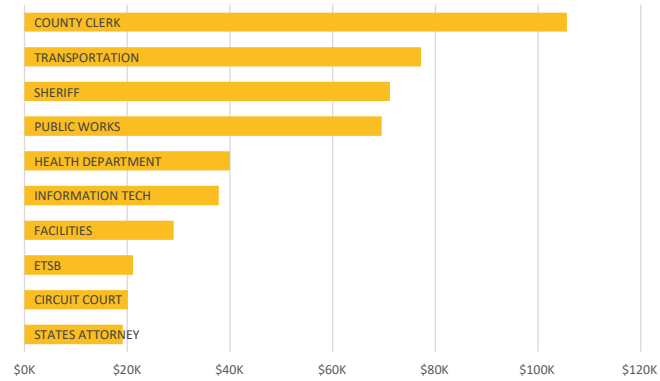
Fiscal Spend
\$6,408,913

12 Month Spend
\$6,408,913

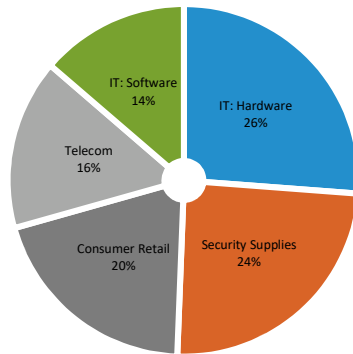
SPEND



TOP DEPARTMENTS

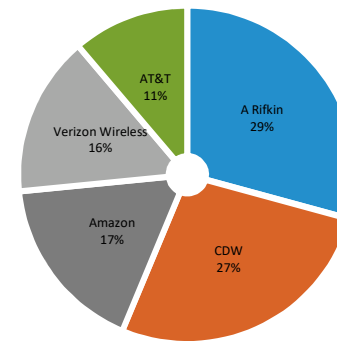


TOP CATEGORIES



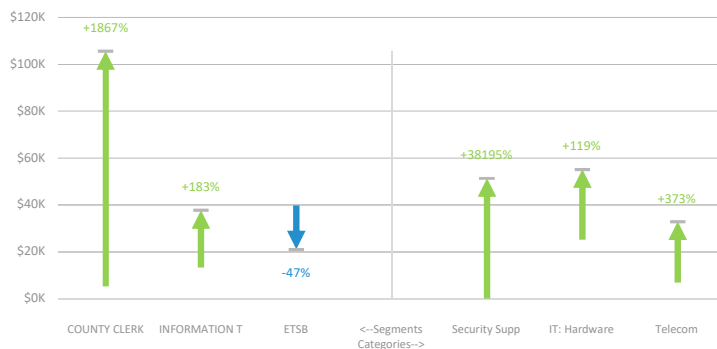
THE TOP 5
CATEGORIES REPRESENT
39%
OF YOUR TOTAL SPEND

TOP SUPPLIERS



THE TOP 5
SUPPLIERS REPRESENT
30%
OF YOUR TOTAL SPEND

TOP SPEND VARIANCES



CONTACT

This is your monthly summary of procurement card expenses. If you have any questions, please contact Patrice Sutton at psutton@lakecountyil.gov.